

English

Home Language and Life Skills

3

Term 1



Incomplete draft text
for reference only, not
for teaching purposes.



Learner: _____

3

Term 1

English

Home Language and Life Skills

Learner's Activity Book



Acknowledgements

This integrated programme for Home Language and Life Skills was developed by a Funda Wandé team, in collaboration with individuals from the curriculum directorates of the Department of Education in the Western Cape, Eastern Cape and Limpopo, academics and teachers.

The development of these books was made possible through the financial support of the Allan Gray Orbis Foundation Endowment, the FEM Education Foundation, the Michael & Susan Dell Foundation and the Zenex Foundation.

Image credits

Illustrators:

Many thanks to Anja Stoeckigt for her contribution to the primary illustrations found in this book. Other illustrations provided by: Crazy Cat: pp. 7-9 and 112-117; Alex Latimer: pp. 17, 60, 68 and 96; Patrick Latimer: pp. 21, 57, 74 and 141; Jiggs Snaddon-Wood: pp. 71, 89, 93 and 127; Zinelda McDonald: pp. 79-84; Rassie Erasmus: phonic words.

Cover: Anja Stoeckigt

Photo credits:

Gallo Images: Page 6: Matthew Childs (Springbok rugby team after winning the IRB World Cup in 2019), Page 10: Mike Hewitt (Siya Kolisi playing rugby), Pages 11 and 32: Stringer (Siya Kolisi holding the IRB World Cup trophy), Page 20a: Christiaan Kotze (Temba Bavuma playing cricket), Page 20b: Stringer (Temba Bavuma in Proteas uniform), Page 23a: Sydney Seshibedi (Amanda Dlamini in Banyana Banyana uniform), Page 23b: Lefty Shivambu (Amanda Dlamini playing soccer), Page 26a: Ezra Shaw (Caster Semenya with South African flag), Page 26b: Patrick Smith (Caster Semenya running), Page 28a: Patrick Smith (Wayde van Niekerk with a gold medal), Page 28b: Anton Geyster (Wayde van Niekerk running), Page 34: Leon Sadiki (Pretty Yende singing), Page 37: Rich Fury (Trevor Noah speaking), Page 40: Leon Morris (Brenda Fassie singing), Page 41: Theana Calitz (Lira singing), Page 77: Sowetan/Antonio Muchave (dancer in traditional xibelani skirt); **iStock:** Page 18f: GlobalP (chameleon tail), Page 62b: jacoblund (woman wearing kente cloth), Page 64: siete_vidas (women wearing traditional kanga fabric), Page 73: Alessandro Biascioli (women in kaftans), Page 76a: NEIMUD (woman wearing traditional isicholo hat); Page 54: Leonardo da Vinci (Mona Lisa); Page 56: MiaKora (fabric map of Africa); **Shutterstock:** Page 59a: Tayvay (woman in traditional aso-oke clothes), Page 59b: Tayvay (man in traditional aso-oke clothes); **WikiCommons:** Page 62a: ZSM (kente cloth), Page 76b: Retlaw Snellac Photography (women wearing traditional isicholo hat), Page 144: Ossewa (beach in the Eastern Cape); Page 90: Maggie Laubser (Basutoland Hills); Pages 122a, 122b, 122c, 122d and 122e: Brooklyn Museum (African clay pots); Page 140: Northern Cape Tourism (Kalahari desert).

All other images provided with premium usage by **Freepik**, **Rawpixel** and **Pexels**.

www.fundawande.org

ISBN: 978-1-998960-23-1

Version 2: 2025



Anyone is free to **share** (copy and redistribute the material in any medium or format) or **adapt** (remix, transform and build on the material for any purpose), provided that you credit the work as follows:
Funda Wandé, English Home Language and Life Skills, Learner's Activity Book, Grade 3, Term 1, CC BY 4.0.

You may not add terms or measures that legally restrict others from doing anything the licence permits.


For more information: <https://creativecommons.org/licenses/by/4.0/>

Contents


Week 1	Welcome to Grade 3!	1
Week 2	About me	5
Week 3	About me	29
Week 4	Feelings	42
Week 5	Feelings	65
Week 6	Keeping safe	78
Week 7	Keeping safe	101
Week 8	Rights and responsibilities	111
Week 9	Rights and responsibilities	132




Icons



Reading



Writing




Phonics




Beginning Knowledge



Creative Arts



Independent Reading



Colour



Write




Cut

Welcome to Grade 3!


Week 1




DATE _____



Write the lower-case letters.



A _____ a _____	V _____	C _____	X _____
S _____	F _____	G _____	H _____
I _____	D _____	K _____	P _____
M _____	Y _____	O _____	L _____
Q _____	R _____	Z _____	T _____
U _____	B _____	W _____	J _____
N _____	E _____	How many letters can you read in 1 minute?	



DATE _____

Tick the sounds you know.

<input type="radio"/> Sound	<input type="radio"/> Sound	<input type="radio"/> Sound	<input type="radio"/> Sound
<input type="radio"/> Sound	<input type="radio"/> Sound	<input type="radio"/> Sound	<input type="radio"/> Sound
<input type="radio"/> Sound	Language-specific content - versioners please add sounds		<input type="radio"/> Sound
<input type="radio"/> Sound			<input type="radio"/> Sound
<input type="radio"/> Sound	<input type="radio"/> Sound	<input type="radio"/> Sound	<input type="radio"/> Sound

Write the sounds you hear.

1 _____	2 _____	3 _____	4 _____
5 _____	6 _____	7 _____	8 _____
9 _____	10 _____		



Porcupines

Porcupines use their quills to protect themselves. They stamp their feet and shake their quills to frighten away other animals. If the animal doesn't go away, the porcupine runs backwards so their sharp quills get stuck in the other animal. Porcupines can hurt lions, leopards, dogs and even people.

A porcupine can grow new quills when their quills fall out. When baby porcupines are born, their quills are soft. They take about five days to get hard.


1 Tick all the things porcupines do to protect themselves.

- stamp their feet
- bite other animals
- shake their quills
- run into the other animal
- shoot their quills at other animals

2 Can newborn porcupines protect themselves?

- Yes
- No


Why? _____



About me

Weeks 2 and 3






The Siya Kolisi story



Siyamthanda Kolisi is the captain of the South African rugby team. He was the captain when South Africa won the Rugby World Cup in 2019. This is his life's story.

Siya was born on 16 June 1991 in Eastern Cape. As a child, he lived with his grandmother. She loved Siya but she did not have much money. Siya was often cold and hungry when he was a child.







Siya started school in 1998. At school, he loved sport. He would run for 5 km every day before school. One day he saw a group of men running. They were part of a rugby team called the African Bombers. Siya went to watch them train and practise. He soon joined in and learned to play rugby.

When he was 12, the school team went to play in a big schools' rugby tournament in Mossel Bay.

At the tournament everyone saw how well Siya played. He was given a rugby scholarship to a boarding school called Grey Junior School in Gqeberha. He went there in Grade 7 and was a good student. He loved being at boarding school and tried hard.







Siya went on to Grey High School. He played rugby for his school and in his final year of high school was chosen for the Eastern Province schools rugby team.

When he left school, he moved to Cape Town and went to play for the Western Province rugby team. A year later he began to play for the Stormers team. He also got married when he was living in Cape Town.

In 2013 Siya was chosen for the South African rugby team, called the Springboks. He played against many other countries. In 2018 he became the captain of the Springbok team. It was his dream come true.



DATE _____



Comprehension I

Read **The Siya Kolisi** story.



Read and think

1 Who is this story about?

2 Is Siya Kolisi a real person? (yes or no)

3 Is this story non-fiction (true facts) or fiction (imaginary)?



Search and find

4 What is the South African rugby team called?

5 How many schools did Siya go to?


6 In which year did Siya play rugby for South Africa?



DATE _____

Comprehension 2

Re-read **The Siya Kolisi** story.



Search and find

- 1 Find the **word** in the text that means a *team leader*.

Write it down. _____

- 2 Write the **sentence** that tells us that Siya did not have a lot of money when he was young.

- 3 In which two cities has Siya lived?




On my own

- 4 Why do you think Siya has been able to achieve his dream?

- 5 What is your dream?

Handwriting



Practise these letters in your exercise book each day.



MONDAY

x i i i i i i i

x ii ii ii ii ii ii

TUESDAY

x t t t t t t t

x tt tt tt tt tt tt

WEDNESDAY

x i i i i i i i

x it it it it it it

THURSDAY

x t t t t t t t

x ti ti ti ti ti ti

FRIDAY

x it ti tt ii it ti

x ti tt it ti ii ti



DATE _____

Khangela la magama angezantsi.

ihlwempu izihlangu waminxwa inxanxadi
~~unxweme~~ inxili uyanxwala



w	a	m	i	n	x	w	a	m	x	h	u
s	a	v	y	t	y	t	l	f	v	z	n
i	h	l	w	e	m	p	u	y	t	q	x
r	g	i	h	l	z	l	w	v	k	z	w
b	y	i	z	i	h	l	a	n	g	u	e
n	u	y	a	n	x	w	a	l	a	y	m
i	n	x	a	n	x	a	d	i	g	g	e
m	t	y	j	i	n	x	i	l	i	y	p

Khetha amagama amathathu, uze ubhale isivakalisi esifutshane ngegama ngalinye.

- 1 _____
- 2 _____
- 3 _____



Funda izivakalisi

Zincinci izihlangu zikaLifa.



Umama unxibe inxili.



Abantwana badlala elunxwemeni.



Inxanxadi lihleli emthini.



Ngubani onxibe inxili?



DATE _____

Growing



New born

Very small babies need to be fed, washed, kept warm and loved.



Baby

Babies can drink from a bottle and then a cup. They learn to roll over, then to sit and then crawl.



Toddler

Toddlers can walk, say some words, point to things and hold a spoon.



Pre-school child

Pre-school children can run, play with other children, and ask and answer questions.



School-age child

School children can dress themselves and get ready for school. At school they learn to read, write and count.

Write about a little child you know.

I know a _____ (baby/toddler etc.)

called _____ (name).

He or she can _____

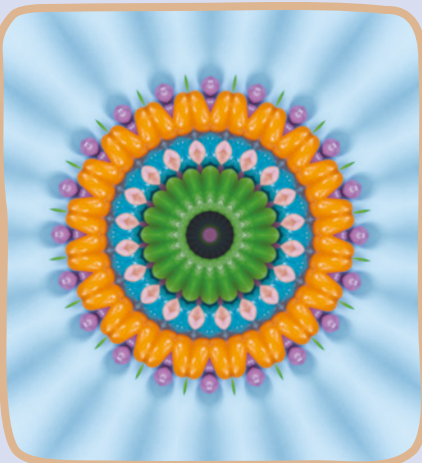



DATE _____



Lines and shapes

Trace over a spiral, a horizontal line, a curved line.



horizontal

vertical

curved

spiral

zig-zag



DATE _____

Fakela isandi esishiyiweyo.



1 i nxili



2 u _____ me



3 inxa _____ di



4 izihla _____



5 ame _____



6 isihlwa _____ zi



7 ihlwe _____



8 i _____ wa



Temba Bavuma - cricketer



Temba Bavuma was born in Cape Town in 1990. He learned to play cricket at school. He became a good batsman. When he was 24 years old, he was chosen to play cricket for South Africa.



Read and think

Is this a true story? _____



Search and find

Where was Temba born?





DATE _____

What can they do?

Tick what we can do at different ages.



baby




child



adult

read 					
drink 					
run 					
eat 					
skip 					
drive a car 					
smile 					
climb trees 					


DATE _____



Vocabulary and language



Complete each sentence using one of the words.



boarding school

Rugby World Cup

captain

tournament

scholarship

- 1 Siya Kolisi is the _____ of the South African rugby team.
- 2 South Africa won the _____ in 2019.
- 3 The school team went to play in a schools rugby _____.
- 4 Siya was given a _____ to go to Grey Junior and High School.
- 5 The school was a _____ so he ate and slept at school.





DATE _____

Amanda Dlamini - soccer player

Amanda Dlamini was born in KwaZulu-Natal. She learned to play soccer at school. She played for a boys' team when she was 10. When she was older, she played for a women's team. When she was 19 years old she played for Banyana Banyana. By 2016 she had played 100 games for South Africa!



Search and find

Where was Amanda born? _____



Read and think

Why do you think Amanda played for a boys' team when she was young?

DATE _____



About me

Fill in the form.



1 Name: _____

2 Date of birth: _____

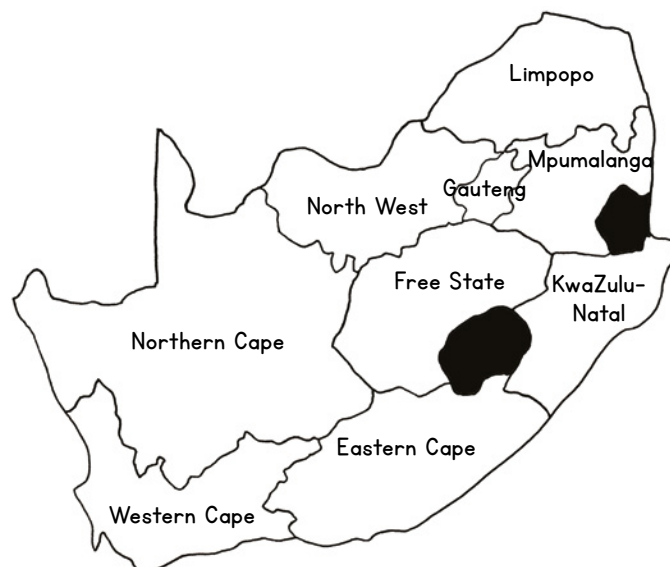
3 Place of birth: _____

4 Current address: _____

5 Name of parent/guardian: _____

6 Name of school: _____

7 Colour in the province where you were born.



Gqibezela izivakalisi ngamagama achanekileyo.



esihlwahlwazayo

umhlaba



ukunxwala

ihlathi



lunesihlwitha



inxele



- 1 Bekusitsha ihlathi elingasekhaya.
- 2 Usana lwasekhaya _____ seenwele.
- 3 ULinda usebenzisa _____ xa ebhala.
- 4 USipho akadlali kakuhle, uyathanda _____ abanye abantwana.
- 5 Uchumile _____ wesikolo sethu, kukhula imifuno eluhlaza.
- 6 Umama uthe ubawela isiselo _____.



Caster Semenya - athlete

Caster Semenya was born in Limpopo. When she went to high school she did athletics. She always won the 800 metre races. She went to two Olympic Games. She won a gold medal for South Africa at each game.



Search and find

How many gold medals has Caster Semenya won?



On my own

What are the Olympic Games?



DATE _____



Ukufunda amagama ngexesha elibekiweyo.

**Funda la magama neqabane lakho.
Phawulani amagama eningakwaziyo ukuwafunda.
Fundani amagama eningawazanga.**

igusha	ujingi	phakama	phatha	umva
ngoko	uyoyika	ifoto	amagama	nguye
imbewu	ipilisi	idolo	bhaka	dlula
jikeleza	yima	ibali	ingaba	mhle
lumka	igolide	yakha	ingxolo	xuba
qhekeza	igogogo	linda	ifowuni	umvundla
qhuba	ayeke	luma	vula	ubhuti
ufuna	azama	xhuma	vala	ngomso

Ngoku funda ngomzuzu omnye. Mangaphi amagama owafundileyo?
Amagama owafunde ngokuchanekileyo: _____
Zama ukwenza ngaphezulu kwenqaku lakho lakuqala.



Wayde van Niekerk - athlete

Wayde van Niekerk was born in the Western Cape in 1992. He liked rugby and athletics at school. He ran 200 metre races at his high school and always won. When he was 20 years old, he changed to 400 metre races. He broke the world record and won a gold medal at the 2016 Olympic Games.



Search and find

Which two distances has Wayde van Niekerk run?

_____ and _____



On my own

Name another South African athlete who has won a gold medal.





Handwriting

Practise these letters in your exercise book each day.



MONDAY

x n n n n n n n n n n

x ni ni ni ni ni ni ni ni ni ni

TUESDAY

x m m m m m m m m m m

x mn mn mn mn mn mn mn mn mn mn

WEDNESDAY

x p p p p p p p p p p

x pm pm pm pm pm pm pm pm pm pm

THURSDAY

x r r r r r r r r r r

x tr tr tr tr tr tr tr tr tr tr

FRIDAY

x ni nm mo is ti i

x mp mi in ii nr mr

Tshatisa umfanekiso negama.

ibhola

ingalo

ingubo

ilanga

ubhontsi

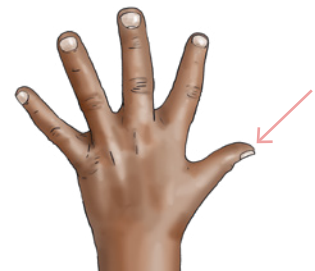
ibhedi

phunga

ibhotile

thunga

ucango





DATE _____

Funda izivakalisi

Bathi besatheza ehlathini babona ihlosi.



Ubhuti ungenele ukhuphiswano lokwenyuka intaba.



ULiya ulunywe yinyoka wadumba ingalo.



ULizo ubuye emnyama lilanga laseBhayi.



Utata wam uyawuthanda umbhoxo.




Ngubani olunywe yinyoka?



Timeline for Siya Kolisi



A timeline shows us when things happened in the correct sequence.



In each row, write 1 or 2 to show what happened first or second.







Went to boarding school		Captain of primary school rugby team	
Played for South Africa		Captain of the Springboks	
Played for Western Province		Played for South Africa	



DATE _____

Isinye ne sininzi

Isinye kuxa sithetha ngesibizo esinye. Isininzi kuxa sithetha ngezibizo ezingaphezulu kwesinye/ezininzi. Izimaphambili zezibizo ziyehluka kwisinye nakwisininzi.

Isinye	Isininzi
ilori 	iilori 
umntu 	abantu 






A. Fill in the prefixes for singular or plural.

aba ama imi izi ii isi um i

Isinye	Isininzi
1 <u>um</u> bhoxo	<u>imi</u> bhoxo
2 _____ ntwana	_____ ntwana
3 _____ thi	_____ thi
4 _____ tya	_____ tya
5 _____ kolo	_____ kolo

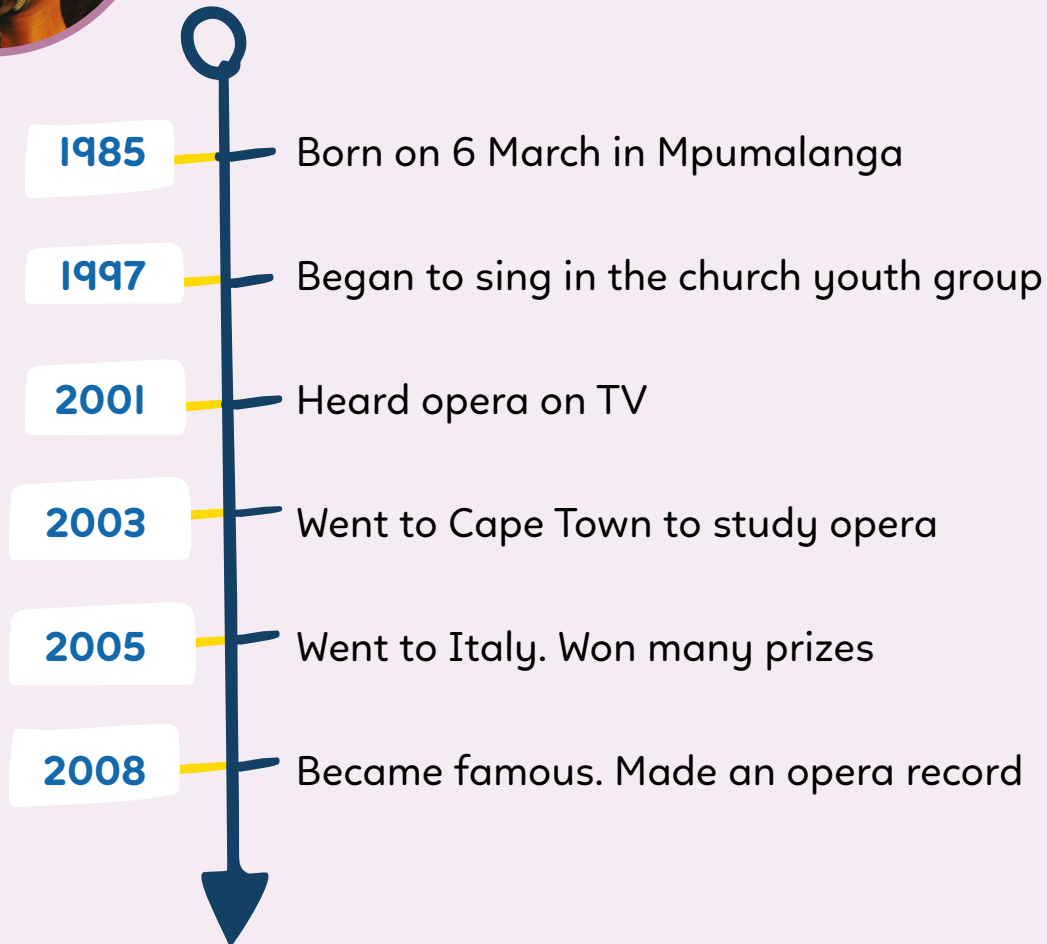
Versioners note: this page to be replaced with Grammar. Language-specific

B. Bhala la magama esininzi ezincwadini zenu.

1 	2 	3 	4 	5 
---	---	---	---	---



Pretty Yende - opera singer



Search and find

Where was Pretty born? _____



On my own

Have you ever heard opera singing? Where?






DATE _____

Animal and human babies

Read these timelines.



Timeline for a baby elephant

- 2 hours** stands up
- 3 hours** begins to walk
- 4 hours** drinks milk
- 1 month** can see
- 1 year** can eat grass and leaves

Timeline for a human baby

- 1 hour** can see
- 2 hours** drinks milk
- 1 month** smiles
- 6 months** milk teeth appear
- 1 year** begins to walk and talk

Compare the babies. Write **elephant** or **human**.

- 1 Which baby walks first? _____
- 2 Which baby begins to drink milk first?

- 3 Which baby is able to see first? _____



Gqibezela izivakalisi ngamagama achanekileyo.



~~hlosi~~ ingalo intaba bhola
 ilanga ucango

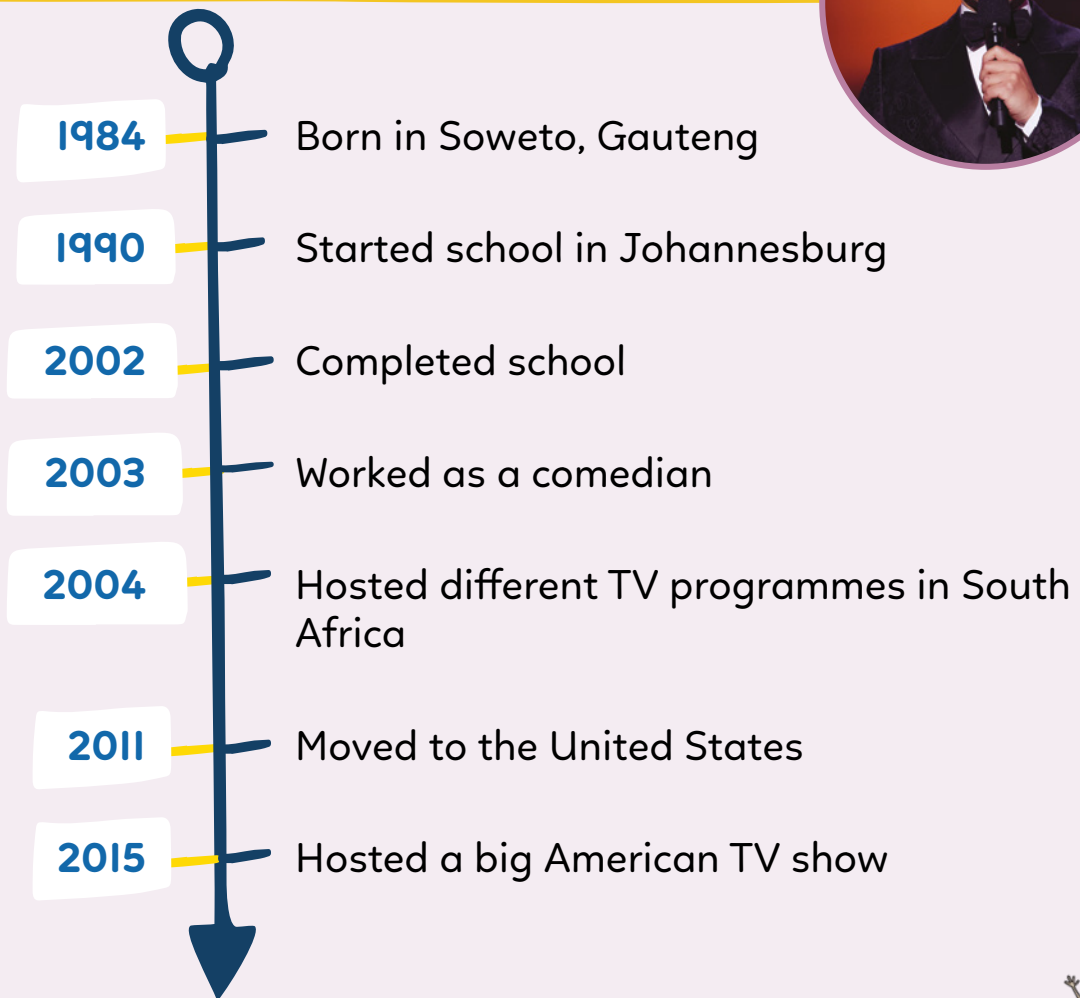
- 1 Abadlali be _____ ekhatywayo baphumelele.
- 2 Umama uthi udinwe ingathi ebenyuka _____.
- 3 Ligqatsile namhlanje _____.
- 4 Musa ukuluvala kakubi _____.
- 5 Wophuke _____ kumdlalo wombhoxo.
- 6 Abazingeli badibene nehlosi ehlathini.



3

DATE _____

Trevor Noah - comedian



Search and find

To which country did Trevor Noah move?



On my own

What does a comedian do?



DATE _____




Facts about me




List the years you have been alive.

Year	Age
	Born
	1

Colour in your birthday month.



January	February
March	April
May	June
July	August
September	October
November	December




Colour in the provinces you have lived in.


Eastern Cape	Free State	Gauteng	KwaZulu-Natal	Limpopo	Mpumalanga	North West	Northern Cape	Western Cape
--------------	------------	---------	---------------	---------	------------	------------	---------------	--------------

Write one thing you do now that you couldn't do when you were born.





DATE _____



Fluency practice

**Practise reading this text with a partner. Read smoothly.
Notice punctuation.**

Siya Kolisi was born on 16 June in Eastern Cape. When Siya was 12, his school team played in a rugby tournament in Mossel Bay. At the tournament everyone saw how well Siya played. He was given a rugby scholarship to a boarding school in Gqeberha.

He loved being at boarding school. He played rugby for his school and in his final year of high school was chosen for the Eastern Province schools rugby team.

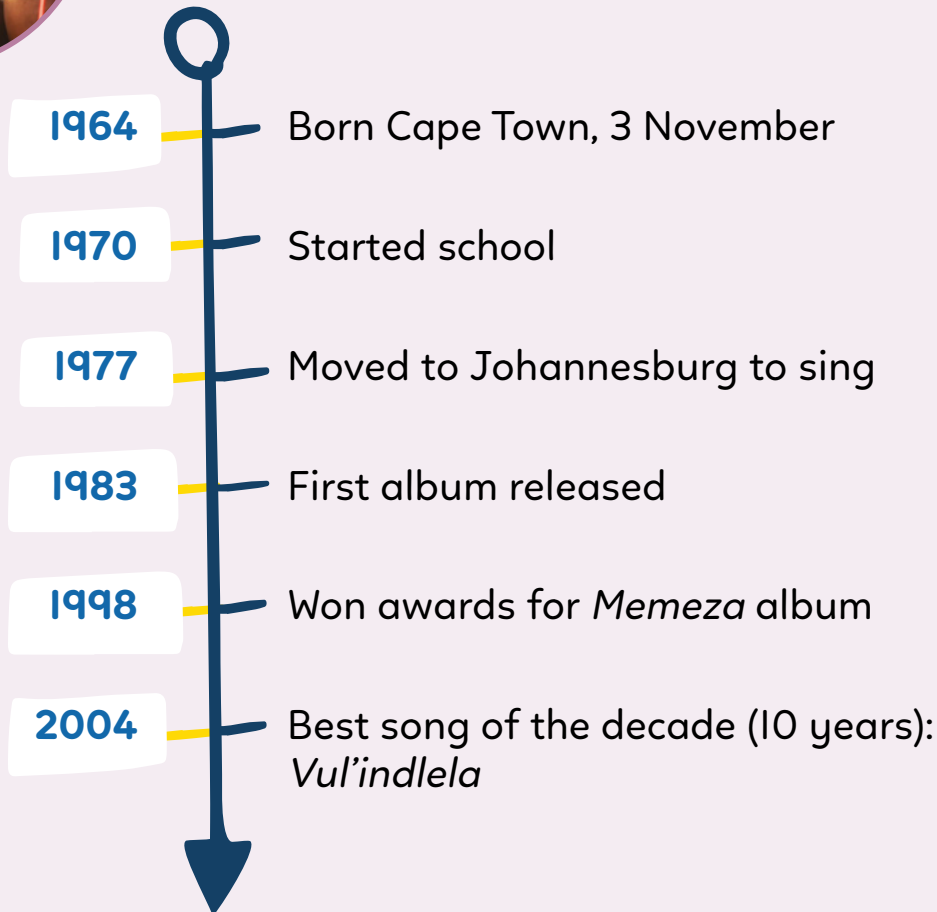
9
17
25
34
43
47
55
66
73
76

**Now read for one minute. How many words did you read?
Try to beat your score.**

	1	2
Number of words I read.		



Brenda Fassie - singer - songwriter



Read and think

How old was Brenda when she moved to Johannesburg?



On my own

Write the name of a song sung by Brenda Fassie.





5

DATE _____

Lira - singer



Search and find

In which province was Lira born?



On my own


Who is your favourite South African singer?



Feelings

Weeks 4 and 5






Sindi's granny comes to visit



Sindi's granny was coming to visit. She lived in another country, far away. She was coming to South Africa by aeroplane. Sindi told her two best friends, Nosipho and Alma, about the visit. She wondered if her granny would be like their grannies.




The big day came. A taxi stopped at their house. A lady stepped out. But she looked more like a film star than a granny! On her head, she wore a large, colourful head-tie. Her outfit was made from fabric with beautiful patterns. She also had the dangliest earrings and highest heels Sindi had ever seen.



The lady screamed when she saw Sindi. She said, “Dear little Sindi. I am MmaSparkles, your grandmother.” She rushed to hug Sindi. Sindi couldn’t breathe because of the perfume and all the fabric around her.




Sindi hoped the neighbours weren't watching.



MmaSparkles spoke in a strange accent Sindi had never heard before. The doorbell rang again. Sindi knew it was her two friends. What would they think? Would they laugh at her granny? Sindi felt very embarrassed and thought of not answering the door. But too late, MmaSparkles had opened the door. She invited them in. “Come in dears. You must be little Sindi’s friends!”



MmaSparkles loved children. She painted the girls' nails bright red. She let them try on her shoes. She made them beautiful head-ties just like hers. "This is what we wear to weddings in Nigeria. I wear one when I am on TV," she told them. She played them some music from Nigeria and showed them a Nigerian dance. The girls had never met a granny like this. They had such an exciting morning.



Soon it was time to go. “Oh Sindi, you have a wonderful granny,” said Nosipho. “She is so exciting,” said Alma. “You are lucky!” Sindi realised she wasn’t embarrassed about her granny anymore. She was proud of her glamorous granny who came from a faraway land.





DATE _____

Comprehension I



Read **Sindi's granny comes to visit.**



Search and find

1 Which two countries are in the story?

_____ and _____



Read and think Circle the correct answers.

2 When her grandmother arrived, Sindi felt
embarrassed / **frightened** / **proud** / **calm**.

3 After MmaSparkles was kind to her friends, Sindi felt
embarrassed / **frightened** / **proud** / **calm**.




On my own Complete the sentences.

4 I am proud of _____
because _____

5 I felt embarrassed when _____

DATE _____



Comprehension 2

Read **Sindi's granny comes to visit.**



Search and find

- 1 Find the page that has the words "You are so lucky."

Page _____



Read and think

- 2 Who said "You are so lucky"? _____

- 3 Do you think Sindi is lucky? Why/why not?

Because _____



On my own

- 4 Write a sentence about something you feel lucky about.

I am lucky _____



Handwriting

Practise these letters in your exercise book each day.



MONDAY

x u u u u u u u u u

x un un un un un un un un

TUESDAY

x v v v v v v v v v

x nv nv nv nv nv nv nv nv

WEDNESDAY

x w w w w w w w w w

x pw pw pw pw pw pw pw pw

THURSDAY

x y y y y y y y y

x yt yt yt yt yt yt yt yt

FRIDAY

x uw yw ui mw nw yw
x ni ti wy yi tu pu

Khangela la magama angezantsi.

ibhabhathane xhela xhentsa ingubo ixhalanga
inxeba ihlwili ixhwele intaka ixhwili

i	b	h	a	b	h	a	t	h	a	n	e
i	n	x	e	b	a	o	x	h	e	l	a
q	x	h	e	n	t	s	a	x	z	f	i
i	q	b	m	i	x	h	w	i	l	i	n
b	e	i	h	l	w	i	l	i	y	h	t
i	x	h	a	l	a	n	g	a	l	u	a
k	t	j	w	i	x	h	w	e	l	e	k
p	i	n	g	u	b	o	g	x	q	p	a



Khetha amagama amathathu uze ubhale isivakalisi esifutshane ngegama ngalinye.

1 _____

2 _____

3 _____



DATE _____

Funda izivakalisi

Utata usikwe yimela wanenxeba esandleni.



Ixhalanga yintaka etya inyama yezinye izilwanyana.




Usisi ebegula waze wanyangwa lixhwele.



Ihlwempu licela amalizo.




Ibhabhathane liyazithanda iintyatyambo.



Yintoni le ithanda iintyatyambo?

DATE _____



A portrait



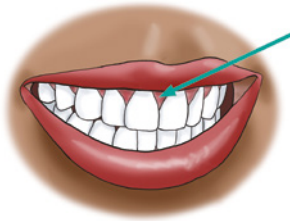
Leonardo da Vinci, 1503, *The Mona Lisa*

- 1 What do you see in this painting?
- 2 Is she happy or sad?

Fakela isandi esishiyiweyo.




1 xho ma



2 iintsi _____



3 izixho _____



4 ixhwi _____



5 _____ ela



6 i _____ ane




7 i _____ imbi



8 x _____ tha



Fabrics in Africa



There are many countries in Africa. In some of these countries beautiful fabric is made. The fabric is usually made into clothes. The fabric and patterns are different in different countries. In this map each country is shown by a different fabric pattern.




Search and find

Write the word that means the same as material:



On my own

Which pattern do you like best?
Copy it here:





DATE _____

Pitso's race



It is Sports Day. Pitso is in the relay race.




Pitso is worried he will drop the baton.



Pitso remembers his father's words.




Pitso calms down. He tells himself, "I can do this!"



Vocabulary and language

Complete each sentence using one of the words.



proud

head-tie

patterns

fabric

accent

1 On her head, MmaSparkles wore a beautiful

_____ .

2 Sindi's grandmother wore clothes made from colourful

_____ .

3 Sindi felt _____ of her grandmother from Nigeria.

4 MmaSparkles spoke with a different

_____ .

5 There are different _____ on fabric from different countries.



DATE _____

Clothes from Nigeria



In Nigeria, there is a style of clothes called Aso-Oke. Aso-Oke clothes are made for special occasions. For women, there is a blouse, called a *buba*, and a long skirt called an *iro*. There is also a beautiful head-tie called a *gele*. Men wear a loose shirt and trousers. Over the shoulder, men and women wear a sash. Aso-Oke clothes can be made of any fabric. They are often made in bright colours.



Search and find



Circle the correct answers.

Aso-Oke clothes come from **South Africa** / **Nigeria** / **Lesotho**.

Aso-Oke clothes can be **any colour** / **red and green only** / **white and gold only**.

The Nigerian word gele means **blouse** / **skirt** / **head-tie**.

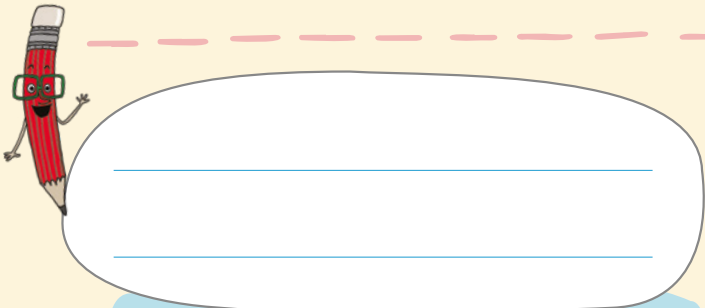

These clothes are worn **every day** / **sometimes** / **never**.



Ayanda gets angry



Ayanda's little brother knocks over her cooldrink.



Gqibezela izivakalisi ngamagama achanekileyo.



Ubuxhwangu



izixhobo



lixhwele



xhwitha


Ixhwili



uxhoma



lixhwele



- 1 Ebugula, waza wanikwa iyeza _____.
- 2 Umama _____ impahla emanzi.
- 3 _____ yinja yokuzingela.
- 4 Utata usegadini kodwa akaziphethanga _____.
- 5 Wabilise amanzi oku _____ inkukhu.
- 6 _____ ziimbovane eziluma kabuhlungu.



Cloth from Ghana




Long ago in Ghana, people began weaving striped fabric called Kente cloth. At first only kings were allowed to wear the cloth. The cloth was made in long, narrow strips with a pattern of stripes. These strips were joined together to form the cloth. Different patterns had different names.



On my own



Draw three of your own Kente cloth designs.





DATE _____



Ukufunda amagama ngexesha elibekiweyo.

Funda la magama neqabane lakho.
Phawulani amagama eningakwaziyo ukuwafunda.
Fundani amagama eningawazanga.

phakama	umva	phatha	igusha	ujingi
ifoto	nguye	amagama	ngoko	uyoyika
idolo	dlula	bhaka	imbewu	ipilisi
ibali	mhle	ingaba	jikeleza	yima
yakha	xuba	ingxolo	lumka	igolide
linda	umvundla	ifowuni	qhekeza	igogogo
luma	ubhuti	vula	qhuba	ayeke
xhuma	ngomso	vala	ufuna	azama

Ngoku funda ngomzuzu omnye. Mangaphi amagama owafundileyo?
Amagama owafunde ngokuchanekileyo: _____
Zama ukwenza ngaphezulu kwenzaku lakho lakuqala.



Cloth with two patterns



In East Africa, a *kanga* is a specially designed piece of fabric that is about one metre wide and one and a half metres long. It has a pattern around the edge, called a border pattern, and a different pattern in the centre. Often a message or saying is written on the cloth. People often buy two *kangas* together to make a set of clothes.



Search and find



- 1 Kanga cloth is **one and a half** / **one** / **two** metres long.
- 2 Kanga cloth always has a **central part** / **a border** / **a message**.
- 3 The cloth is common in **North** / **East** / **West** Africa.
- 4 You can make a set of clothes with **one** / **two** / **three** kangas.



Handwriting

Practise these letters in your exercise book each day.

cc

MONDAY

x **c** *c* *c c c c c c c c*

x **cy** *cy* *cy cy cy cy cy*

TUESDAY

x **a** *a* *a a a a a a*

x **ac** *ac* *ac ac ac ac*

WEDNESDAY

x **d** *d* *d d d d d d*

x **di** *di* *di di di di*

THURSDAY

x **g** *g* *g g g g g g g*

x **gu** *gu* *gu gu gu gu*

FRIDAY

x *ca ad cg da ii dv*

x *ma na ca du gi ap*

Tshatisa umfanekiso negama.

isandla

intlama

indlebe

indlu

intlanzi


indlovu

inkwenkwezi

indlulamthi

inkwenkwe

intloko





DATE _____

Funda izivakalisi

Zinkulu iindlebe
zendlovu.



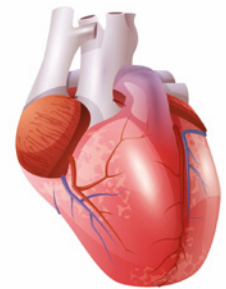
Indlulamthi sesona
silwanyana side.



Usisi uxova intlama
yokwenza amagwinya.



Intliziyo yakhe yabetha
kakhulu luvalo.



Kwakhiwa izindlu kwela
bala lingasekhaya.



Sesiphi esona silwanyana side?



How to say sorry

1

I'm sorry.



Tell the person what you feel.

2

I shouldn't have
shouted at you.



Say what you did wrong.

3

I didn't mean to
frighten you.



Show that you know how you
made them feel.

4



I won't do
it again.



Make things right.


Present and Past

Izenzi zichaza into eyenzekayo/isenzo. Ixesha lesenzi lisixelela ukuba isenzo senzeka nini. Ezinye izezo zenzeka ngoku, kwixesha langoku. Ezinye izezo zenzeka kwixesha eladlulayo. Izenzi zibanezimaphambili ezahlukeyo ukubonisa ixesha eladlulayo.

Ixesha langoku	Ixesha eladlulayo
Ndisoloko ndiphumelela. 	Ndaluphumelela ugqatso. 

A. Fakela izimaphambili zexesha langoku okanye zexesha eladlulayo.


waye wa la u li

Present tense prefix	Past tense prefix
1  <u>u</u> hlala	<u>waye</u> hlala
2 _____ bhopha	_____ bhopha
3 _____ thetha	_____ thetha
4 _____ tya	_____
5 _____ thwele	_____

Versioners note: this page to be replaced with Grammar. Language-specific

B. Bhala ezi zivakalisi kwixesha eladlulayo encwadini yakho.

- 1 Ubhala encwadini.
- 2 Batya iziqhamo.
- 3 Sikhwela iteksi.
- 4 Unxiba izihlangu.
- 5 Ndinukiselwa ziintyantyambo.



An African shirt

Dashiki is a kind of fabric with a pattern printed on it. The pattern is symmetrical. Sometimes the pattern is also embroidered. *Dashiki* is often made into shirts. You find these shirts all over Africa. They are worn by both men and women and are not tucked in.



Search and find

Write the word that means the same on both sides:



Read and think

Does a *dashiki* shirt hang loose over trousers?





DATE _____

Hurting someone's feelings

Talk about the picture



- What is happening in the picture?
- Why are the children being mean to the girl?
- What are they saying to her?
- How is the girl feeling?
- What would you do if you saw this happening?

Why is it important to respect other people's feelings?



Gqibezela izivakalisi ngamagama achanekileyo.



indlovu iintlanzi intlama sandla
indlulamthi yinkwenkwezi

- 1 ULoli ubhala nge _____ sasekhohlo.
- 2 Umama uxove _____ eninzi.
- 3 Ikhwezi _____ echaza ukuza kokusa.

- 4 Indlovu _____ ineendlebe ezinkulu.
- 5 _____ sesona silwanyana side.
- 6 Utata uyakuthanda ukuloba _____.



DATE _____

An African dress

A *kaftan* is a type of long dress or shirt worn by men and women. It is loose fitting and usually quite long. It is very good for hot climates because it keeps your body cool. *Kaftans* are common in North African countries, like Morocco. Nowadays people all over the world wear *kaftans*.



Read and think

Why do you think people all over the world wear *kaftans*?



On my own

Would you wear a *kaftan*? Why or why not?



Stop bullying!

STOP BULLYING!



It isn't big
To make other people
Feel small

Friends are kind!



Be a buddy not
a bully!




Plan a poster to stop bullying.

Who would it be aimed at? _____

What words would you write?

- Important words: _____
- Other words: _____

What picture would you like to draw on it?



DATE _____



Fluency practice

**Practise reading this text with a partner. Read smoothly.
Notice punctuation.**

A taxi stopped at Sindi's house. A lady stepped out. On her head, she wore a large, colourful head-tie. Her outfit was made from fabric with beautiful patterns.

The lady said, "Dear little Sindi. I am MmaSparkles, your grandmother." She rushed to hug Sindi. Sindi hoped the neighbours weren't watching. MmaSparkles spoke in a strange accent Sindi had never heard before.

Sindi and her friends had never met a granny like this.

9

19

28

29

37

43

50

57

62

71

73

**Now read for one minute. How many words did you read?
Try to beat your score.**


	1	2
Number of words I read.		




A traditional hat

Long ago isiZulu women wore a special hairstyle after they married. It showed that the wearer was no longer single. Nowadays they can wear a hat called a *isicholo*.

It is woven from reeds or grass into the shape of the traditional hairstyle. It is traditionally dyed red and decorated with beads. Today many woman wear *isicholo* hats for special occasions.



Draw any hat you would like to wear.






5

DATE _____

A traditional skirt

Xi-Tsonga people live in the northern part of South Africa. You will also find Xi-Tsonga people in other African countries. In the past, Xi-Tsonga women would wear special skirts for traditional dancing. The skirts were called *Xibelani*. Today, women still like to wear skirts like this for special occasions. The skirts are tightly pleated. You need more than 18 metres of fabric to make one skirt.



Search and find

Why do you need so much fabric to make *Xibelani*?

Circle the correct answer.

Xibeni were traditionally worn by **Xi-Tsonga** / **IsiZulu** / **Sepedi** women.

The skirts have many **buttons** / **pleats** / **zips**.


Xi-Tsonga speaking people live in **South Africa** / **South Africa and other African countries** / **Zimbabwe**.



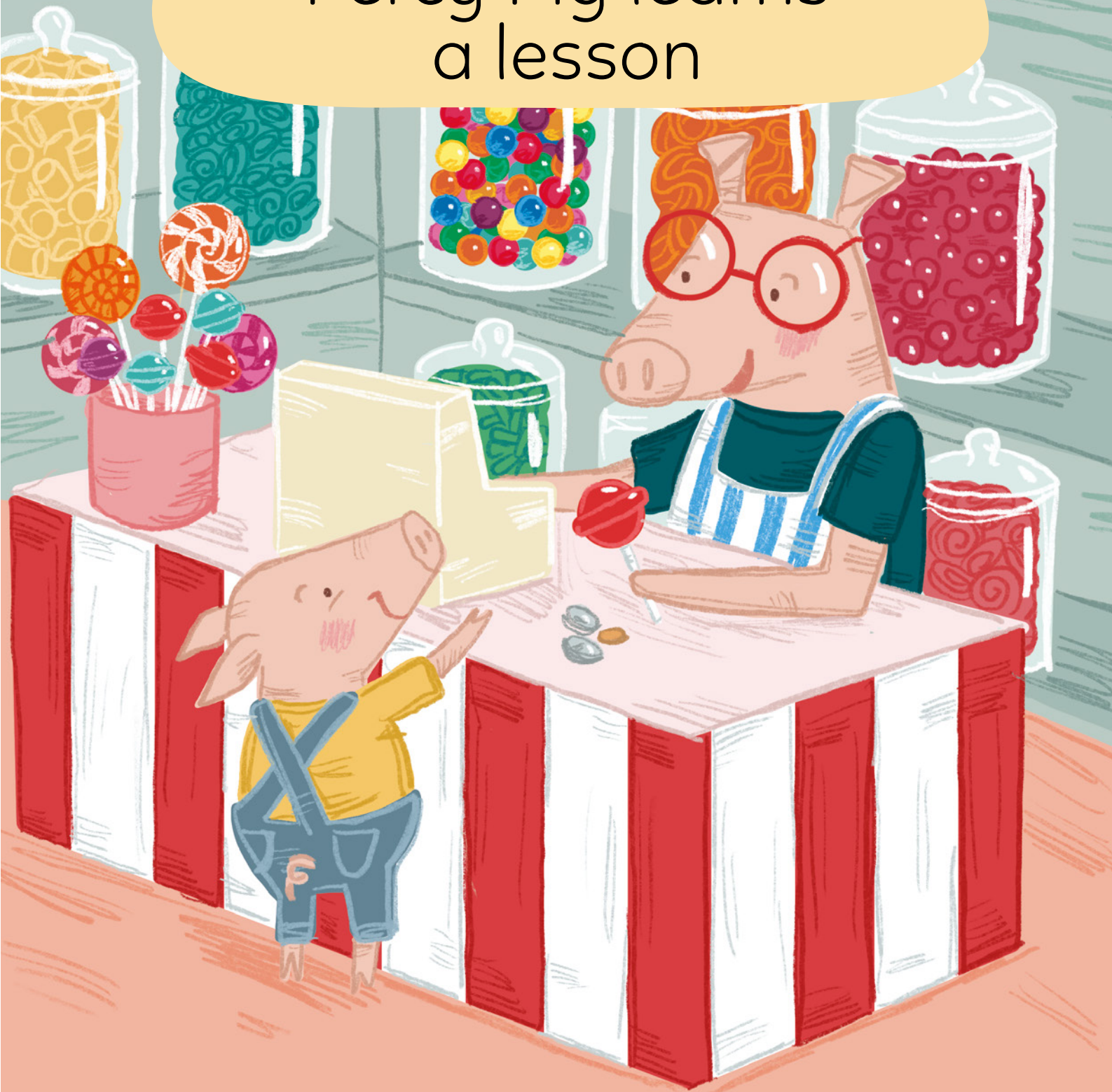
Keeping safe

Weeks 6 and 7






Percy Pig learns a lesson



M'aam Pig told the class, "There is a maths test tomorrow." Percy was scared he would fail the text. So he made a plan. After school, he bought a red lollipop.



The next day, Percy's mom called out. "Wake up Percy. Time for school. Get up quickly. I have to go to work." Mom Pig was a nurse.

"I am feeling sick, Mom. My throat is sore," said Percy.

"Let me see," said Mom Pig. She looked at his throat.

"Oh, I see your throat is very red!"


She didn't see the lollipop stick under the bed.

“Here, I will put this thermometer in your mouth for a few minutes,” said Mom Pig.

A little while later she came back and took it out. She looked at the numbers. “Oh dear. You have a high temperature. You had better stay at home. No school for you today. I will get Aunty-Pig-from-next-door to look after you.”

She didn't see the cup of hot water under his bed.





Aunty-Pig-from-next-door came. She had been a teacher and Percy Pig was quite scared of her. She walked into the bedroom. Her sharp eyes saw the cup and lollipop stick straight away.

“Mmm. I think you need some of my extra special herb tea,” she said.

“Oh no! I think I feel a little better already,” said Percy. He really didn’t want the bitter tea.

“Nonsense. You must have a big cup of herb tea. And then we will do some sums. I don’t want you to waste your day.”




At last it was midday. "Lunch time," said Aunty-Pig. "I have some delicious ox-tail stew left over from last night that I will heat up."

"Yum. I love ox-tail," said Percy.

"Oh no. You are too sick, Percy. With that sore throat you had better have more tea," she said.

"And after lunch we will do more sums."

"Oh no," thought Percy. "I would rather be at school."



At 6 pm Mom Pig came home. She thanked Aunty-Pig. “How is the patient?” she asked.


“I think he will be able to go to school tomorrow,” said Aunty with a smile on her face.

“Definitely,” said Percy.

At school the next day, Ma’am Pig said, “Percy, I am glad to see you. You are just in time for the maths test. Yesterday there was a Department visit. So we postponed the test.” Poor Percy! His plan had not worked.

But something good came out of it. Because he had practiced so hard, Percy got all his sums right in the maths test.





DATE _____

Comprehension



Read **Percy Pig learns a lesson.**



Read and think Circle the correct answers.

- 1 Percy Pig's throat was red because he was **sick / sucked a lollipop / had a sore throat.**
- 2 The thermometer showed Percy Pig had a high temperature because it was **broken / he was sick / he put the thermometer in hot water.**
- 3 Percy Pig pretended to be sick so that he could **eat ox-tail / sleep all day / miss his test.**
- 4 Percy Pig spent the day **sleeping / eating / practising maths.**
- 5 **Aunty-Pig / Mom Pig / Ma'am Pig** was not tricked by Percy Pig.
- 6 Did Percy Pig enjoy his day at home? Explain why/why not.



DATE _____

Khangela la magama angezantsi.


igwada ~~ingwamza~~ igwele ingwane
 igwinya ingwenya



a	o	s	i	n	g	w	a	m	z	a	i
i	q	j	p	y	w	i	i	b	n	p	g
g	i	f	f	i	g	w	a	d	a	g	h
w	e	m	r	j	b	c	g	r	k	c	f
e	c	y	i	n	g	w	e	n	y	a	o
l	o	x	m	q	w	c	u	s	a	a	s
e	a	c	i	g	w	i	n	y	a	h	k
y	j	i	n	g	w	a	n	e	c	s	v

Khetha amagama amathathu uze ubhale isivakalisi esifutshane ngegama ngalinye.

- 1 _____
- 2 _____
- 3 _____



Funda izivakalisi

Imuncu le ntlama, igwele lininzi.



Ingwenya sisilwanyana esihlala emanzini nasemhlabeni.



Ingwane ihlala emanzini kwaye inemilenze emininzi.



Musa ukugalela isepha eninzi, uza kuxakana nogwebu.



Abazingeli bavele phambi komgwebi.



Ngoobani abavele phambi komgwebi?



DATE _____

My body belongs to me



Good touch




Bad touch



My body belongs to me

DATE _____



Perspective

Use the words to label the picture.



Maggie Laubser, *Basutoland Hills*

foreground

background

midleground

overlap


Fakela isandi esishiyiweyo.



1 izi gwe qe




5 u _____ bu



2 in _____ mza



6 i _____ vu



3 i _____ osi




7 i _____ e



4 ingwa _____



8 u _____ awo



Stethoscope

A stethoscope is used to listen to people's heartbeat. The stethoscope has two earpieces and a round, silver chestpiece. The doctor puts the earpieces in her ears and the chestpiece where your heart is. Then she can hear your heart beating. The doctor can also put the chestpiece on your chest and back to hear your breathing.



On my own

Write about when you saw a stethoscope.



DATE _____

Trust

Tick the situations that are safe for Sophie.


Come and play, Sophie.



Have some cool drink with us little girl.



Granny is taking us shopping.



Time for school, Sophie.




I can take you to school faster.




Do you want to see my TV?





Vocabulary and language

Complete each sentence using one of the words.



patient

temperature

throat

thermometer

postponed

- 1 Your _____ goes from your mouth to your chest.
- 2 When you are feverish you have a high _____.
- 3 A sick person is called a _____.
- 4 He _____ the journey because he was sick.
- 5 A _____ measures temperature.

Language

Make a sentence with these words.



DATE _____

Thermometer



mercury thermometer



digital thermometer

Thermometers are instruments to measure your temperature. They measure how hot your body is. When you are sick your body may get hotter. There are different types of thermometers. Some **thermometers** are made of a glass tube with something called mercury inside. They are called **mercury thermometers**. **Digital thermometers** work differently. They show the temperature on a screen.



Search and find

Which kind of thermometer

- has a glass tube? _____
- has a screen? _____



On my own


What kind of thermometer have you seen?





Respect

Tick the pictures that show people who are respectful of others.



Gqibezela izivakalisi ngamagama achanekileyo.

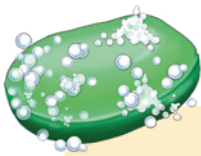


Ingwe

Ingwenya



Ingwamza



ugwebu

Igwele



ligwala



ligwala.

- 1 USipho akathandi ukulwa kuba _____
- 2 Xa ugalela isepha eninzi amanzi kubakho _____ oluninzi.
- 3 _____ yintaka ethandekayo.
- 4 _____ sisilwanyana esihlala emanzini.
- 5 _____ inesikhumba esimabalabala.
- 6 _____ yenye yezithako zokwenza intlama yokubhaka isonka.



Otoscope



There is a special instrument that is used to look into your ears called an otoscope. A doctor or nurse might use one if you have earache, or are feeling sick. It has a light so that doctors can see inside your ear and find out why your ear is sore. Only doctors and nurses should look into your ear.




Search and find




Who uses an otoscope? _____

When will a doctor use an otoscope?



DATE _____




Ukufunda amagama ngexesha elibekiweyo.

**Funda la magama neqabane lakho.
Phawulani amagama eningakwaziyo ukuwafunda.
Fundani amagama eningawazanga.**

phatha	umva	ujingi	igusha	phakama
amagama	nguye	uyoyika	ngoko	ifoto
bhaka	dlula	ipilisi	imbewu	idolo
ingaba	mhle	yima	jikeleza	ibali
ingxolo	xuba	igolide	lumka	yakha
ifowuni	umvundla	igogogo	qhekeza	linda
vula	ubhuti	ayeke	qhuba	luma
vala	ngomso	azama	ufuna	xhuma

Ngoku funda ngomzuzu omnye. Mangaphi amagama owafundileyo?
Amagama owafunde ngokuchanekileyo: _____
Zama ukwenza ngaphezulu kwenqaku lakho lakuqala.




Eye chart

One day you might need your eyes tested. The doctor will have a chart for you to read. It will have letters, numbers and shapes on it. The doctor needs to find out if you see things better when they are far away or close by. If you need glasses, the doctor will use an instrument to find out what lenses you need for your glasses.



On my own



Draw yourself wearing a special pair of glasses.

Tshatisa umfanekiso negama.

igxalaba





ingxangxasi



umgxobhozo



ingxangxosi



umntwana



intlama



inkwenkwezi



inxeba



indlovu



inkamela



DATE _____

Funda izivakalisi

Wophuke igxalaba kumdlalo wombhoxo.



Itsho kamnandi ingxolo yamanzi engxangxasi.




Iihagu ziyawuthanda umgxobhozo.



Sihle isibhakabhaka xa sineenkwenkwezi ebusuku.



Iinwele zexhego zimhlophe qhwa.



Iihagu zithanda indawo enjani?

Iimpawu zokubhala

Iimpawu zokubhala zisinceda ukuba sifunde kwaye sikuqonde esikufundayo kwisivakalisi. Isivakalisi siqala ngonobumba omkhulu, singaphela ngesingxi/ngesikhuzo okanye ngophawu lombuzo.



A. Fakela iimpawu zokubhala.

A

.

?

!

,

“a”

kwakungekho nto ingako yokwenza entabeni wabaleka
wehla entabeni waza wakhwaza esithi ncedani
ncedani nanku udyakalashi abahlali belali bamva
beza benyuka intaba bebaleka

B. Izalathandawo.

Izalathandawo zisixelela apho into ikh

Versioners note: this page to be replaced with Grammar. Language-specific

Fakela izalathandawo

1 Abantwana ba _____
ententeni.



2 Iincwadi zi _____
kwetafile.



3 Isikhephe sihamba

kwebhlorho.



4 Ungayifumana
indlela _____
kwiphazili yemeyzi?



5 Ihashe lixhumele

kocingo.



6 Imoto ihamba

ndleleni.





DATE _____

Cry Jackal Chapter 1



The villagers asked a herdboy to look after their young goats. The goats grazed in the mountains. The villagers told him to look out for the black-backed jackal.

“Jackals love to eat young goats,” they said. “Call us to help you if you see one. We will scare it off.”

So the herdboy went into the mountains with the goats.



Search and find

Why did the herdboy need to watch for jackals?



On my own

What do you think will happen next?



Gqibezela izivakalisi ngamagama achanekileyo.



engxangxasi igxalaba ngxobhozo
xhego Ixhwele nkwenkwezi

- 1 Itsho kamnandi ingxolo yamanzi

engxangxasi.

- 2 Wophuke _____ kumdlalo wombhozo.
- 3 _____ ngumntu onyanga ngamayeza esiNtu.
- 4 Sihle isibhakabhaka xa sinee _____ ebusuku.
- 5 Iinwele ze _____ zimhlophe qhwa.
- 6 Sibone iinyibiba ezininzi kufuphi no
_____.



DATE _____

Cry Jackal Chapter 2



There was nothing much to do on the mountain. The herdboy became bored. He decided to play a trick on the villagers. He ran down the mountainside and shouted, "Help, Help! Jackal!" The villagers heard him and came running up the mountain. They came with sticks to chase the jackal away. But all they found was the herdboy, laughing at the trick he had played.



Read and think

Why did the herdboy laugh?



On my own

What do you think will happen next?



DATE _____



Fluency practice

**Practise reading this text with a partner. Read smoothly.
Notice punctuation.**

Percy's mom called out. "Wake up Percy. Time for school. Get up quickly. I have to go to work."

"I am feeling sick, Mom. My throat is sore," said Percy. "Let me see," said Mom. "Oh, I see your throat is very red!"

She didn't see the lollipop stick under the bed.

She popped a thermometer into Percy's mouth and went to get dressed. She didn't see Percy go to the bathroom.

8

19

29

39

43

52

60

70

73


**Now read for one minute. How many words did you read?
Try to beat your score.**

	1	2
Number of words I read.		




DATE _____

Cry Jackal Chapter 3



A few days later, at sunset, the herdboys heard a noise in the grass. He saw a big jackal behind a rock watching the goats. Scared, he ran down the mountain shouting, "Help, help! Jackal!" The villagers heard the herdboys but they did not come running up the mountain as they had before. "That boy won't make a fool of us again," they said.



Read and think

Why didn't the villagers help the herdboys?



On my own

What do you think will happen next?



Cry Jackal Chapter 4



The jackal pounced on one of the young goats and carried it away. The herdboys couldn't stop it all by himself. He was sad and embarrassed when he came down the mountain with the other goats that evening.

He had learnt his lesson. Liars are not believed even when they speak the truth.



On your own

What would you say to the herdboys?



Rights and responsibilities

Weeks 8 and 9





Hansel and Gretel



Once upon a time there were a boy and a girl, called Hansel and Gretel. They lived in a house at the edge of a forest. They lived with their father.

Each day their father went to work and Hansel and Gretel stayed at home. Hansel and Gretel were very responsible children. After he left, they fed the chickens, did their schoolwork and then cooked supper. Their father was proud of them. He only had one rule. “Don’t go into the forest.”

One day there was no spinach to put in the stew. “I wish we could go into the forest and look for spinach,” said Gretel. “But I am afraid we may get lost.”

Hansel had an idea. “Let’s go into the forest and leave a trail of breadcrumbs so that we can find our way out again,” he said. They forgot about their father’s rule.






The children went into the forest. They carefully left a trail of breadcrumbs behind them.

Deep in the forest they saw a little cottage. As they got closer, they saw it was a very unusual cottage. It was made of sweet treats! Yes, all kinds of biscuits, sweets and chocolates had been used to make the walls, door and windows. Hansel and Gretel loved sweet treats.


Hansel began eating a biscuit roof tile and Gretel began eating a jelly sweet in the window. But as they were eating, something terrible happened. A bad ogre came out of the cottage and caught them by their arms. He laughed an evil laugh, “I knew a cottage made with sweets would help me catch some children. I like to eat children. I will lock you inside while I look for firewood.” He pulled them inside.






Hansel and Gretel were very scared inside the dark cottage. But they were problem-solvers and made a plan to escape. They saw a window made of chocolate. They ate some of the chocolate to make it bigger. Then they helped each other climb out through the window. They soon found their breadcrumb trail. They followed it back to their own house, running as fast as they could.


They got home just before their father arrived home from work. He was very glad they were safe. "I hope you understand my rule now," he said. And Hansel and Gretel followed that rule from then on.





Comprehension

Read **Hansel and Gretel**.



 On my own

1 What is the main idea in this story? (Write 1 to 3 sentences.)

This story is about _____

 Search and find

2 Find the page in the LAB that has this sentence:

- “I will lock you inside while I look for firewood.”

Page _____

- But they were problem-solvers and made a plan to escape.

Page _____

- Hansel and Gretel were very responsible children.

Page _____.



Handwriting

Practise these letters in your exercise book each day.

MONDAY

x n m p r i t nm it
x pn pr ir np ri tm

TUESDAY

x u v w y c a uv ca
x wy ew ya ac ve wa

WEDNESDAY

x d g l h b dg lh
x lg bd hu ld ag di

THURSDAY

x e f o s eo es no
x en fa si fo on de en

FRIDAY

x iu ad ne lm go cu
x a b f g i m p o a
x hd tv do fe un ae
x s k r w c h q j s k

Khangela la magama angezantsi.

ibhokhwe ingwe ~~unonkala~~ igwada
 intsimbi ihlathi undwendwe



u	n	o	n	k	a	l	a	u	i	w	s
i	h	l	a	t	h	i	e	f	g	b	z
n	d	u	n	d	w	e	n	d	w	e	u
d	j	d	c	u	z	w	w	m	a	r	k
i	b	h	o	k	h	w	e	e	d	b	o
i	n	g	w	e	r	g	s	l	a	h	k
y	n	n	i	n	t	s	i	m	b	i	t
p	f	a	i	k	l	a	t	h	i	c	p

Khetha amagama amathathu uze ubhale isivakalisi esifutshane ngegama ngalinye.

1 _____

2 _____

3 _____



DATE _____

Funda izivakalisi

Isikolo sethu singena ngentsimbi yesibhozo.



Ekhaya kufike undwendwe luphethe umphako.



Indwe ineentsiba ezinomtsalane.




Sibone unonkala ehamba ngecala.



Mna nabahlobo bam siyakuthanda ukuhleka intsini xa sidibene.



Yintoni le yenziwa ngesindwe?



Clay pots



Traditional clay pots

- 1 What **contrasts** can you see?
- 2 What **lines** and **patterns** can you see?
- 3 What **textures** can you see?



DATE _____

Chocolate



Chocolates are a treat. Chocolate is made from the seeds of a tree, called a **cacao** tree. The cacao seeds have a bitter taste if you eat them raw. To make the seeds into chocolate they are dried, ground, and then roasted. To make it nicer, sugar, oil or milk is added. Most cacao seeds are grown in West Africa.



Search and find

What seed does chocolate come from?




On my own

Which chocolate would you like to eat now?




Rights and responsibilities at home



**Colour the squares. Use one colour for rights
and another for responsibilities.**

To have a clean home	To take care of my environment	To respect my family members	To have enough food
To keep myself healthy by exercising	To have time to play	To be safe at home	To keep my belongings clean and tidy
To be treated with kindness	To be cared for when I am sick	Not to waste food	To obey safety rules

Write a sentence about how you help at home.




DATE _____

Vocabulary



Complete each sentence using one of the words.



forest

responsibility

rules

problem-solver

ogre

- 1 If you are a _____ you will find solutions to problems.
- 2 In a _____ there are many trees.
- 3 There is a reason for the _____ we have in the classroom.
- 4 In traditional stories there is often a bad _____ who eats children.
- 5 We all have a _____ to be kind to others.





Sweets

Sweets are a treat. They are made of sugar, which comes from a plant called sugar cane. You can see sugar cane farms in KwaZulu-Natal. The sugar cane stalks are crushed to squeeze out the sweet liquid. The liquid is boiled and then dried to make sugar. To make sweets, the sugar is melted and colour, flavour, or jelly is added. There are many different types of sweets, like lollipops, sucking sweets and jelly sweets.



Search and find

What plant does sugar come from?



On my own

Write your two favourite sweets.






DATE _____

Rights and responsibilities at school

Match the right with the responsibility.
Think of one more right and one more responsibility.
Write them in the table.



- To be respected
- To make mistakes
- To behave so others can learn
- To listen to other people's opinions
- To respect other people
- To learn from my mistakes
- To have my own opinions
- To learn



My rights	My responsibilities
1. To be respected	1. To respect other people
2.	2.
3.	3.
4.	4.
5.	5.

Gqibezela izivakalisi
ngamagama achanekileyo.



Ingwe

unonkala



ingxangxosi



undwendwe

ixhwane



iintsiba



undwendwe

- 1 Ekhaya kufike _____
luphethe umphako.
- 2 Ndibone _____ ngasemlanjeni ehamba ngecala.
- 3 _____ sisilwanyana sasehlathini.
- 4 Igusha incancisa _____ layo.
- 5 Zintle _____ zendwe.
- 6 _____ yintaka enemilenze emide.



DATE _____

Jam

Jam is a sweet treat. It is made from fruit and sugar. The fruit is cut into small pieces and boiled with water and sugar. Some jam is made in factories, but you can make jam at home. Only certain fruit can be made into jam. Oranges, peaches, apricots, and berries can be made into jam. Jam and peanut butter sandwiches make a good school lunch.



Search and find

What is jam made from?



On my own

What is your favourite kind of jam?





Ukufunda amagama ngexesha elibekiweyo.

**Funda la magama neqabane lakho.
Phawulani amagama eningakwaziyo ukuwafunda.
Fundani amagama eningawazanga.**

uhambile	watya	kwakhona	inqatha	linda
funisa	izilwanyana	utsotsi	elandelayo	ihobe
umsebenzi	inyanga	xhela	umakhulu	qhekeza
cotha	nyamezela	umphathiswa	ebaleni	uyoyika
umntwana	intloko	batsala	itshintshi	ipere
umntu	ikhwapha	bophelela	wacinga	isele
utata	ungaze	thuthuzela	unyawo	emva
ingqukuva	ingalo	thimla	nyathela	vuthela

Ngoku funda ngomzuzu omnye. Mangaphi amagama owafundileyo?
Amagama owafunde ngokuchanekileyo: _____
Zama ukwenza ngaphezulu kwenqaku lakho lakuqala.



DATE _____

Biscuits

Biscuits are a sweet treat. Most biscuits are made from flour, butter and sugar. The ingredients are mixed together, rolled flat, and then baked in an oven. Different things can be added to biscuits, like coconut, nuts or chocolate. Biscuits can be made in a factory or at home. Biscuits are usually sweet and crunchy.




Search and find

What are biscuits made from?



On my own

What is your favourite kind of biscuit?



Tshatisa umfanekiso negama.

ingca

isigcawu

izihlangu

iingcambu

ingcuka




ingcibi


imigca

inxeba

ingcongconi

igcisa





Funda izivakalisi

Ingca emanzi iba neengcongconi.



USindi ulunywe sisigcawu wadumba.



Iingcambu zomthi wasekhaya zidilize indlu.



Xa ugqibile ukubhala uze ukrwele umgca.



Ingcibi iyilungisile indlu yasekhaya ibidilikile.



Ingca emanzi iba nantoni?



DATE _____

Class Rules



Be kind

Work hard

Listen to others



Do not be late

Work together



Keep your school clean

Be safe

Learn from your mistakes

Look after school property



Write one rule next to each topic.

Respect yourself _____

Respect others _____

Respect your school _____

What would happen if we didn't have class rules?

Isivumelanisi sentloko

Isivumelanisi ligama/iceba elivumelana nentloko kwisivakalisi eso usakhayo.

Abantwana bangena ehlathini.



Igongqongqo labamba abantwana.



Fakela isivumelanisi.

lu si u zi ba i

Intloko

Isivumelanisi sentloko

- | | | | |
|---|-----------|-------|------------------|
| 1 | Umama | u | yatya. |
| 2 | Usana | _____ | lele. |
| 3 | Izinja | _____ | yakhonkotha. |
| 4 | Abantwana | _____ | [Writer provide] |
| 5 | Isitya | _____ | cityekelwe |
| 5 | Iwulu | _____ | wululekile |

Krwelela/Rhangqela izivumelanisi.

- 1 Utata uya edolophini.
- 2 Abakhwenyana bafikile.
- 3 Isikhafu sam sikrazukile.
- 4 Umntwana uyakhala ufuna ukulala.
- 5 Izikhonkwane ziyophuka kuba zithambile.

Versioners
note: this page
to be replaced
with Grammar.
Language-specific



DATE _____

Knysna Forest



Forests are places with lots of plants and trees. The largest forest in South Africa is called the Knysna Forest. It has many tall trees, plants, rivers and birds. It is a home for different animals like leopards, baboons, tortoises and elephants. There is only one elephant left in the Knysna Forest!



On my own



Why do you think there is only one elephant? What will happen when the elephant dies?



The Constitution

Read about the Constitution and fill in the missing words.

respect free rights law govern children

The Constitution of South Africa

The Constitution is a very important document.

It was written in 1996 when South Africa became a

_____ country. It is the plan for how the

government must _____ South Africa. The

Constitution is the highest _____ of the


land. Every other law must follow and _____

the Constitution. The Constitution protects our

_____ as citizens. It includes the rights of

_____.


- 1 What would happen if a country didn't have laws?
- 2 Who makes the laws?
- 3 Who makes sure that we follow the laws of the land?



DATE _____

Gqibezela izivakalisi ngamagama achanekileyo.

ugcado ukugcakamela ~~ingca~~
gcina neengcambu yingcibi



- 1 Iqokelelwe ndawoninye ingca
eza kutshiswa.
- 2 Ndiyaluthanda _____ lombona.
- 3 USipho uyonqena, uyathanda _____
ilanga.
- 4 UNomsa akathengi ngemali yakhe uyayi
_____.
- 5 Utata _____, nguyeyi owakha izindlu
zale lali.
- 6 Ukhula luncothule _____ ukuze
lungakhuli.



The Kalahari Desert

Deserts are places that have very little water and a lot of sand. The largest desert in South Africa is the Kalahari desert, which is in the Northern Cape. There are some animals that can live in a desert, like the oryx buck, mountain zebra and mongooses. There are also grasses, bushes and thorn trees that can grow in the desert.



Search and find

Where is the Kalahari Desert (country and province)?



On my own

How is a desert different from a forest?






DATE _____



Children's rights

Write the right word under each picture.

Time to play Food House Family Health care
Safety Citizenship Education



Education





Fluency practice

**Practise reading this text with a partner. Read smoothly.
Notice punctuation.**

Once upon a time there were a boy and girl, called Hansel and Gretel.

They lived with their father in a house at the edge of a forest. Hansel and Gretel were very responsible. After their father left for work, they fed the chickens, did their schoolwork and then cooked a vegetable stew for supper. Their father was proud of them. He only had one rule. 'Don't go into the forest.'

10

14

24

33

41

49

57

68

71

**Now read for one minute. How many words did you read?
Try to beat your score.**

	1	2
Number of words I read.		



DATE _____

Kruger National Park



Game reserves are places where wild animals are safe. The Kruger National Park is one of the biggest game reserves in Africa. The Kruger National Park has many wild animals including the Big Five: lions, leopards, rhinos, elephants and buffalos. You can visit the park to see all the animals there.



On my own

How do you think animals are kept safe in game reserves?





The South African coast

A coast is where the sea meets the land. South Africa has a very long coast. The cold Atlantic Ocean is on the West coast. The warmer Indian Ocean is on the East coast. There are two big cities on the South African coast. They are Cape Town and Durban. They have places where ships dock. All along South Africa's coast you will find beautiful beaches with soft sand, some rocks and waves.



Read and think

What do Cape Town and Durban have in common?



On my own

If you went to a beach what would you like to do?



I can write these letters

a

--

b

--

c

--

d

--

e

--

f

--

g

--

h

--

i

--

j

--

k

--

l

--

m

--

n

--

o

--

p

--

q

--

r

--

s

--

t

--

u

--

v

--

w

--

x

--

y

--

z

--



I can write these letters

a

--

B

--

b

--

D

--

E

--

F

--

G

--

H

--

I

--

J

--

K

--

L

--

M

--

N

--

O

--

P

--

Q

--

R

--

S

--

T

--

U

--

V

--

W

--

X

--

Y

--

Z

--

Upelo



Iveki yesi-2

1. inxeba
2. inxiwa
3. nxwala
4. unxweme
5. ihlamvu
6. ihlungu
7. umhloli
8. ihlwempu
9. izihlwele
10. ihlwili

Iveki yesi-3

1. ibhola
2. ibhaso
3. ingalo
4. ingulo
5. ithafa
6. ithemba
7. ithumba
8. intando
9. intente
10. intaka

Iveki yesi-4

1. isihlwahlwazi
2. isihlwith
3. hlwayela
4. xhoma
5. xhela
6. xhentsa
7. intsika
8. intsumpa
9. intsunguzi
10. intsente

Iveki yesi-5

1. intlonti
2. intloko
3. intlekele
4. indlwane
5. indlovu
6. indlulamthi
7. indlamanzi
8. inkweli
9. inkwenkwe
10. inkwali

LANGUAGE SPECIFIC CONTENT



Iveki yesi-6

1. igwiba
2. igwada
3. isagweba
4. usomagwaza
5. ingwamza
6. ingwenya
7. ingwe
8. inyathi
9. unyana
10. inyoba

Iveki yesi-7

1. ulugxa
2. igxamesi
3. igxokogxoko
4. ingxolo
5. ingxilimbela
6. isingxungxo
7. inxili
8. izinxonxo
9. unxano
10. inxeba

Iveki yesi-8

1. indlela
2. iindlath
3. igwele
4. isigwinta
5. ingweletshetshe
6. ingwane
7. ixhwele
8. ixhwili
9. intsasa
10. intsomi

Iveki ye-9

1. ingubo
2. angaba
3. ingomso
4. ugcado
5. igcedevu
6. egcibhala
7. iingcondo
8. ingcibi
9. iingceba
10. ingcawa

LANGUAGE SPECIFIC CONTENT



Funda Wande

Reading for Meaning

My news

Today I would like to tell you about ...



When?




Who?



Where?



What happened?



I felt ... Because ...