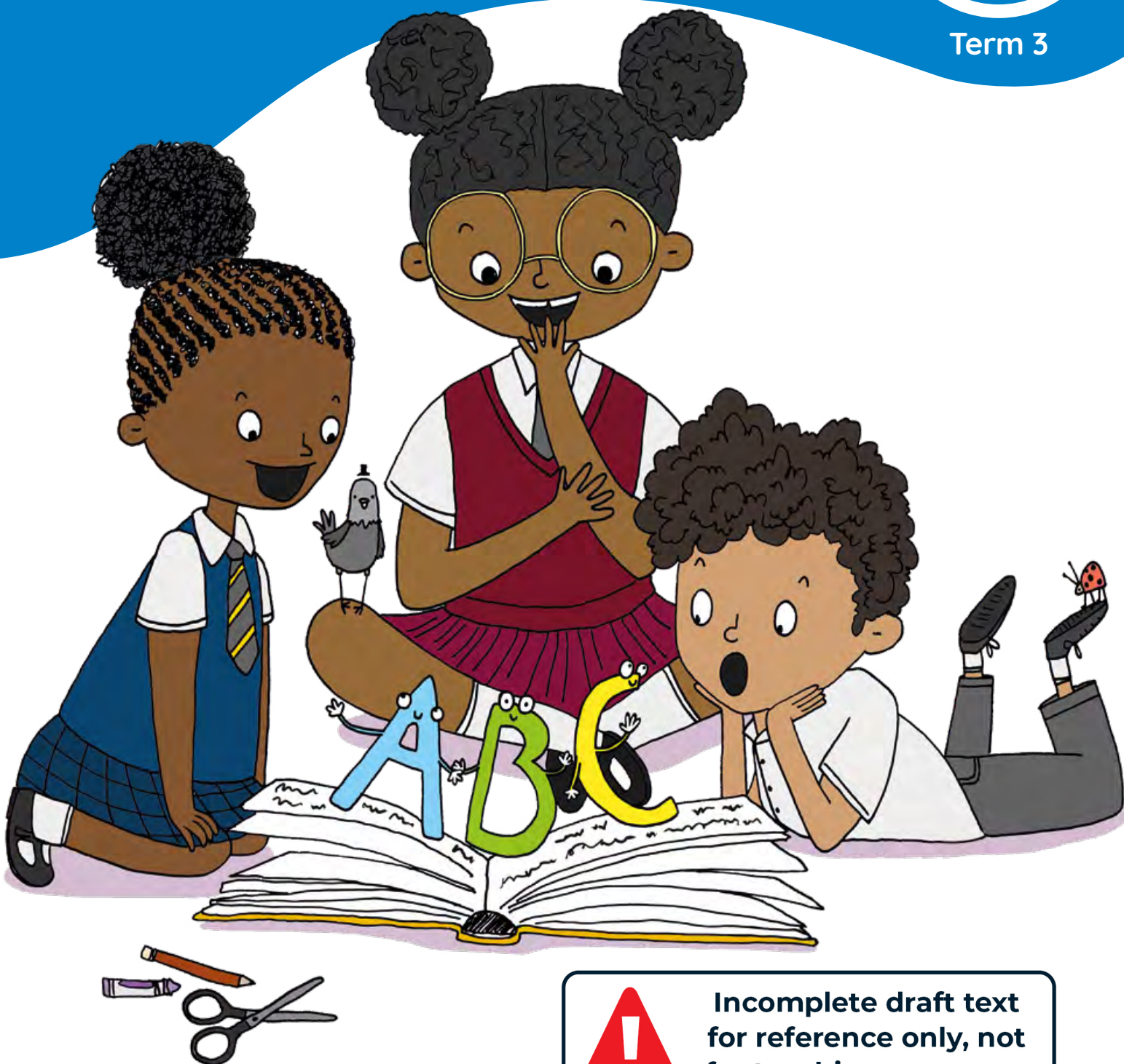


# English

Home Language and Life Skills

1

Term 3



Incomplete draft text  
for reference only, not  
for teaching purposes.

Learner: .....

1

Term 3

# English

Home Language and Life Skills

Learner's Activity Book



## Acknowledgements

This integrated programme for Home Language and Life Skills was developed by a Funda Wandé team, in collaboration with individuals from the curriculum directorates of the Department of Education in the Western Cape, Eastern Cape and Limpopo, academics and teachers.

The development of these books was made possible through the financial support of the Allan Gray Orbis Foundation Endowment, the FEM Education Foundation, the Michael & Susan Dell Foundation and the Zenex Foundation.

## Illustrations

Many thanks to Anja Stoeckigt for her contribution to the primary illustrations found in this book.

## Cover

Anja Stoeckigt


## Photo credits

**FREEPIK:** Page 20: @prostooleh (doctor and nurse) (also page 35); Page 23: @vichle81 (fireman); Page 81: @dashu83 (carrot), @atlascompany (spinach), @mrsiraphol (cauliflower), @dashu83 (tomato), @user35194502 (celery), @dashu83 (beans); Page 97: @davidegu (tree), @WDnet Studio (herb), @tj\_studio (watermelon), @vad\_ & (shrub) @malshakov (grass); Page 100: @vad\_7 (fruit tree) (shrub), @heliosphile (wheat), @cynoclub (parsely); Page 118: @mrsiraphol (banana), @pch.vector (oranges), @spayder\_1979 (grapes), @prasannaplx (banana tree), @freepik (orange tree), @bilanol (vine), @atlascompany (spinach), @pixel-shot.com (peas), @spams (butternut), @kukuruzaphoto (pea plant), @taroshenko (spinach plants), @sanpom (butternut plant), @topntp26 (bread), @lovelyday12 (mielie plant), @wirestock (wheat), @neilurs (beef stew), @user7552762 (chicken), @tawatchal07 (cows grazing), @wirestock (chickens) @xamtiw (honey), @sangsiripech (eggs), @fabrikasimf (cheese), @nipapornnan (milk), @dashu83 (milking cow), @wirestock (bee), @fabrikasimf (tinned fish), @LuqueStock (ocean); **FUNDA WANDE:** Page 21: (teacher) (also page 35); Page 143–146: (how to make a fruit salad) (also page 159); **iSTOCK:** Page 22: kali9 (police woman); Page 100: dimdimich (creeper); **SHUTTERSTOCK:** Page 81: M. Unal Ozmen (tomato plant); Page 118: ivanfolio (pap).

[www.fundawande.org](http://www.fundawande.org)

ISBN: 978-1-77630-612-1

Version 4: 2024



Anyone is free to **share** (copy and redistribute the material in any medium or format) or **adapt** (remix, transform and build on the material for any purpose), provided that you credit the work as follows:  
*Funda Wandé, English Home Language and Life Skills, Learner's Activity Book, Grade 1, Term 3, CC BY 4.0.*

You may not add terms or measures that legally restrict others from doing anything the licence permits.

For more information: <https://creativecommons.org/licenses/by/4.0/>



# Contents



## My community

<b>Week 1</b>	Places in my community.....	2
<b>Week 2</b>	People in my community.....	20

## Pets

<b>Week 3</b>	Pets.....	38
---------------	-----------	----

## Manners and responsibilities

<b>Week 4</b>	Good manners.....	57
---------------	-------------------	----

## Plants and seeds

<b>Week 5</b>	Parts of a plant .....	75
<b>Week 6</b>	Why we need plants .....	93

## Food


<b>Week 7</b>	Food facts.....	110
<b>Week 8</b>	Healthy food.....	132
<b>Week 9</b>	Storing food.....	143

<b>Cut-out pages</b> .....	161
----------------------------	-----

# Icons



Reading



Writing



Phonics



Listening  
and Speaking



Beginning Knowledge  
and PSWB




Creative  
Arts



Independent Work



Write



Colour



Cut

# My community

Weeks 1 and 2






## Thabo joins the library




Thabo's uncle gave him a new book.



Later, Thabo read the book again.



Thabo left the book outside.  
It got wet.



Vera showed her library book to the class.















Thabo joined the library. He promised to care for his book.



Date \_\_\_\_\_

## Book care rules

Don't do this 	Do this 	Rule
		Read with clean hands.
		Open your book with care.
		Turn the pages carefully.
		Keep your book safe.
		Use a bookmark.
		Don't write in books.

Date \_\_\_\_\_



T t



itoti



itepu



iti



itapile

to

te

tu

ta

ti



u-ta-ta



i-tu-ma-to



i-si-tu-lo

utata

itumato

isitulo

Utata ulayita isitovu.



Date \_\_\_\_\_

# Community helpers

What do these community helpers do?

1



soldier

2



firefighter

3



paramedic

4



food seller/vendor

5



taxi driver

6



hairdresser

7



refuse collector

8



dressmaker/tailor

9




farmer

Date \_\_\_\_\_



Build the words.



i t a p i l e      i t i

i t e p u      i r u l a

u r o n t a      i n t a m o



Date \_\_\_\_\_

## Keep the playground clean

- Circle all the litter.
- Draw a line from the litter to the bin (rubbish) or bag (recycling).



Date \_\_\_\_\_



# Rr



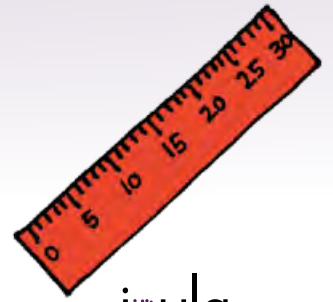
irayisi



irama



ipere



irula

ro	re	ru	ra	ri
----	----	----	----	----



i-si-ke-re



i-ra-yi-si




i-ha-ri-ka

isikere	irayisi	iharika
---------	---------	---------

Isikere sikaMariya sidukile.

# The pirate game


- Say the sound of the letter you land on.
- Say a word starting with that sound.



Date \_\_\_\_\_



Fill in the missing sounds.



iru\_a



unopo\_i



i\_ele



ifo\_o



sik\_



iye\_a



u\_isi



ule\_e



Date \_\_\_\_\_

Complete the sentence.



Le yi tomato.



Esi si \_\_\_\_\_.



Esi si \_\_\_\_\_.



Le yi \_\_\_\_\_.



Esi si \_\_\_\_\_.



Le yi \_\_\_\_\_.



Eli li \_\_\_\_\_.



Le yi \_\_\_\_\_.



Date \_\_\_\_\_

Choose the right word to finish the sentence.

Umama uphunga \_\_\_\_\_.

itumato

iti



Umalume usebenzisa \_\_\_\_\_.

iharika

irula



Ndiyayithanda \_\_\_\_\_.

irayisi

ubusi



Usisi uqaba isonka \_\_\_\_\_.

ijem

irama



Inkwenkwe ivula \_\_\_\_\_.

itepu

ucango



UMariya uchuba \_\_\_\_\_.

itumato

iitapile



Utata uthenge \_\_\_\_\_.

itafile

isitulo



UToto ubona \_\_\_\_\_.

ihagu

ikati






Date \_\_\_\_\_


Choose the right word to finish the sentence.

ULiyema udlala	ijezi.	ngonopopi.	ilekese.	
----------------	--------	------------	----------	---

ULiyema udlala ngonopopi.

Umama uyaloyika	ihagu.	iyeza.	isele.	
-----------------	--------	--------	--------	--

Ubona imithi yama	yeebhanana.	pere.	apile.	
-------------------	-------------	-------	--------	---

Umalume ulungisa	isitovu.	isitulo.	itafile.	
------------------	----------	----------	----------	---



Date \_\_\_\_\_

Find and complete this DBE page.


68 Elangeni

Phindisa: Cqibessela la magama ulwazi angqwalane nonfanekiso. Sebenzisa izibhantso abe sinye ngqesha.

a e i o u

ik ti	is li	is le	it phu
ibh la	im to	in thi	it ti
ibh di	uml lo	ip ni	ij gi
il li	is ti	is tya	ibh si
uz phu	isit lo	il ri	ing bo

Find and complete this DBE page.



Ungqaliso: Kxwela umgca utshatshane unobumba amkhulu nonominci.

a e i o u

U O E I A

Phindisa: Bhala u-X kumfanekiso angqambelani nelo qela. Wakugqibela ebhala igama leqela ngalinye. Sebenzisa la magama akuncwadi.

isiphano isinja isityalo isiphalo imoto

	isinja



Date \_\_\_\_\_

Read and write the words.



phandle: \_\_\_\_\_ incwadi: \_\_\_\_\_

ubhalise: \_\_\_\_\_ uthembise: \_\_\_\_\_

ithala leencwadi: \_\_\_\_\_

**Tt**

**Rr**

itapile: \_\_\_\_\_ iharika: \_\_\_\_\_

itepu: \_\_\_\_\_ irama: \_\_\_\_\_

itafile: \_\_\_\_\_ isikere: \_\_\_\_\_



1



Thabo's uncle gave him a new book.  
Later, Thabo read it again.  
Thabo left the book outside.  
It got wet.

?

Where did Thabo leave his book?

2



Vera showed her library book to the class.  
Thabo joined the library.  
He promised to care for his book.

?

Who helped Thabo join the library?



## People who help everyone

If you break a bone, who can help you?



The doctor and nurse can help you.



If you want to learn to read and write, who can help you?



A teacher can help you.



If you get lost, who can help you?



A policewoman can help you get home.



If there is a fire, who can help you?



A firefighter can help you.



Date \_\_\_\_\_

# Places in our village



# ph



iphela



pheka



iphepha



phupha

pho	phe	phu	pha	phi
-----	-----	-----	-----	-----



phu-ma



i-phu-phu



phu-za

phuma	iphuphu	phuza
-------	---------	-------

UPhumi uphuza uPhaphama.



Date \_\_\_\_\_

# Places and helpers

Match the helpers to the places they work.

1



2



3



4



5




6



Date \_\_\_\_\_



Build the words.



i ph e l a

th u l a

i ph u ph u

u m th i

i ph e ph a

th a th a



Date \_\_\_\_\_

# Getting help

Say who will help.



I am lost.  
Who will help me?



I feel sick.  
Who will help me?



There is a fire.  
Who will put it out?



We need to buy a stamp.  
Where shall we go?

Date \_\_\_\_\_



th



ithole



umthi



thatha



thula

tha	thi	thu	tho	the
-----	-----	-----	-----	-----



the-tha



u-thu-thu



i-qa-tha

thetha	uthuthu	iqatha
--------	---------	--------

UThulani uthetha noThumeka.



Date \_\_\_\_\_

Fill in the missing sounds.



ihole



\_\_\_\_\_eka



phu\_\_\_\_\_a



iphe\_\_\_\_\_a



phu\_\_\_\_\_a



\_\_\_\_\_atha




th\_\_\_\_\_la



uth\_\_\_\_\_thu



Complete the sentence.



Eli li phela.



Lo ngu\_\_\_\_\_.



Lo uya\_\_\_\_\_.



Lo uya\_\_\_\_\_.



Eli li\_\_\_\_\_.



Eli li\_\_\_\_\_.



Lo uya\_\_\_\_\_.



Eli li\_\_\_\_\_.



Date \_\_\_\_\_

Choose the right word to finish the sentence.

USipho uyathimla

vula \_\_\_\_\_.

athume

aphume



UThuli uthuma

umama \_\_\_\_\_.

iphepha

iphela



Ikati ilele \_\_\_\_\_.

umzi

emthini



UPhila wophuke \_\_\_\_\_.

iqatha

iphupha



Umama ufike

efama \_\_\_\_\_.

wathimla

wapheka



USipho ubona \_\_\_\_\_.

iphuphu

yawa



UThami ufuna

ukubulala \_\_\_\_\_.

iphepha

iphela



Utata ufuna

ukuthetha \_\_\_\_\_.

sula

thula



Date \_\_\_\_\_



Choose the right word to finish the sentence.

Umama ufuna \_\_\_\_\_ ukulala. ukupheka. ukubetha.



Umama ufuna ukupheka.

Usisi ubopha iqatha. idolo. ithole.



Usisi uphethe apheke. uthuthu. aphumle.



USipho uwa esofeni kanti

uyathatha.

uyophula.

uyaphupha.





Date \_\_\_\_\_

Find and complete this DBE page.

70 Ndiyakuthanda ukudlala

53 Iqiniso & Iqiniso


**Misela** Tshatsha la magama nemfanekiso echanekileyo.

ujingi      baleka  
 xhuma      khaba  
 hlala      qubha  
 uyima      ngqileza

**Yenza** Funda esi zikalisi. Khangela izandi uze wenze isangqa njengoko ubonisa kuzikalisi.

ch	UNomsa uyakuthanda ukuchaza iinwele.
ch	Inkwenkwe icheba iinwele.
ch	Kuyachaphaza namhlanje.
ch	Ichibi lamanzi litshile.
ch	UChuma waseBhayi ufikile.
ch	UZuko uthe chu ukuya endlwini.

Find and complete this DBE page.



Umqolo

**Misela** Tshatsha la magama nemfanekiso echanekileyo. Wakugqiba yenza isangqa ku-ch kwigama ngalinye.

bachulile      uyichole      zichithekile      uChuma

**Yenza**

TTSHALA 3/2016 Umqolo



Date \_\_\_\_\_

Read and write the words.



ugqirha: \_\_\_\_\_ utitshala: \_\_\_\_\_

unesi: \_\_\_\_\_ ipolisa: \_\_\_\_\_

wonke umntu: \_\_\_\_\_

ph

th

iphuphu: \_\_\_\_\_ ithole: \_\_\_\_\_

iphepha: \_\_\_\_\_ thula: \_\_\_\_\_

phuma: \_\_\_\_\_ thetha: \_\_\_\_\_



Date \_\_\_\_\_

1



If you break a bone, who can help you?

A doctor can help you.

If you want to learn to read and write, who can help you?

?

How does a teacher help you?

2



If you get lost, who can help you?

A policeman can help you to get home.

If you are feeling sick, who can help you?

A nurse can help you.

?

Who can help you when you are lost?

# Pets

Week 3





## A hungry cat

One day I saw a cat in our yard.  
She looked hungry/thin and tired.



My brother said, "Let's call Mom."



“Please can we keep this cat, Mom?”  
I asked.



Mom said, “You can keep the cat if  
you look after it.”



I called the cat Princess. We made it a place to sleep. We gave it food and water every day.



One morning I got a surprise!



Mom said, “We will find them good homes when they are bigger.”



Date \_\_\_\_\_

# What pets need

## Exercise:

Pets need to play and run around. They shouldn't be tied up or left in the sun.



## Shelter:

Pets need a safe, warm, dry place to sleep.



## Kindness:

Pets can't talk but they feel pain and loneliness. We need to be kind to our pets.



## Food:

Pets need to be fed every day.



## Water:

Pets need fresh water to drink every day.



Date \_\_\_\_\_




sh



isheti



io



ishumi

igusha



ishiya

shu	she	sha	sho	shi
-----	-----	-----	-----	-----



i-ci-ki-li-she



i-shu-shu



i-ha-she

icikilishe	ishushu	ihashe
------------	---------	--------

UShumikazi ushiye isheleni.




Date \_\_\_\_\_

# Pets need shelter/homes

Match the pet with its shelter/home.

1



2



3



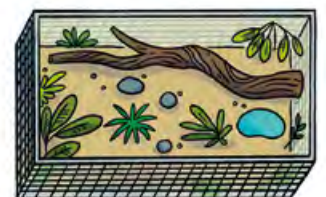

4




5



6



Build the words.



i sh e t i

u sh o t i

i sh i y a

u bh u t i

i bh o l a

i bh o t i l e



Date \_\_\_\_\_

# Why we have pets

How are these pets helping people?



Date \_\_\_\_\_



bh



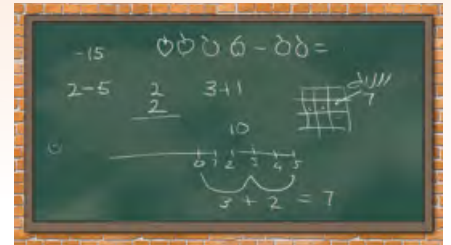
ibhola



ibhaluni



ubhaka



ibhodi

bhe

bhu

bha

bhi

bho



i-bha-fu



i-bha-si



bha-la

ibhafu

ibhasi

bhala

UBhongo ubhala ebhodini.



Date \_\_\_\_\_

Find 10 words in the grid.

ibhasi ✓

ishiya

igusha

ibhola

ibhodi


ishumi

ushoti

ubhaka

i	b	h	a	s	i	u	y	f
m	n	c	i	s	h	i	y	a
n	g	i	g	u	s	h	a	a
i	b	h	o	l	a	s	a	w
m	x	i	b	h	o	d	i	f
s	i	s	h	u	m	i	d	d
h	u	k	u	s	h	o	t	i
z	u	b	h	a	k	a	h	t

Date \_\_\_\_\_



Fill in the missing sounds.



iha  sh e




i \_\_\_\_\_ ola



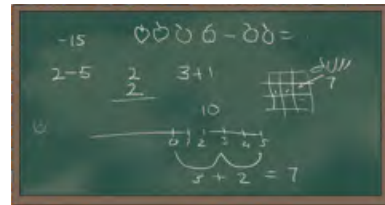
ishe \_\_\_\_\_ i



ici \_\_\_\_\_ ilishe



igu \_\_\_\_\_ a



ibho \_\_\_\_\_ i



u \_\_\_\_\_ aka



ibhas \_\_\_\_\_



Date \_\_\_\_\_

Complete the sentence.



Le yi  sheti \_\_\_\_\_.

.....



Eli li \_\_\_\_\_.

.....



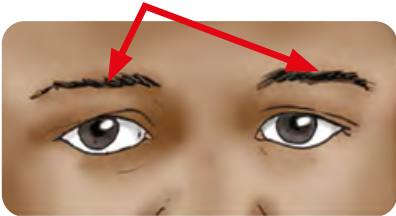
Le yi \_\_\_\_\_.

.....



Lo ngu \_\_\_\_\_.

.....



La ngama \_\_\_\_\_.

.....



Le yi \_\_\_\_\_.

.....



Le yi \_\_\_\_\_.

.....



Eli yi \_\_\_\_\_.

.....



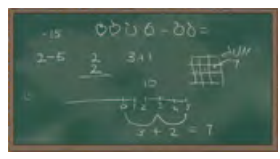
Date \_\_\_\_\_

Choose the right word to finish the sentence.

Utitshala ubhala \_\_\_\_\_.

ephepheni

ebhodini



USazi uthenge \_\_\_\_\_.

ushoti

isheti



Umfama ukhwele \_\_\_\_\_.

ihashe

igusha



UNqaba ufumene \_\_\_\_\_.

ibhola

ibhaluni



Usisi usula \_\_\_\_\_.

ibhasi

ibhafu



Yena ugalela amafutha \_\_\_\_\_.

eshitini

ebhotileni



USizwe uvala \_\_\_\_\_.

ubhaka

ibhasi



UMariya uchole \_\_\_\_\_.

ibhaluni

isheleni





Date \_\_\_\_\_

Choose the right word to finish the sentence.

UChuma uyayithanda ibhanana. ipopo. ipesika.



UChuma uyayithanda ibhanana.

Utata uthenga ijezi. izihlangu. ibhanti.



UZizopho woneka ushoti. ishiti. isheti.



Umama ulinde ibhasi. ihashe. imoto.





Date \_\_\_\_\_


Find and complete this DBE page.

73 Evenkileni

**Mandla** Jongo umfanekiso uze uhetha ngakubonayo.

**Mandla** Usevenkileni.  
 Uza kufumana ntoni?  
 Uza kufumana itshiphusi, inyama, itshizi kunye nobisi.

Find and complete this DBE page.



**Umlilo**

**Mandla** Funda amagama uze umamele isandi. Bhala ke ngoku izivakali ezibini enovadini yakho usebenzisa amagama akubhokali yamagama.

shukuma	ishiti	shumayela
shenxa	igusha	ishushu
sheshegu	isishunqu	ixesha

**Mandla** Tshatsha amakhadi amagama kunye namagama akwesi sivakali.

Yena usevenkileni.

**Mandla** Khuphela oonbumba.

e e \_\_\_\_\_ E E \_\_\_\_\_

**Mandla** Khuphela esivakali.

Yena usevenkileni.

\_\_\_\_\_

\_\_\_\_\_



Date \_\_\_\_\_

Read and write the words.



ikati: \_\_\_\_\_ ilambile: \_\_\_\_\_

ukutya: \_\_\_\_\_ amanzi: \_\_\_\_\_

ukuyikhathalela: \_\_\_\_\_

sh

bh

ishiya: \_\_\_\_\_ ibhotile: \_\_\_\_\_

ishiti: \_\_\_\_\_ ibhotolo: \_\_\_\_\_

isheti: \_\_\_\_\_ ibhola: \_\_\_\_\_



Date \_\_\_\_\_

1



One day I saw a cat in our yard. She looked hungry and tired. My brother said, "Let's call Mom."

"Please can we keep this cat, Mom?" I asked. Mom said, "You can keep the cat if you look after it."

? Why did they give the cat milk?

2



I called the cat Princess. We made it a place to sleep. We gave it food and water every day. One morning I got a surprise! "Look Mom, kittens!" I said. Mom said, "We will find them good homes when they are bigger."

? What was the surprise?

# Manners and responsibilities

Week 4

Please!

Thank you!





## Cheeky the piglet

“You must have good manners. You must greet people,” said Mother Pig.



But Cheeky said, “No! I don’t want to!”



# Cheeky met Donkey, Frog and Tortoise.





The farm dog saw Cheeky. He chased Cheeky.





Cheeky shouted, "Please help me!"  
But the animals said, "Sorry, we are  
too silly."



# Good manners checklist

Today, did we ...

greet adults?



greet children?



line up quietly?

listen in class?



wait our turn to speak?

respect other's belongings?



say sorry?



say thank you?



share?



sneeze and cough correctly?



make sure we were kind to each other?



hi




ihlosi



ihlahla



isihluzo



amehlo

hla	hlo	hle	hlu	hli
-----	-----	-----	-----	-----



hle-ka



lu-hla-za



hla-ba

hleka	luhlaza	hlaba
-------	---------	-------

Uhlumelo uhleli ecaleni kwehlahla.



# My good manners checklist

Tick the blocks.

This week I have:

greeted people



helped older people



said thank you



helped Mom



played nicely

tidied my room

said sorry when I hurt someone




been friendly and kind





Date \_\_\_\_\_

Build the words.



hl e k a

dl a l a

i hl o s i

i dl e l o

i hl a hl a

i s i dl o



# Good and bad manners

Talk about good and bad manners.



dli



isi*d*lele



abadi*d*ali

isi*d*lo

isibhe*d*elele

dlo	dle	dlu	dla	dli
-----	-----	-----	-----	-----



dla-la


i-dla-ka-dla-ka

i-dle-lo

dlala	idlakadlaka	idlelo
-------	-------------	--------

U*d*lami*n*i u*d*lala nosana.


Date \_\_\_\_\_



Fill in the missing sounds.



luhla  a




ame \_\_\_\_ o



ihlo \_\_\_\_ i



\_\_\_\_ eka



isi \_\_\_\_ ele



a \_\_\_\_ adlali



isidl \_\_\_\_



dl \_\_\_\_ la



Date \_\_\_\_\_

Complete the sentence.




Esi si  s i d e l e .

.....



Le i \_\_\_\_\_.

.....



La nga \_\_\_\_\_.

.....



Esi si \_\_\_\_\_.

.....



Aba baya \_\_\_\_\_.

.....



Esi si \_\_\_\_\_.

.....



Esi si \_\_\_\_\_.

.....



Aba baya \_\_\_\_\_.

.....



Date \_\_\_\_\_

Choose the right word to finish the sentence.

Utata ucoca \_\_\_\_\_.

idlala




isibhedlele

UHlubikazi woyika \_\_\_\_\_.

isihlunu




ihlosi

Umama wonwabele

\_\_\_\_\_.


isidlo




ukuhlaba

Usana luvula \_\_\_\_\_.

amehlo




ihlazo

UHlomla usecaleni \_\_\_\_\_.

isihluzo

kwehlahla



Ubhuti uthetha \_\_\_\_\_.

nabadlali

nedlavu



USiphokazi ufuna

\_\_\_\_\_.

isidlele

isihluzo



Umalume uyokubona

\_\_\_\_\_.

uHlumi

idlelo





Date \_\_\_\_\_

Choose the right word to finish the sentence.

Umama upheka

isidlo.

isidlele.

isihlobo.



Umama upheka isidlo.

Kumnandi

ukuhlaba.

ukudlala.

ukulahla.



UBhele uye ehlathini wadibana

nesihluzo.

namehlo.

nehlosi.



Usisi udlala ibhola

ehluthi.

eluhlaza.

edlala.





Date \_\_\_\_\_

Find and complete this DBE page.

**82 Mini emnandi**


**Masithethe** Masicile ingoma.

Min'emnandi kuwe.  
Min'emnandi kuwe.  
Min'emnandi kuAnn.  
Min'emnandi kuwe.

**Masithethe** Fakela eombumba abochanileyo ukusa igama abikhileyo. Ithambelane nonfanekiso.

ala	pl	iflegi
i astiki	qh	i eyiti
uba	ch	i aski
waba	fl	uba
eba	dl	i elo

Find and complete this DBE page.



**Umhla**

Funda esi zivalozi. Khangela izandi ze wena isongo njengoko ubonisa kumzobo.

dl	Inkwenkwe elala ibhola ekhatywayo.
pl	Ndiyazithanda iiplami.
hl	UToto uhlala ezhlahleni.
fl	Intle iflegi yoMzantsi Afrika.
bhl	Wakha ngeebloko zezitena.

**Masithethe** Bhala amagama ainyanga kwikhalenda yemihla yokuzalwa. Wakugoba bhala igama lakho kwinyanga ezalwa ngayo. Bhala amagama abakhulu bakho kwinyanga abazalwa ngayo.

**Ikhhalenda yemihla yokuzalwa**

EyaMeyeni	EyaNdumiso	EyaMzantsi	EyaMzantsi
EyaMzantsi	EyaSizwe	EyaSizwe	EyaThupha
EyaMantla	EyaDwarha	EyaMantla	EyaMantla



Date \_\_\_\_\_

Read and write the words.



bulisa: \_\_\_\_\_

isimilo: \_\_\_\_\_

uxolo: \_\_\_\_\_

ndicela: \_\_\_\_\_

molo: \_\_\_\_\_



ihlosi: \_\_\_\_\_

isidlo: \_\_\_\_\_

ihlahla: \_\_\_\_\_

abadlali: \_\_\_\_\_

isihluzo: \_\_\_\_\_

isibhedlele: \_\_\_\_\_



Date \_\_\_\_\_

1



You must have good manners. You must greet people, said Mother Pig. But Cheeky said, “No! I don’t want to!”

Cheeky met Donkey, Frog and Tortoise. “Hello Cheeky”, they said. But Cheeky said, “Silly animals”.

?

What did Cheeky say that was not good manners?

2



The farm dog saw Cheeky. He chased Cheeky. Cheeky shouted, “Please help me!” But the animals said, “Sorry, we are too silly.”

?

Who chased Cheeky?

# Plants and seeds

Weeks 5 and 6





## My bean plant

My name is Neo. I grew a bean plant.



First, I covered my bean seed with wet newspaper. Then I put it in the sun.



First a small root grew down.  
Then a stem with leaves grew up.  
I planted it in a pot of soil.



I put the pot in the sun and  
watered the plant every day.  
My bean plant grew more leaves.



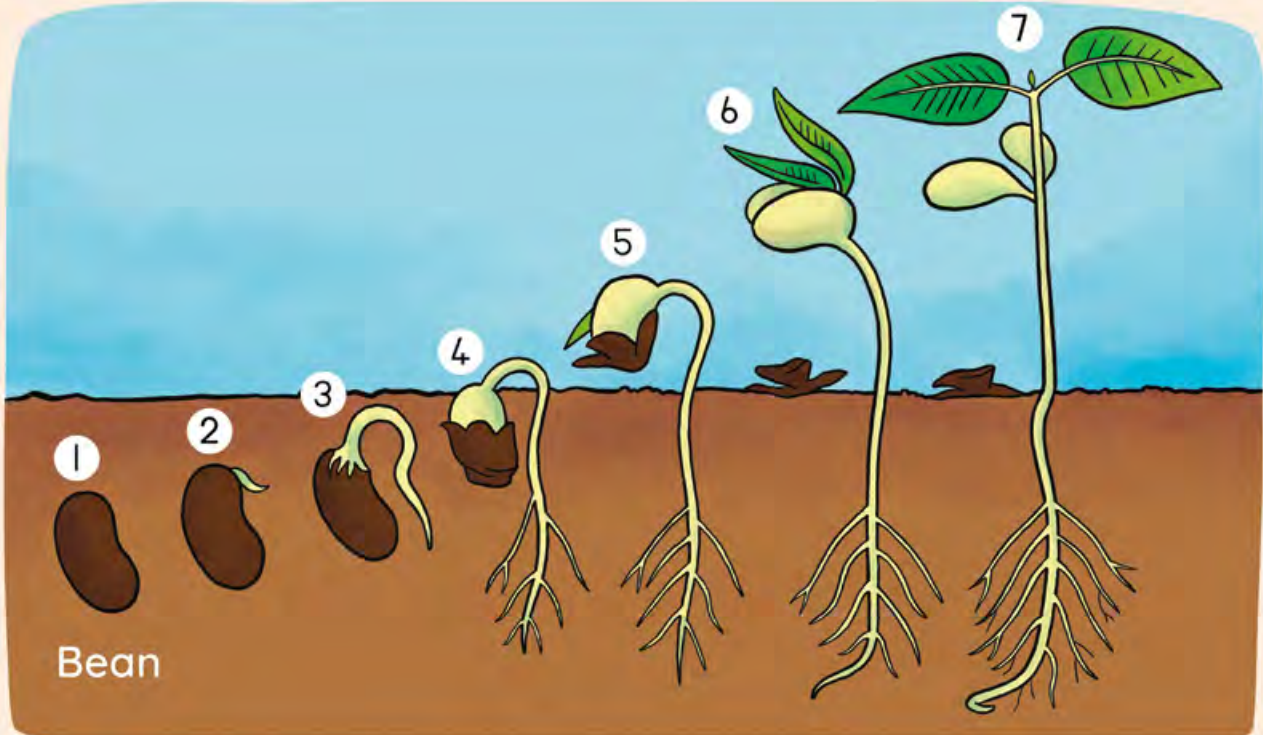
When the plant had enough leaves,  
I planted it in the school garden.



Soon we will have delicious beans  
to eat.



## How a bean plant grows



Bean

- 1 The bean seed gets warmth and water.
- 2 A small root appears.
- 3 The root grows longer under the ground.
- 4 The root develops smaller roots under the ground.
- 5 The stem grows above the ground.
- 6 Two leaves begin to grow.
- 7 The leaves grow bigger.



Date \_\_\_\_\_

# ch




ichibi



chitha



chuba



ichokoza


cho	che	chu	cha	chi
-----	-----	-----	-----	-----



cho-la



cho-pha



i-si-cho-tho

chola	chopha	isichotho
-------	--------	-----------

UChuma uchola imali.



# Parts of a plant

Draw a line from the word to the part.



flower

fruit


leaf

stem

What parts do we eat?



Build the words.



i ch i b i

ch e b a

ch u b a

i kh u b a

i s i kh a f u

kh a b a



# How a plant grows

Fill in numbers and words to show how a plant grows.



seed

root

stem

leaves

flower



root



kh



isikhafu



ikhuba



isikhova



ukhuko

khi	khu	khe	kha	kho
-----	-----	-----	-----	-----



i-khe-phu



khu-lu-la



kha-ba

i-khe-phu	khu-lu-la	kha-ba
-----------	-----------	--------

UKholiwe ukha ikhala.

# The caterpillar game




- Sebenzisa idayisi.
- Funda igama owele kulo.
- Yakha isivakalisi esineli gama.



**QALA**

**GQIBA**



Date \_\_\_\_\_

Fill in the missing sounds.



 i ch okoza



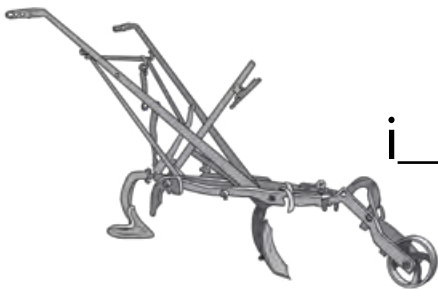
isi \_\_\_\_\_ afu



ukhu \_\_\_\_\_ o



ch \_\_\_\_\_ la




i \_\_\_\_\_ uba




isikho \_\_\_\_\_ a



i \_\_\_\_\_ ibi



isich \_\_\_\_\_ tho



Date \_\_\_\_\_


Complete the sentence.



Eli li  chibi.



Esi si \_\_\_\_\_.



Eli li \_\_\_\_\_.



Eli li \_\_\_\_\_.



Esi si \_\_\_\_\_.



Eli li \_\_\_\_\_.



Olu lu \_\_\_\_\_.



Esi si \_\_\_\_\_.



Date \_\_\_\_\_

Choose the right word to finish the sentence.

ULunga \_\_\_\_\_ amanzi.

usela

uchitha



Usisi unxibe \_\_\_\_\_.

isikhafu

ilokhwe



UAndile \_\_\_\_\_

ibhola.

uphosa

ukhaba



\_\_\_\_\_ siyakhala ebusuku.

isele

isikhova



Utata uphethe \_\_\_\_\_.

ikhuba

ikiriva



Liyabanda \_\_\_\_\_.

iliza

ikhephu



USinazo \_\_\_\_\_ ijezi.

ukhulula

uphethe




Umama uhleli phezu \_\_\_\_\_.

kwesitulo


kokhuko





Date \_\_\_\_\_


Choose the right word to finish the sentence.

Ndiyasooyika	isichotho.	isitulo.	isikhova.	
--------------	------------	----------	-----------	---

Ndiyasooyika isichotho.

Umama ubone	inja.	isikhova.	inkomo.	
-------------	-------	-----------	---------	--

Usisi uhlamba	isikipa.	isikhafu.	isheti.	
---------------	----------	-----------	---------	---

Iyadi izele	yinkunkuma.	ngamanzi.	likhephu.	
-------------	-------------	-----------	-----------	---



Date \_\_\_\_\_

Find and complete this DBE page.

77 Akwaba bendinentlanzi

**Manikhaba** Janga umfanekiso use ultheke ngakubonayo.


**Manikhaba** Akwaba bendinokuba nentlanzi.

**Manikhaba** Yinja le. Yikati leyo. Zona zinamantshontsha. Akwaba bendinentlanzi.

**Manikhaba** Funda lo magama use umamele izani! Elala le ngoku amakholo ezini anowazi yakho usebenzise amagama amabholozi yamagama.

ityali	thetha	chukumisa
intyatyambo	thenga	chuba
ityuwa	thula	chopha

Find and complete this DBE page.



Uméda

**Manikhaba** Tshatsha amakhadi amagama kunye namagama akhosi sivakalisi.

Akwaba bendinentlanzi.

**Manikhaba** Khuphela onobumba.

g g G G

**Manikhaba** Khuphela esi sivakalisi.

Akwaba bendinentlanzi.

ITSHALLA: Sivakalisi Uméda



Date \_\_\_\_\_

Read and write the words.



amagqabi: \_\_\_\_\_ isityalo: \_\_\_\_\_

sikhula: \_\_\_\_\_ imbewu: \_\_\_\_\_

enomhlaba: \_\_\_\_\_

**ch**

**kh**

isichotho: \_\_\_\_\_ isikhova: \_\_\_\_\_

ichibi: \_\_\_\_\_ ikhephu: \_\_\_\_\_

chuba: \_\_\_\_\_ isikhafu: \_\_\_\_\_



Date \_\_\_\_\_



1

My name is Neo. I grew a bean plant.

First, I covered my bean seeds with wet newspaper. When the seeds began to grow, I planted them in soil.

? What did Neo do when the seeds began to grow?



2

I put the pot in the sun and watered the plants every day. When the plants had enough leaves, I planted them in the school garden.

? Where did Neo put the plant pot?



## Jack and the beanstalk

Jack and his mother were very poor. Jack sold their cow for some magic beans.





The beans grew into a big beanstalk.



Jack climbed to the top. He saw a giant sleeping.



Jack saw a hen who laid golden eggs.  
He took the hen.



But the giant woke up.



The giant chased Jack. Luckily Jack's mother cut the beanstalk.



Jack and his mother were never poor again.



# Types of plants

There are many different types of plants. We can group them like this:

**Trees** are plants with one strong trunk and many branches.



**Shrubs** are not as big as trees. They have several, woody stems.



**Herbs** are smaller than shrubs. They have softer stems.



**Creepers and climbers** are plants that need support or they crawl along the ground.



**Grasses** have jointed, hollow stems and long narrow leaves.




**These plants look different but they all have roots, stems, leaves and some have flowers.**



Date \_\_\_\_\_

# qh




iqhaga



amaqhashu



iqhakuva



umqheba

qho	qhe	qhu	qha	qhi
-----	-----	-----	-----	-----



i-qhi-na



i-qho-sha



i-qhi-ya


iqhina	iqhosha	iqhiya
--------	---------	--------

Uqhama uqhahha iqhina.

Date \_\_\_\_\_



Build the words.



i qh a g a

u m ty a

qh a m a

i s i ty a






qh a l a

i ty a l i



Date \_\_\_\_\_

Write **yes**, **no** or **sometimes**.

Type of plant	Do they give us food?	Do they have one thick trunk?	Do they have leaves?
 trees			
 grass			
 climbers and creepers			
 shrubs			
 herbs			

Date \_\_\_\_\_



# ty



ilitye



isitya



ityuwa



ukutya

tye

tyo

tya

tyu

tyi



i-si-tya-lo



i-tya-li



i-tye-si

isityalo

ityali

ityesi



Umntwana wombathiswe ityali.



Date \_\_\_\_\_

Fill in the missing sounds.



uku        a



i      iya



i      esi




ityal     



amaqha      u




i      ina



umqhe      a



isi      a



Date \_\_\_\_\_

Complete the sentence.



Esi si tuya\_\_\_\_\_.



La ngama\_\_\_\_\_.



Le yi\_\_\_\_\_.



Eli li\_\_\_\_\_.



Le yi\_\_\_\_\_.



Le yi\_\_\_\_\_.



Eli li\_\_\_\_\_.



Eli li\_\_\_\_\_.



Date \_\_\_\_\_

Choose the right word to finish the sentence.

USipho uthanda \_\_\_\_\_.

amaqhina



Umama upheke \_\_\_\_\_.

ukutya

ityesi



Usisi upakishe \_\_\_\_\_.

ityesi

ibhegi



Utata utshixa nge\_\_\_\_\_.

qhaga

qhiya



Usisi ukhangela \_\_\_\_\_.

irhorho

iqhiya



Ntombi ndiphathele \_\_\_\_\_.

ityali

ityesi



Utata ucela \_\_\_\_\_.

ityuwa

ityali




Umama uthenga \_\_\_\_\_.

umqheba

iqhina





Date \_\_\_\_\_

Choose the right word to finish the sentence.

Umama uphake utyiwa. ukutya. utyani.



Umama uphake ukutya.

ULizo wophule iqhina. umqheba. iqhashu.




USipho uphuma iqhoshha. iqhina. iqhakuva.



Utata utyale ityesi. isityalo. ilitye.







Date \_\_\_\_\_

Read and write the words.



iimbotyi: \_\_\_\_\_ isikhukukazi: \_\_\_\_\_

wakhwela: \_\_\_\_\_ isigebenga: \_\_\_\_\_

umthi weembotyi: \_\_\_\_\_



iqhoshsha: \_\_\_\_\_ ityala: \_\_\_\_\_

iqhaga: \_\_\_\_\_ yitya: \_\_\_\_\_

qhela: \_\_\_\_\_ ilitye: \_\_\_\_\_



Date \_\_\_\_\_

1



Jack and his mother were very poor.  
Jack sold his cow for some magic beans.  
The beans grew into a big beanstalk.  
Jack climbed to the top.

? Who did Jack live with?

2





Jack saw a giant sleeping. He took the hen who  
laid golden eggs.  
But the giant woke up!  
The giant chased Jack. Luckily Jack's mother  
cut the beanstalk.

? What did the hen lay?

# Food

Weeks 7, 8 and 9





## Nice and nasty soup

Mom says, “Look at these vegetables! I am going to make soup today.”



“We will also make soup,” say Vusi, Fanele and Baby.



Vusi finds nasty things to put in his soup.



He makes nasty soup for monsters.



“We love your soup!” shout the monsters.



“Bubble, bubble, boil and trouble!”  
they yell.

“This soup makes us mean and nasty!”



Fanele finds petals, flowers, berries and leaves.



Fanele makes nice soup for fairies.



“We love your soup!” whisper the fairies.



“Thank you, Fenele,” say the fairies.  
“Here is a tiny fairy ring for you.”



Baby finds a plastic bowl, a rusk, a doll's shoe and the dog food.



Baby makes silly soup for her dolls.



“I love your soup, Baby!” says Mom.



“But I think it needs a little salt.”



Meanwhile Mom put carrots, onions, tomatoes, beans and potatoes into her soup.









“We love your soup, Mom!” say the children.



Date \_\_\_\_\_

# Where food comes from

**Some food comes from plants.**

Fruit	Vegetables	Grains
		
		

**Some food comes from animals.**

Meat	Animal products	Fish
		
		

Date \_\_\_\_\_




# nd



indoda

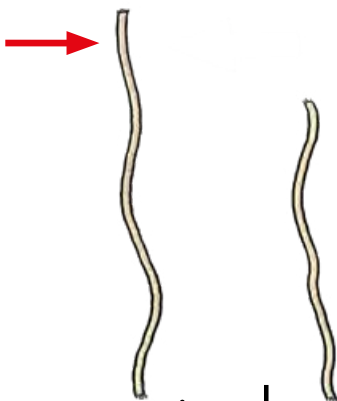


funda



iqanda

nda	ndu	nde	ndi	ndo
-----	-----	-----	-----	-----



i-nde



i-nde-be



i-nda-lo

inde	indebe	indalo
------	--------	--------

Inkwenkwe ithanda ukufunda incwadi.



Date \_\_\_\_\_

# Where food comes from

Draw a line from the food to where the food comes from.

1



2




3



4



5



6




7



Date \_\_\_\_\_



Build the words.



i nd a l o

i nx e l e

i nd o d a

nx i b a

i l a nd a

i nx e b a



Date \_\_\_\_\_

# Food I like

Say what food you like. Fill in the table.


















I love/like this



I eat this



I don't like this

**nx**



unxano



inxeba

7

isixhenxe



unxantathu

nxo	nx	nxu	nx	nx
-----	----	-----	----	----



i-nxe-le



i-nxi-li



i-nxa-nxa-di

inx	inx	inx
-----	-----	-----


UNxasana unxibele enxweni.

# The snail game




- Ukuba uwele egameni, lifunde.
- Ukuba uwele emfanekisweni, gqithela egameni elibhaliweyo.

1	2	3
4	5	6



Date \_\_\_\_\_



Fill in the missing sounds.



indoda




unxa  o



inxi  i




i  uku



iqada



inx  ba



inx  le



inde  e



Date \_\_\_\_\_

Complete the sentence.



Le yi indebe.



Le yi \_\_\_\_\_.



Le yi \_\_\_\_\_.



Esi si \_\_\_\_\_.



Eli li \_\_\_\_\_.




Le yi \_\_\_\_\_.



Le yi \_\_\_\_\_.



Eli li \_\_\_\_\_.



Date \_\_\_\_\_

Choose the right word to finish the sentence.

Usebenzisa isandla \_\_\_\_\_.

sokunxiba

sokunxele



Ukhulu ufihle imali  
kwi\_\_\_\_\_.

nxili

nxagu



Iqela lethu liphumelele  
\_\_\_\_\_.

indebe

indalo



Lo msebenzi  
ufuna \_\_\_\_\_.

indoda


indalo



Inkukhu izalele \_\_\_\_\_.

iqanda

ithole



Usisi u\_\_\_\_\_ isiselo.

nxanelwe

nxibe



UThami \_\_\_\_\_ incwadi.

ufaka

ufunda



Utata uphatha \_\_\_\_\_.

indalo

induku





Date \_\_\_\_\_

Choose the right word to finish the sentence.

Siphumile sabuka iindondo. indalo. induku.



Siphumile sabuka indalo.

Iqela liphumelele udonga. indoda. indebe.



Usisi utsale umnxeba. ucango. unxano.





Usisi usela kuba

unxaniwe.

unxibile.

enxakama.





Date \_\_\_\_\_

Find and complete this DBE page.

67 **Masonwabe elangeni**

**Mintshiso** Janga unfanekiso uze ubethe ngokubonayo.

**Mintshiso**

Sonwaba elangeni.  
Siyakuthanda ukugrumba kwaye siyakuthanda nokubaleka.  
Ndinekepusi ebomvu.  
Ndihlala elukhukweni. Ndize nditye isonka esikhulu.

Find and complete this DBE page.

Umculo

**Abc** Sonwaba elangeni. Funda le magama uze unamale izoni. Bhala le ngoku izivakalisi ezibini encwadini yelitho uzebenzise amagama akwibhalisi yomagama.

ilanga	jika	ishedi
isango	nja	ibhedi
baleka	byela	inkwankwe

**Anagama elingakwaziyo**

Urina  
yomabini  
isigaba

**Mintshiso** Tshatsha amakhadi amagama kunye namagama akwesi sivakalisi.

Sonwaba elangeni.

**Khuphela isonbumba** **Mintshiso**

b b \_\_\_\_\_ B B \_\_\_\_\_

**Plasibho** Khuphela esi sivakalisi.

Sonwaba elangeni.





Date \_\_\_\_\_

Read and write the words.



isuphu: \_\_\_\_\_ emnandi: \_\_\_\_\_

embi: \_\_\_\_\_ imifuno: \_\_\_\_\_

yomdlalo: \_\_\_\_\_


nd

nx

indalo: \_\_\_\_\_ unxano: \_\_\_\_\_

induli: \_\_\_\_\_ inxiwa: \_\_\_\_\_

induku: \_\_\_\_\_ nxakama: \_\_\_\_\_



Date \_\_\_\_\_

1



Mom says, "I am going to make soup today.  
"We will also make soup," say Vusi, Fanele and Baby.  
Vusi finds nasty things to put in his soup.  
Fanele makes nice soup for fairies.

? Who made nasty soup?

2



Baby makes silly soup for her dolls.  
"I love your soup, Baby!" says Mom.  
Meanwhile Mom put carrots, onions, tomatoes,  
beans, and potatoes into her soup.  
"We love your soup, Mom!" say the children.

? Whose soup does Mom like?

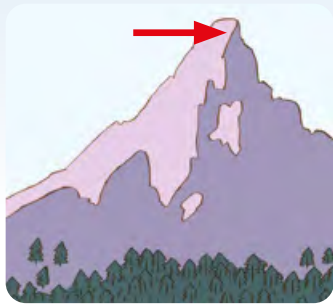


Date \_\_\_\_\_

nc



inciniba



incopho



ncanqa



ncuma

nco	nce	ncu	nca	nci
-----	-----	-----	-----	-----



i-ncan-da



i-ncan-m



i-ncu-la


incanda	incam	incula
---------	-------	--------

UNoncedo uncanisa usana.

Date \_\_\_\_\_



Build the words.



i nc a s a

i ny a m a

nc a m a

i ny o s i

i nc a m

i ny o k a



Date \_\_\_\_\_

# Why we need plants

Follow the line. Find out what the plant gives us.



ny



inyosi



unyawo



inyoka



inyekevu

nye	nyo	nya	nyu	nyi
-----	-----	-----	-----	-----



i-nya-nga




um-nyi-ki



i-nyi-bi-ba

inyanga	umnyiki	inyibiba
---------	---------	----------

Umalume woyika inyoka.



Date \_\_\_\_\_

Fill in the missing sounds.



incinib      



u\_\_\_\_awo



inyo\_\_\_\_\_



i\_\_\_\_anda



inyibi\_\_\_\_\_



i\_\_\_\_oka



inca\_\_\_\_\_



nca\_\_\_\_a

Date \_\_\_\_\_



Complete the sentence.



Le yi nyosi.



Le yi \_\_\_\_\_.



Le yi \_\_\_\_\_.



Olu lu \_\_\_\_\_.



Le yi \_\_\_\_\_.



Lo u \_\_\_\_\_.



Le yi \_\_\_\_\_.



Le yi \_\_\_\_\_.



Date \_\_\_\_\_

Choose the right word to finish the sentence.

Siphume ebusuku  
sabuka \_\_\_\_\_.

unyawo

inyanga



Izinja zihlatywe \_\_\_\_\_.

yincula

yincanda



UNomsa wonzakele

\_\_\_\_\_.

elunyaweni

enyongeni



USiziwe uhlatywe

\_\_\_\_\_.

yinyama

yinyosi



Inyuquka oku ko\_\_\_\_\_.

mnyazi

mnyiki



Umama ubuka \_\_\_\_\_.

inyathi

inyibiba



UBhobhi woyika \_\_\_\_\_.

inyoka

inyama




Umama \_\_\_\_\_ usana.

uncancisa

unceda





Date \_\_\_\_\_

Choose the right word to finish the sentence.

Ndihlatywe

yinyoka.

yinyama.

yinyosi.




Ndihlatywe yinyosi.

Izinja zihlatywe

yincanda.

yincasa.

yincula.



Umama uyayithanda

inyama.

inyibiba.

iinyosi.



Besiye kwifama

yeenciba.

yencasa.

incindi.





Date \_\_\_\_\_

Find and complete this DBE page.

**82 Mini emnandi**

**Mantsoe** Masiela ingama.

Min'emnandi kuwe.  
Min'emnandi kuwe.  
Min'emnandi kuAnn.  
Min'emnandi kuwe.

**Mantsoe** Fakela acumbisa abachanekileyo ukusa igama abahleliyo kimbeleni nonfanekiso.

	ala	pl	iflegi	
	i astiki	qh	i eyiti	
	uba	ch	i aski	
	waba	fl	uba	
	eba	dl	i elo	

Find and complete this DBE page.



**Umba**

Funda esi zivalozi. Khangela izandi ze wenzi isongqo ngengoko ubonise kumakhalo.

**Izandi**


dl Inkwenkwe ikhala ibhola ekhatywayo.  
pl Ndiyazithanda iiplami.  
hl UToto uhlala ezihlahleni.  
fl Intle iflegi yoMzantsi Afrika.  
bh Wakha ngeebloko zezitena.

**Mantsoe** Bhala amagama ainyanga kwikhalenda yemihla yokuzalwa. Wakugqibela igama lakho kwinyanga azalwa ngayo. Bhala amagama abahlelo bakho kwinyanga abazalwa ngazo.

**Ikhalenda yemihla yokuzalwa**

EyaMeyanga	EyaMakumalo	EyaMakala	EyaMazantsi
EyaSantambo	EyaSantambo	EyaSantambo	EyaSantambo
EyaSantambo	EyaSantambo	EyaSantambo	EyaSantambo

Tshala: Sinyani \_\_\_\_\_ Umba: \_\_\_\_\_



Date \_\_\_\_\_

Read and write the words.



bila: \_\_\_\_\_

isuphu: \_\_\_\_\_

yakhe: \_\_\_\_\_

imifuno: \_\_\_\_\_

umama: \_\_\_\_\_

nc

ny

incindi: \_\_\_\_\_

unyaka: \_\_\_\_\_

incoko: \_\_\_\_\_

inyathi: \_\_\_\_\_

uncuthu: \_\_\_\_\_

inyanda: \_\_\_\_\_



Date \_\_\_\_\_

1



Umama uthi, “Ndizokwenza isuphu namhlanje.”  
“Nathi sizokwenza isuphu,” utsho uVusi, uFanele kunye noBhabha.

UVusi ufumana izinto ezimbi ukugalela kwisuphu yakhe. UFanele wenzela oonomabhabhathane isuphu emnandi.

? Wenza ntoni uFanele?

2



UBhabha wenzela oonodoli bakhe isuphu yomdlalo.  
“Ndiyayithanda isuphu yakho, Bhabha!” utsho umama.

Ngelo xesha umama ufaka iminqathe, amatswele, iitumato kunye neetapile kwisuphu yakhe.

“Siyayithanda isuphu yakho, mama!” batsho abantwana.

? Abantwana bathanda isuphu kabani?



## How to make fruit salad

What you need:

- fruit
- orange juice



We each bring one fruit.



What you use:

- big bowl
- chopping board
- big spoon
- knife
- small cups or bowls and teaspoons



We each bring a small bowl and a teaspoon.



## What you do:

1



We wash our hands and then we wash the fruit.

2



We peel the orange, bananas and naartjies.

3



Our teacher chops the fruit.

4



She mixes all the fruit together. I pour in the orange juice.



Our fruit salad is ready to eat.



It is delicious!




# Five food groups


Look at the school lunch menu and check if the learners are getting something from each group this week.

## Weekly menu: Jabulani School

- Monday:** pilchards in tomato sauce, mealie meal
- Tuesday:** samp and beans, spinach
- Wednesday:** mielie meal and milk, bananas
- Thursday:** stew and rice
- Friday:** vegetable soup, bread



h h



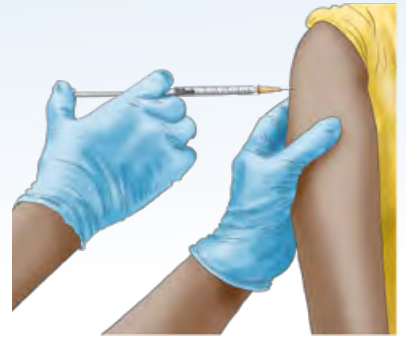
amehlo



hleka



luhlaza



hlaba

hlo	hle	hlu	hla	hli
-----	-----	-----	-----	-----



i-si-hlu-zo

isihluzo



i-hla-hla

ihlahla



i-hlo-si

ihlosi

isihluzo	ihlahla	ihlosi
----------	---------	--------

Unesi uhlaba usana kwisihlunu sengalo.



# Which food is healthy?

Tick the correct box.



healthy	<input checked="" type="checkbox"/>
unhealthy	<input type="checkbox"/>



healthy	<input type="checkbox"/>
unhealthy	<input type="checkbox"/>



healthy	<input type="checkbox"/>
unhealthy	<input type="checkbox"/>



healthy	<input type="checkbox"/>
unhealthy	<input type="checkbox"/>



healthy	<input type="checkbox"/>
unhealthy	<input type="checkbox"/>



healthy	<input type="checkbox"/>
unhealthy	<input type="checkbox"/>



healthy	<input type="checkbox"/>
unhealthy	<input type="checkbox"/>



healthy	<input type="checkbox"/>
unhealthy	<input type="checkbox"/>




healthy	<input type="checkbox"/>
unhealthy	<input type="checkbox"/>

Complete the sentences.

- 1 Fruit and vegetables are \_\_\_\_\_ food.
- 2 Fizzy drinks and sweets are \_\_\_\_\_ food.

Build the words.



hl a b a

i sh u m i

i m i hl a

u sh o t i


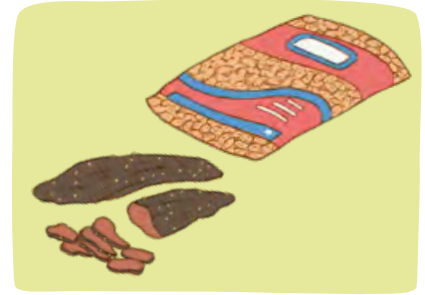
i hl e b o

i sh e t i



# Storing food

Answer the questions.



- 1 Name some foods that can be dried.
- 2 Name some foods that should be kept cold.
- 3 Name some foods which can be frozen.
- 4 Name some foods which should be kept airtight (in a closed bag).
- 5 Name some food which can be canned.
- 6 Where would you store these foods:
  - mielie meal?
  - eggs?
  - bananas?
  - yoghurt?

sh



ushoti



ihashe




ishushu



isheti

sha	shu	sho	she	shi
-----	-----	-----	-----	-----

io



i-shu-mi

i-gu-sha



i-shi-ya

ishumi	igusha	ishiya
--------	--------	--------

Ihashe lika Shumikazi liyashiywa.

Date \_\_\_\_\_



# I spy





Date \_\_\_\_\_

Fill in the missing sounds.



i nc iniba



i \_\_\_\_\_ ela



ihla \_\_\_\_\_ a



i \_\_\_\_\_ ibi



\_\_\_\_\_ aba



i \_\_\_\_\_ iya



i \_\_\_\_\_ ola




iha \_\_\_\_\_ e

Date \_\_\_\_\_



Complete the sentence.



Lo uya  nouma \_\_\_\_\_.



La ngama \_\_\_\_\_.



Le yi \_\_\_\_\_.



Eli li \_\_\_\_\_.



Eli li \_\_\_\_\_.



Le yi \_\_\_\_\_.



Eli li \_\_\_\_\_.



Eli li \_\_\_\_\_.



Date \_\_\_\_\_

Choose the right word to finish the sentence.

Usisi uya\_\_\_\_\_.

qhuba

pheka



Mna ndiyakuthanda

ukutya

ilitya



UNono uvule \_\_\_\_\_.

isidlele

amehlo



Utata uvula \_\_\_\_\_.

iqhaga

udonga



Umakhulu ufaka izinto  
kwi\_\_\_\_\_.

nxili

nxeba



UThina ukhaba \_\_\_\_\_.

ibhola

iqhiya



Utata uqhobosha

amaqhosha

amaqhaga




UKholiwe ubhijele

incede


isikhafu






Date \_\_\_\_\_


Choose the right word to finish the sentence.

Ubhuti ucheba	irhanisi.	igusha.	iqhina.	
---------------	-----------	---------	---------	---


Ubhuti ucheba igusha.

Usisi uhlamba	isihluzo.	ihlahla.	iphepha.	
---------------	-----------	----------	----------	--

USipho uphuma	ingubo.	iqhina.	iqhakuva.	
---------------	---------	---------	-----------	---

Liyaphuphumala	iqhaga.	
	ichibi.	
	irhanisi.	





Date \_\_\_\_\_

Read and write the words.



yenza: \_\_\_\_\_

isitya: \_\_\_\_\_

isaladi: \_\_\_\_\_

xuba: \_\_\_\_\_

iziqhamo: \_\_\_\_\_



luhlaza: \_\_\_\_\_

iqhosha: \_\_\_\_\_

hlaba: \_\_\_\_\_

ishumi: \_\_\_\_\_

hleka: \_\_\_\_\_

isheti: \_\_\_\_\_



Date \_\_\_\_\_

1



Intaka, intuku, isigcawu, imbovane nentothoviyane zazihlala emazantsi entaba.

Ehlotyeni imbovane yayisebenza, iqokelela umbona iwubelekela esidulini sayo. Intothoviyane yona yayiziyolisa, idanisa icula yonke imihla.

?

Sesiphi esisinambuzane sasisebenza?

2



UVera ubonisa abafundi incwadi ayithathe kwithala leencwadi.


UThabo ubhalise kwithala leencwadi.


Uthembise ukuyikhathalela incwadi yakhe.

?

Ngubani owayenomdla kuyo yonke lento kambovane?

# Cut-out pages







a

t

u

p

l

e

i


o

r

nt

m

i





th

u

th

m

ph

a

e


l

i

u

ph

a





bh

i

sh

u

t

u

l


i

a

o

y

e





hl

i

dl

a

e

l

i


s

a

hl

o

k





ch

i

kh

a

e

i

u


b

a

s

f

i





qh

s

ty

u

a

i


g

m

i

a

l





nd

a

nx

a

b

e


d

e

l

o

i





nc

i

ny

a

a


o

m

s

i

k





hl

i

sh

a

i

m

b


t

e

u

a

o





# Funda Wande

Reading for Meaning

## My news

Today I would like to tell you about ...



When?




Who?



Where?



What happened?



I felt ... Because ...