



English

Home Language and Life Skills

1

Term 2



 **Incomplete draft text for reference only, not for teaching purposes.**

Learner:

1

Term 2

English

Home Language and Life Skills

Learner's Activity Book



Acknowledgements

This integrated programme for Home Language and Life Skills was developed by a Funda Wandé team, in collaboration with individuals from the curriculum directorates of the Department of Education in the Western Cape, Eastern Cape and Limpopo, academics and teachers.

The development of these books was made possible through the financial support of the Allan Gray Orbis Foundation Endowment, the FEM Education Foundation, the Michael & Susan Dell Foundation and the Zenex Foundation.

Illustrations

Many thanks to Anja Stoeckigt for her contribution to the primary illustrations found in this book.

Cover

Anja Stoeckigt


Photo credits

Freepik: **Page 6:** (from top left to bottom) @karlyukav (circle), @wavebreakmedia (family with baby), @rawpixel.com (circle), @disobeyart (mother with daughters), @rawpixel.com (circle), @mego-studio (generational family); **page 78:** (top to bottom) @kompor (scorpion) (also page 89), @lifeonwhite (snake) (also page 95); **page 79:** (top to bottom) @bpm82 (shark), @eduardo.canut (hyena); **page 80:** (top to bottom) @25ehaag6 (cheetah), @byrdyak (impala) (also page 95); **page 81:** (top to bottom) @jesusgiraldogutierrezdelolmo (eagle), @calonge (young child) (also page 89); **page 100:** @kharlamov543211 (muscle), @happypictures (bones), @ssstocker (organs).

www.fundawande.org

ISBN: 978-1-991225-38-2

Version 4: 2024



Anyone is free to **share** (copy and redistribute the material in any medium or format) or **adapt** (remix, transform and build on the material for any purpose), provided that you credit the work as follows:
Funda Wandé, English Home Language and Life Skills, Learner's Activity Book, Grade 1, Term 2, CC BY 4.0.

You may not add terms or measures that legally restrict others from doing anything the licence permits.

For more information: <https://creativecommons.org/licenses/by/4.0/>



Contents



My family

Week 1	What is a family?.....	2
Week 2	Caring for my family.....	20

Safety in the home

Week 3	Dangers in the home.....	40
Week 4	Keeping safe at home.....	58

My body


Week 5	My amazing body.....	78
Week 6	Inside my body.....	96
Week 7	My senses.....	114

Keeping my body safe


Week 8	Keeping safe from germs.....	133
Week 9	Keeping safe from others.....	152

Cut-out pages	169
----------------------------	-----

Icons



Reading



Writing



Phonics



Listening
and Speaking



Beginning Knowledge
and PSWB




Creative
Arts



Independent Work



Write



Colour



Cut

My family

Weeks 1 and 2





Granny's birthday


We are helping Mommy.



Who is at the door?




It is Daddy and Uncle!



Now who is at the door?



It is Auntie and the twins!



Now who is at the door?




Happy birthday, Granny!





Date _____


Different families



My name is Thando. This is my mother, my father and my baby brother.



My name is Amanda. This is my mother and my two sisters.



My name is Lerato. This is my granny, my aunty and my cousins.

Date _____



Ss



son

Ii



ink

Tt



tol

Ee



emmer

Nn



nes

Ek sien 'n emmer.





Date _____

My own family

- Draw yourself.
- Draw your family.
- Tell a partner who each person is.

Me




My family



Date _____



Build words using sounds from the octopus.



e k

k a s

k e n

s o n

k a t


l o s



Date _____

Family activities

Families do some things together.




- What are these families doing?
- What does your family do together?

Date _____



Oo




os

Gg



gom

Ll



lem

Kk



kat

Aa



appel

Dawie vang vissies in sy net.



Date _____

Fill in the missing letters.



k _ t



t _ l



n _ t



h _ n



s _ n



g _ m



l _ g



r _ k


Date _____




Write the words.



 mommy



daddy



granny



card



3

Date _____

Write the words correctly.



kta



.....



tlo

.....



nre

.....



hne

.....



sno

.....



tka

.....



lgi

.....




rko

.....

Date _____

4



Cross out the word that does not fit.

kat

gat

~~met~~

mat

hop

pap

pop

sop

rak

rok

hak

sak

das

vis

kis

dis

gom

som

kom

kam

ses

les

tol

wes

kom

mat

wat

kat



Date _____

Look at the picture. Tick the word that completes the sentence.

Dit is 'n _____.

kat

nes



Dit is 'n _____.

rot

bok



Dit is 'n _____.

mat


mes



Dit is 'n _____.

dak

hek



Dit is 'n _____.

jas

das



Dit is 'n _____.

hek

hok



Dit is 'n _____.

net

mol



Dit is 'n _____.

kis

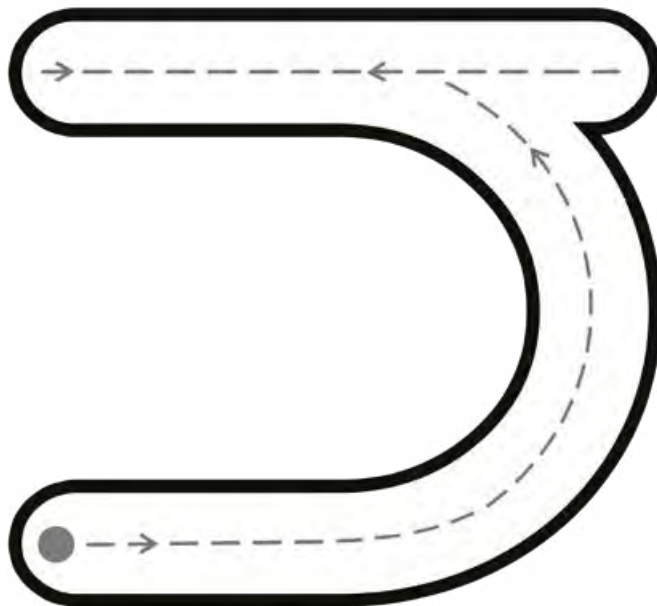
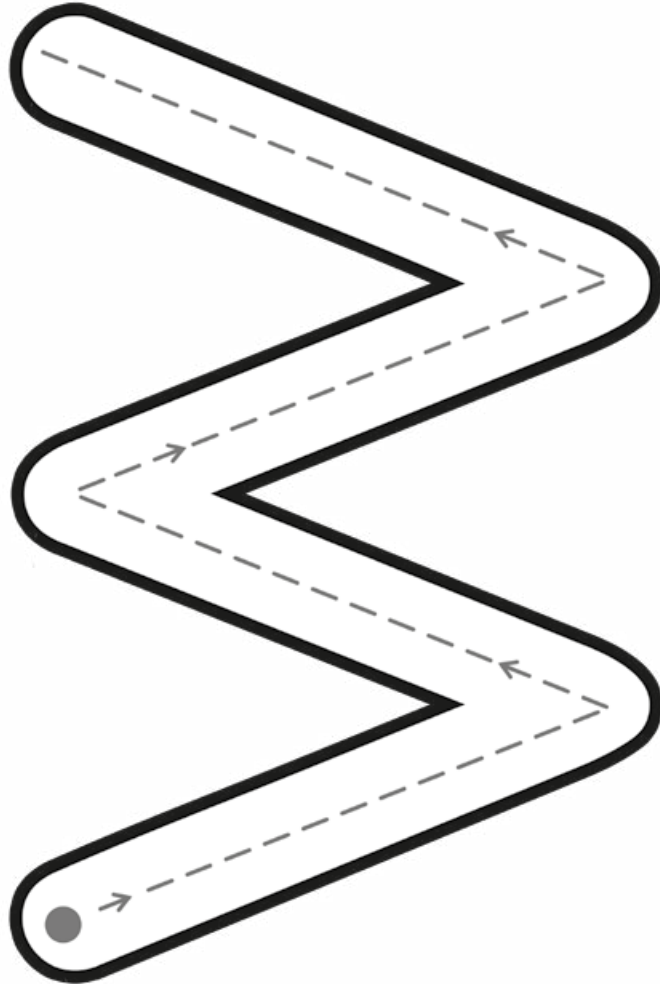
bus



Date _____



Write rainbow letters.






Date _____

Look at the picture and fill in the missing word.



Dit is 'n kat.

.....



Dit is 'n _____.

.....



Dit is 'n _____.

.....



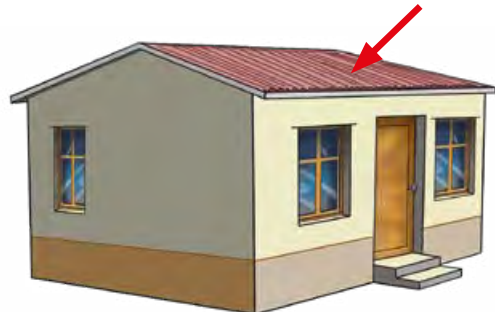
Dit is 'n _____.

.....




Dit is 'n _____.

.....



Dit is 'n _____.

.....



Date _____

Match the words and the pictures.

family



granny



daddy

mommy




birthday





The special card

What is this?



I wonder what is inside?



A card! What a pretty picture!



I wonder who it is from?



Dear Mommy
Thank you
for taking care
of us.
I love you
very much.
From Adam



I love this message. I will give Adam a big hug.





Date _____

How to make a greeting card



1 Fold the paper in half.



2 Draw a picture on the front.



3 Write a message inside.



4 Place in an envelope.

Rr



rok




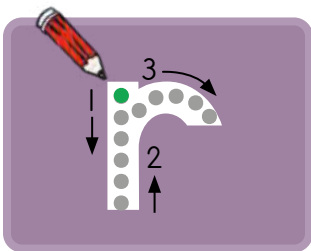


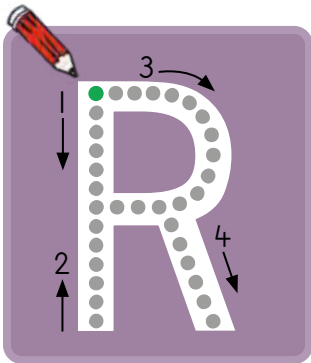
rot



reg



rak



Rex sien die rot op die rak.



Date _____

Caring for my family


Talk about each picture. How do you care for your family? Who cares for you?



Date _____



Build words using sounds from the octopus.



r o k

l e s

t e l

k e n

e k



Date _____

Making a card

Place the pictures in the correct sequence.
Write 1, 2, 3 or 4.









Date _____



V v



vis




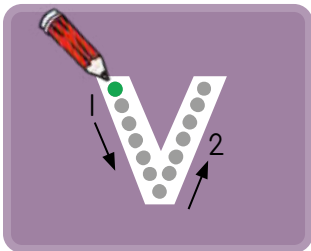


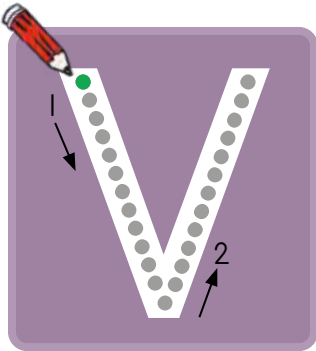
veg



vat

5

vyf



Hy vang vyf vet visse.



Date _____

Caterpillar letter game

Choose, move, say.



Date _____



Fill in the missing letters.



t a k



r _ _ t



t _ _ s




r _ _ g



t _ _ l



l _ _ t



r _ _ k



r _ _ k



Date _____

Write the words.



 mommy



card



message



love

Date _____



Write the words correctly.



t s a



r k a



r t o



t k a



r g e



r k o



t l o



l t a



Date _____

Cross out the word that does not fit.

pan

kan

~~met~~

man

rak

sak

tak

rok

net

pet

nat

met

tas

tam

las

vas

rol

rok

bok

lok

mat

pap

kat

lat

reg

weg

veg

rem



Date _____

Look at the picture. Tick the word that completes the sentence.

Dit is 'n _____.

rot



mot

Dit is 'n _____.

tas



kas

Dit is 'n _____.

rak



rok

Dit is 'n _____.

vis



vat

Dit is 'n _____.

tak



tol

Dit is 'n _____.

lat



kat

Dit is 'n _____.

net



nek

Dit is 'n _____.

tas

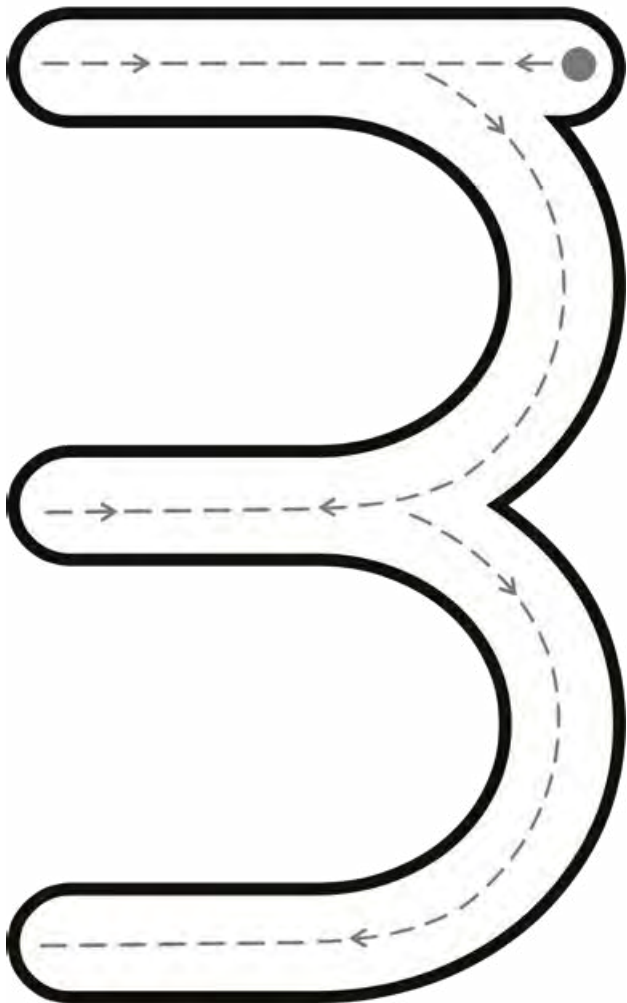
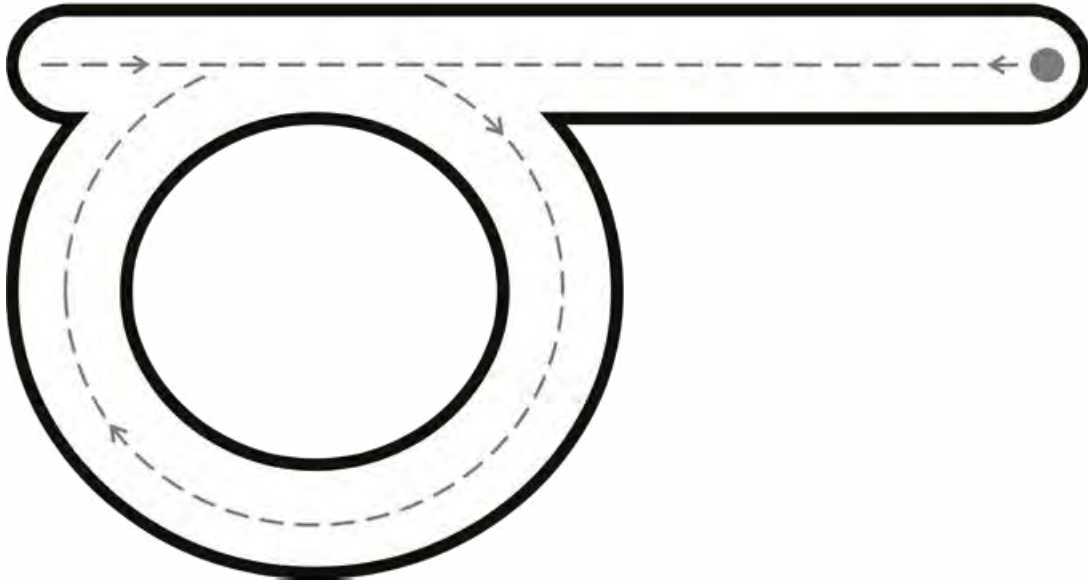


lat



Date _____

Write rainbow letters.





Date _____

Look at the picture and fill in the missing word.



Ek sien 'n tas.



Ek sien 'n _____.



Ek sien 'n _____.



Dit is _____.



Dit is 'n _____.



Dit is 'n _____.



Dit is 'n _____.

5

Ek sien 'n _____.



Date _____

Match the words and the pictures.

card

mother

message

hug



Safety in the home

Weeks 3 and 4






Town Mouse and Farm Mouse



Town Mouse went to the farm.
There were many dangers.



Farm Mouse went to the town.
There were many dangers.





Town Mouse feels safe in his own home.





Farm Mouse feels safe in her own home.





Date _____

Dangers at home!

Do not ...



touch open electric wires.



put your fingers into a plug.



use a sharp knife by yourself.



take medicine on your own.



pour boiling water by yourself.




play with matches.



Date _____



Dd



donkie





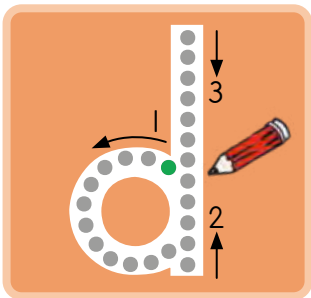


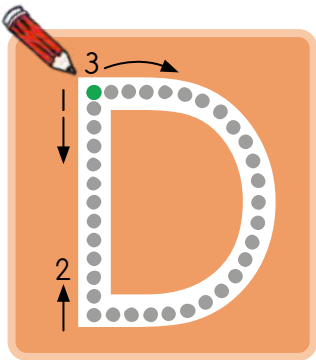
deur



duif



duim




Die duif sit op Dina se duim.



Date _____

Dangers in the kitchen

Put a cross (X) on each danger.




What could you do to make it safer?

Date _____



Build words using sounds from the octopus.



r o l

v o l

s a l

v a s

l a s

d a s

l o s

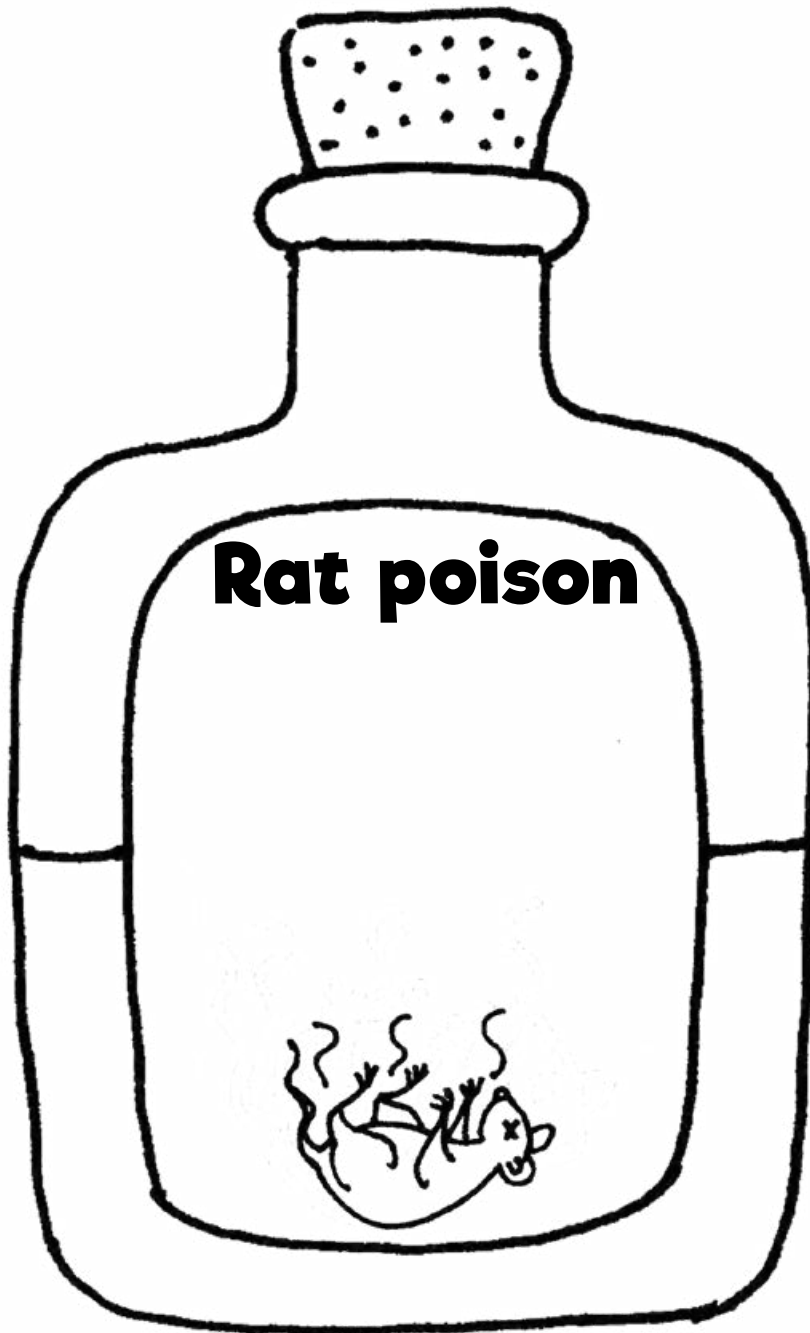

n a r



Date _____

The poison sign

Draw a poison sign on the bottle.
Colour it yellow.



U u



bus





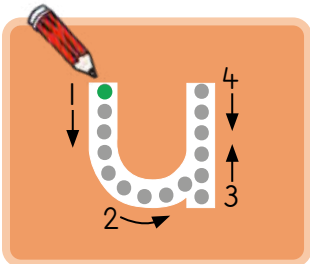


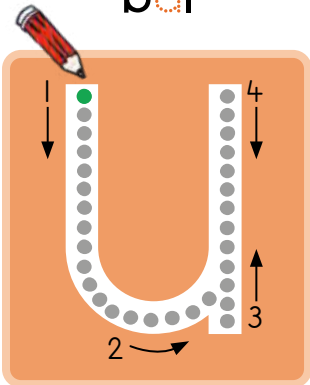
bul



put



mus



Gus en Sus sit in die bus by die kus.



Date _____

Fill in the missing letters.




_eeu



b__s



__eur



p__t



__uif



m__s



__uim



b__l

Date _____



Fill in the missing words.


safe

home

Town

Farm



 _____ mouse
is s _____ at
h _____.

F _____ mouse
is s _____ at
h _____.





Date _____

Write the words correctly.



dsa



vta



blu



ptu



bsu



rto



msu



vsi

Date _____

4



Cross out the word that does not fit.

kat

gat

~~met~~

mat

wal

mal

wel

bal

bek

rek

hok

gek

wag

weg

sag

lag

bom

som

kom

kam

wol

kol

tel

tol

bok

buk

rok

hok



Date _____

Look at the picture. Tick the word that completes the sentence.

Dit is 'n _____.

deur



duif

Dit is 'n _____.

bus



mus

Dit is 'n _____.

vat

5

vyf

Dit is 'n _____.

vis



vet

Dit is 'n _____.

donkie



duim

Dit is 'n _____.

bul



put

Dit is 'n _____.

rak



rot

Dit is 'n _____.

rok

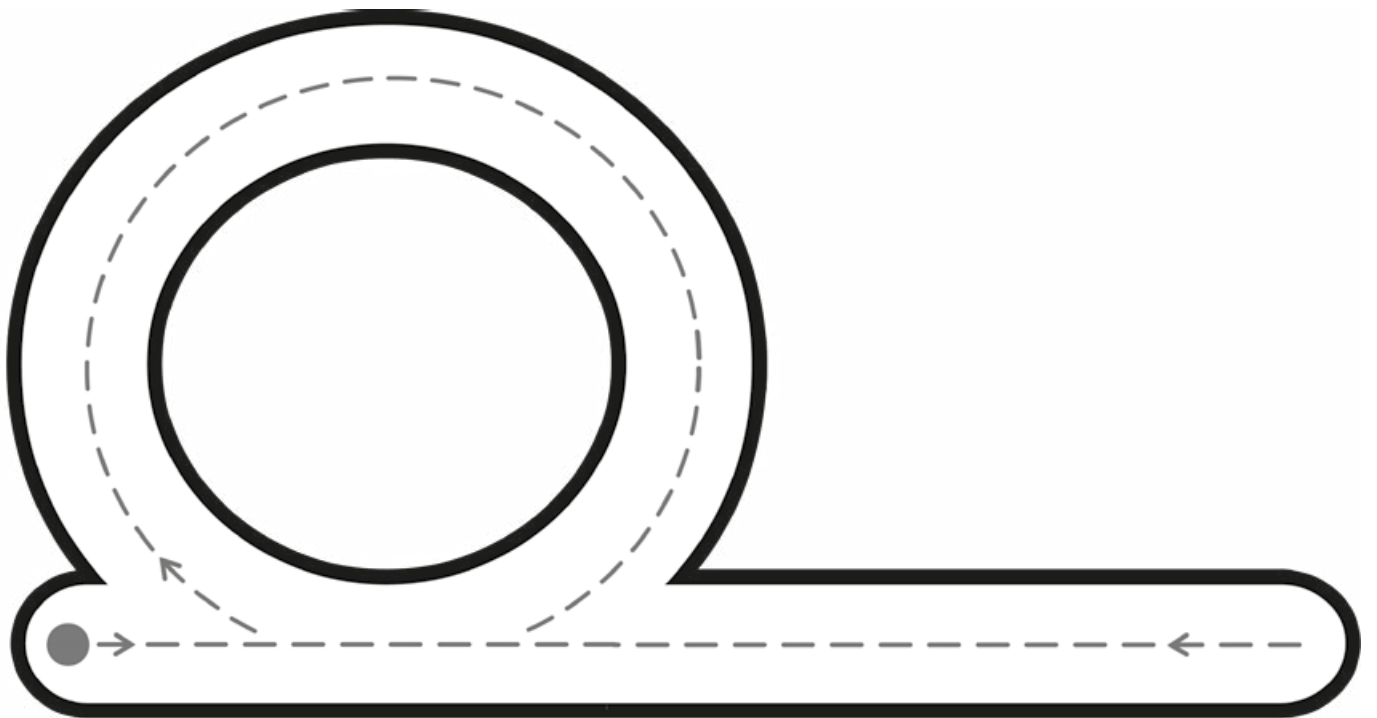
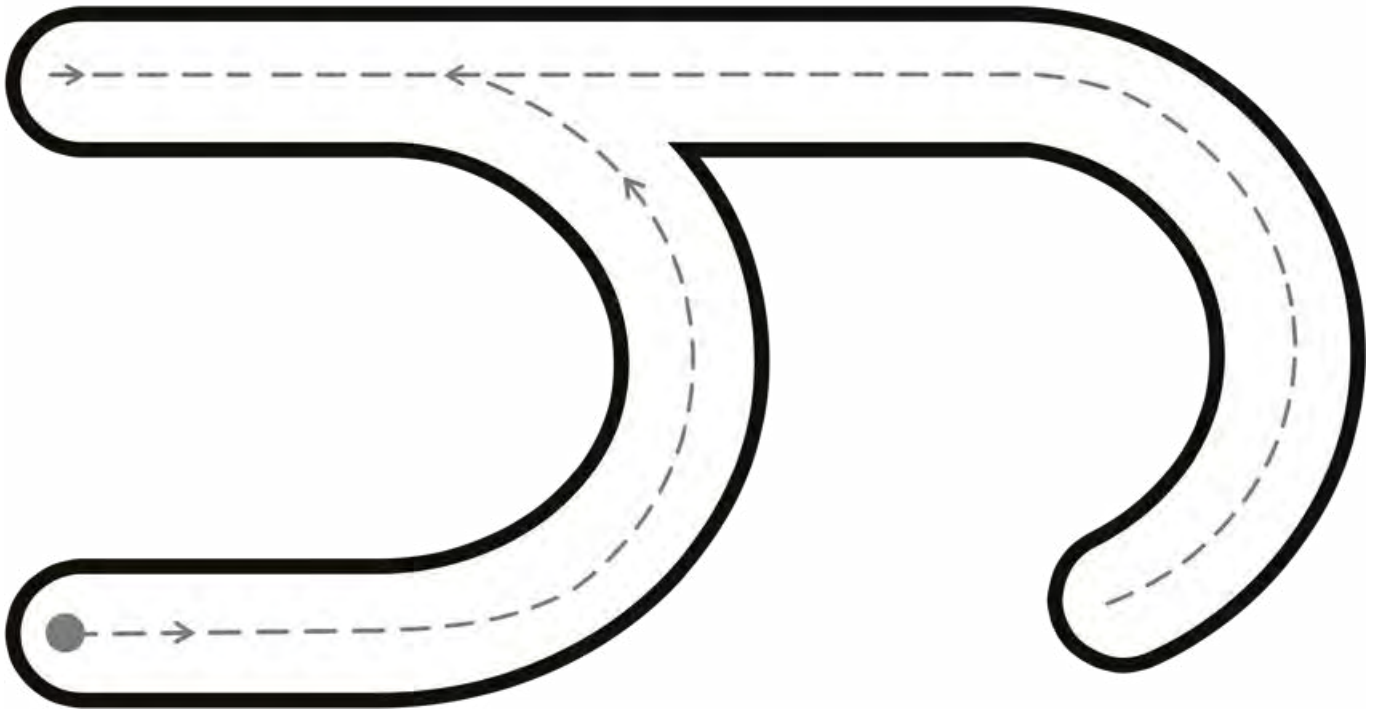


rot



Date _____

Write rainbow letters.





Date _____

Look at the picture and fill in the missing word.



Ek sien 'n  rot _____.



Ek sien 'n _____.



Ek sien 'n _____.



Ek sien 'n _____.



Ek sien 'n _____.

5

Ek sien 'n _____.



Ek sien 'n _____.



Ek sien 'n _____.



Date _____

Read and write the words.



plaas: _____

veilig: _____

dorp: _____

gevaar: _____

huis: _____



duif: _____

bus: _____

deur: _____

bul: _____

das: _____

put: _____



Vain Mr Rooster

Mr Rooster was vain.





Mrs Cat went to town.





Mr Rooster was home alone.
Someone knocked.





Mr Rooster began to open the door.




What happened next?



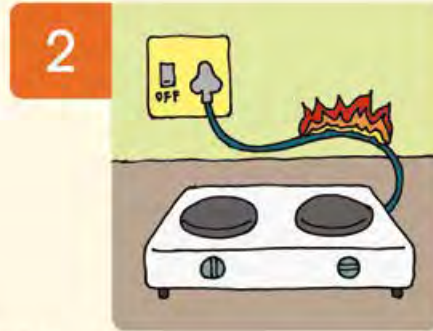
Date _____

Fires at home

There are four different kinds of fires.




Furniture, curtains or bedding can catch fire. Use water to put the fire out.



Electric wires can catch fire. Turn off the power.



Cooking oils can catch fire. Cover the pan with a wet towel or blanket.



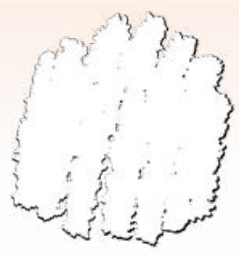
Petrol or paint can catch fire. Water cannot put out this fire. Use a fire extinguisher.

If there is fire, get outside and stay outside.
Shout "Fire!"

Date _____



W w



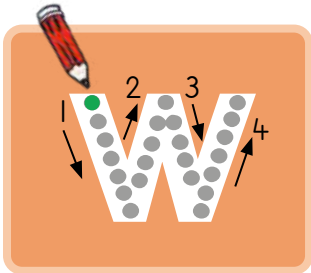

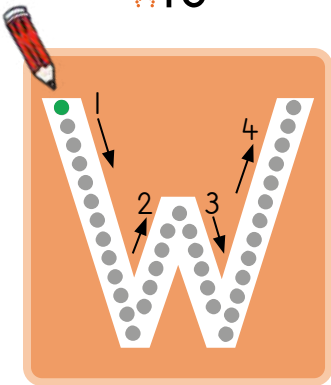
wit



wal



wes



~~W~~allie is 'n ~~w~~it hond.



Date _____

Emergency numbers

Fill in these emergency numbers. Practice using each number on this phone.


Emergencies:

Police

Fire

Ambulance


Mom or Dad



Date _____



Build words using sounds from the octopus.



v o l

l a s

r o l

w a l

w o l

d a l

l o s


s a l



Date _____

What would you do?

Talk about each picture. What would you do if you saw this?



Date _____




Bb



bal





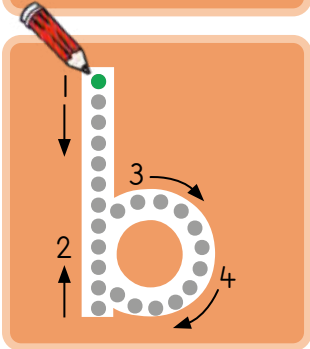


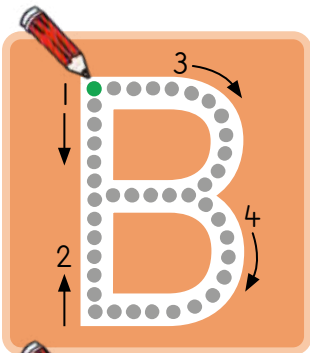
bed



bok



bak




Die bok eet die bak.



Date _____

Caterpillar word game


Choose, move, say.



Date _____



Fill in the missing letters.




_w_it



__al



__ok



__ol



__yl



__ak



__al



__ed



Date _____

Fill in the missing words.

strange



alone

door

knock



Mr Rooster was home  _____.

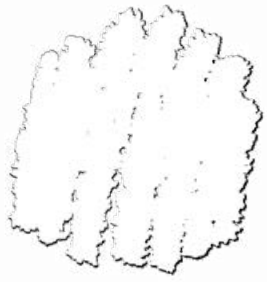
There was a  _____ at the  _____.

It was a  _____.

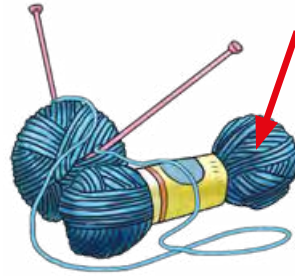


Date _____

Write the words correctly.



wti



wlo



wla



bka



bde



bla



bko



bly



Date _____

Cross out the word that does not fit.

pan

kan

~~met~~

man

kyk

rys

ryk

kyk

pen

wen

ken

kan

ys

lys

wys

byt

pas

lat

kas

las

lap

pap

sap

pak

sop

kop

rok

pop



Date _____

Look at the picture. Tick the word that completes the sentence.

Dit is 'n _____.

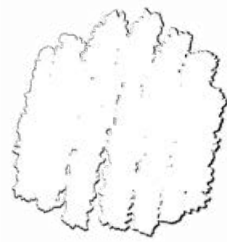
bal



bul

Dit is _____.

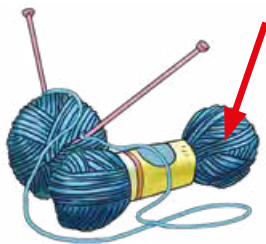
wig



wit

Dit is _____.

wes



wol

Dit is 'n _____.

val



vat

Dit is 'n _____.

bak



bok

Dit is 'n _____.

byl



pyl

Dit is 'n _____.

bas



das

Dit is 'n _____.

rok

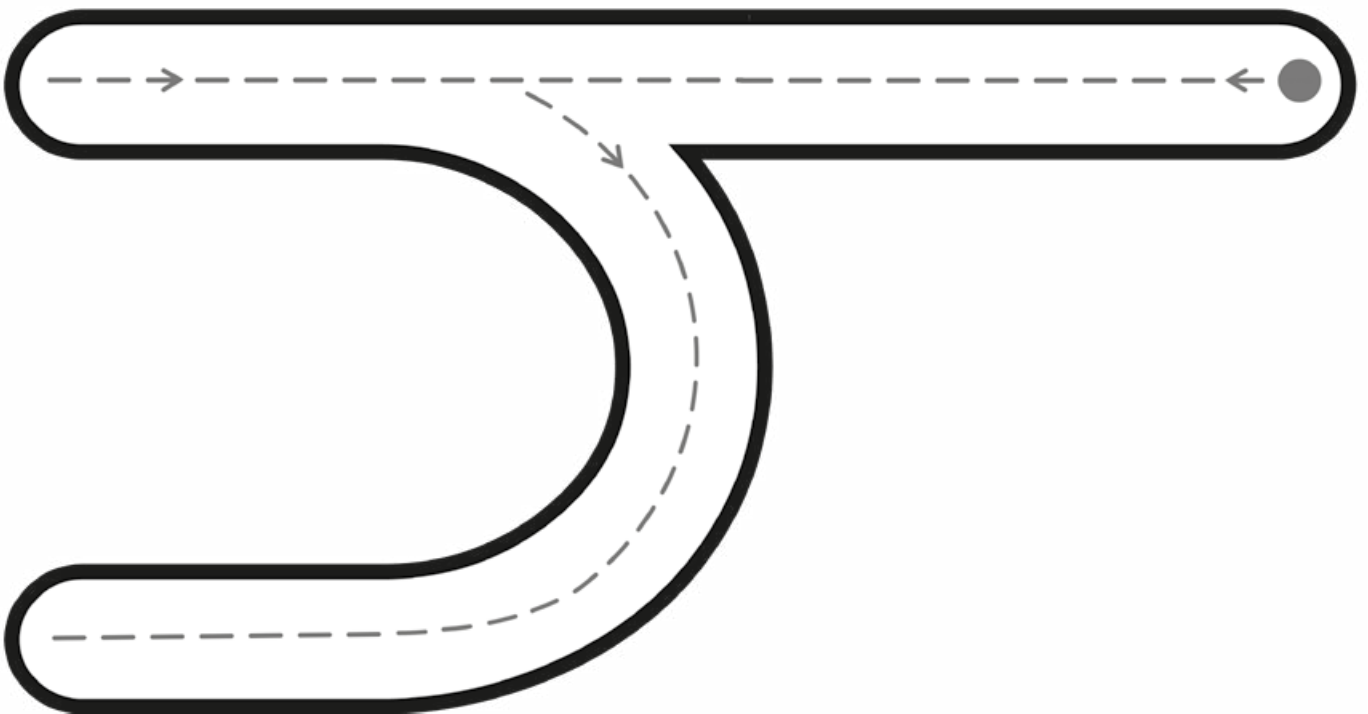
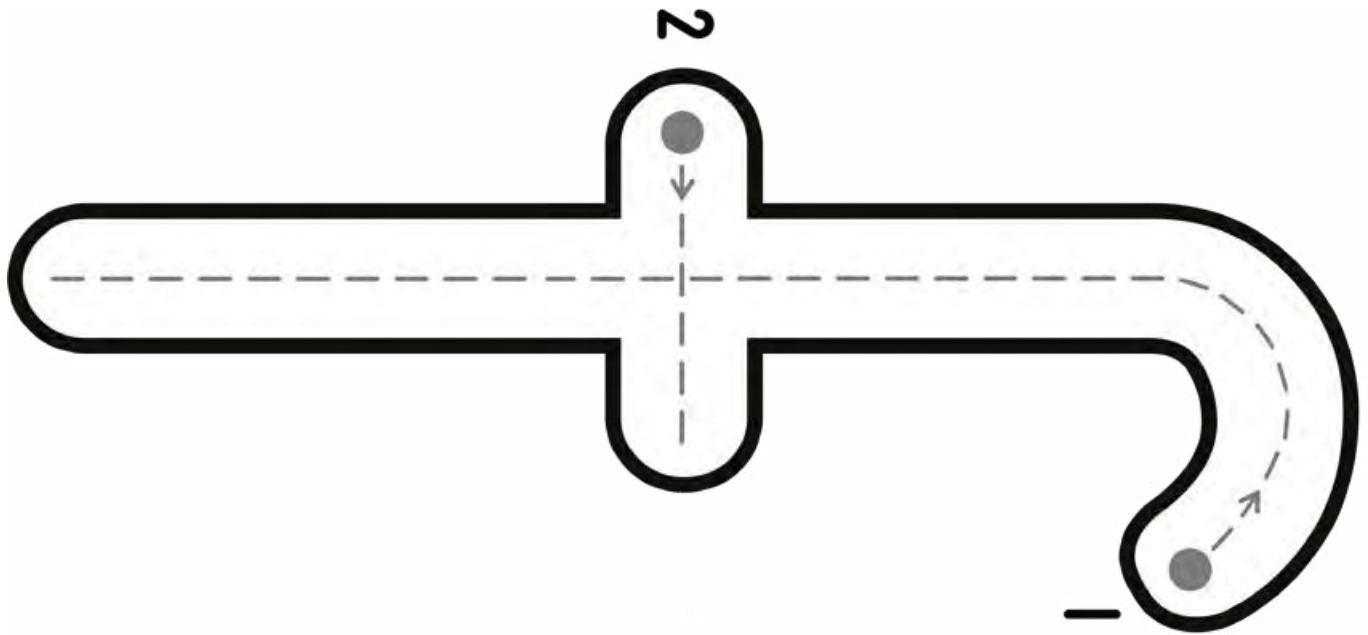


rak



Date _____

Write rainbow letters.





Date _____

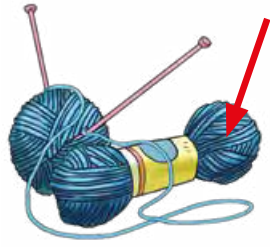
Look at the picture and fill in the missing word.



Ek sien 'n bal.



Ek sien 'n _____.



Ek sien _____.



Ek sien 'n _____.



Dit is 'n _____.



Ek sien 'n _____.



Dit is 'n _____.



Ek sien 'n _____.



Date _____

Read and write the words.



alleen: _____ maak oop: _____

deur: _____ klop: _____

vreemdeling: _____



wal: _____

bak: _____

wit: _____

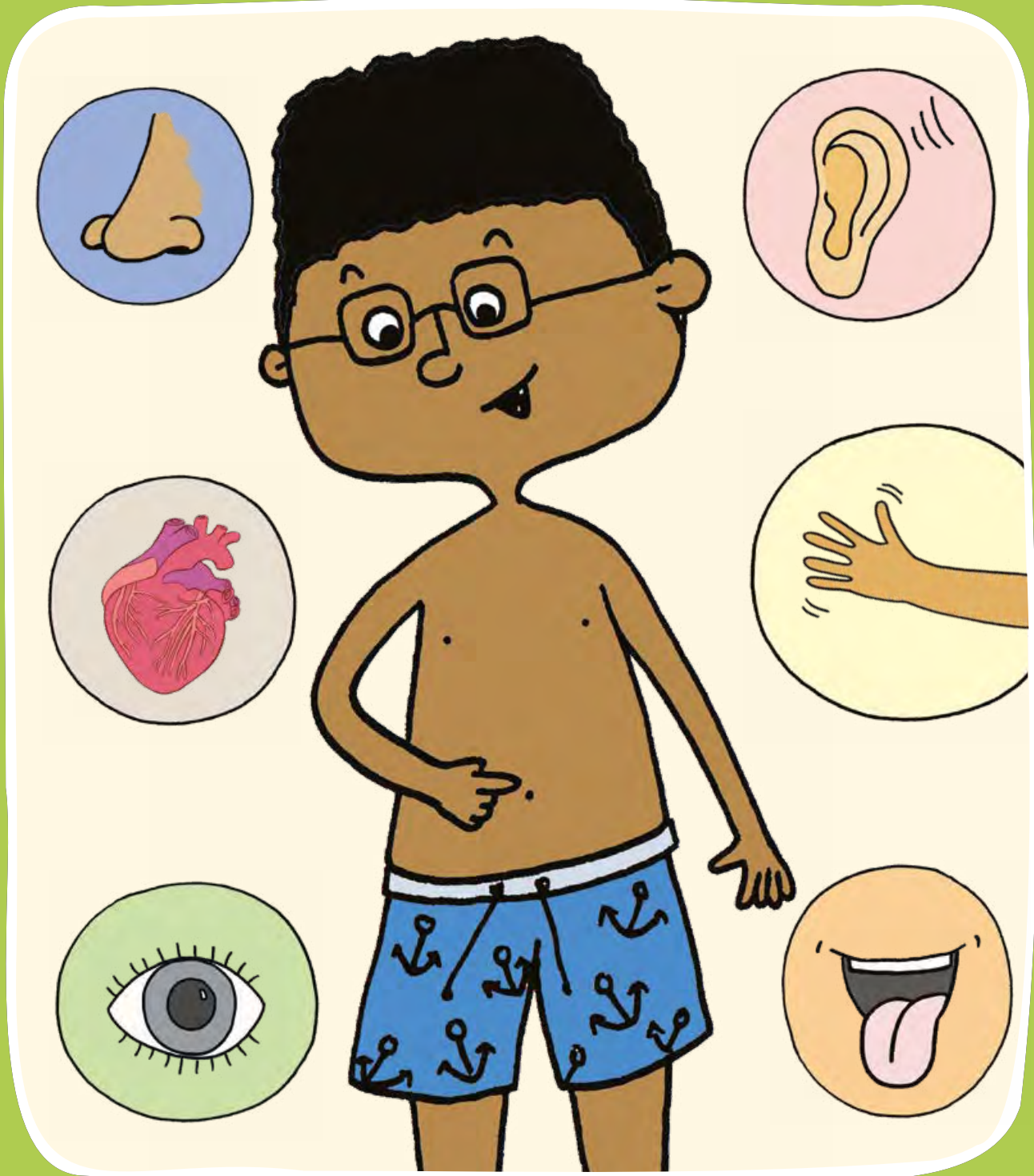
bed: _____

wol: _____

bul: _____

My body

Weeks 5, 6 and 7





Different bodies



Some scorpions have 12 eyes.



A snake has 2 eyes.



Some sharks have 300 teeth.



A hyena has 32 teeth.



A cheetah has small ears.



An impala has large ears.



An eagle has two legs.



Children also have two legs.



Date _____

My amazing body



Our bodies have four main parts.

- head
- torso
- legs
- arms

Mm



muis

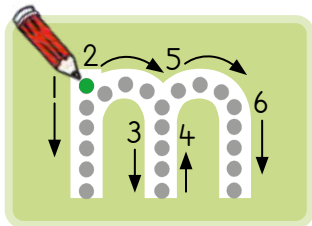


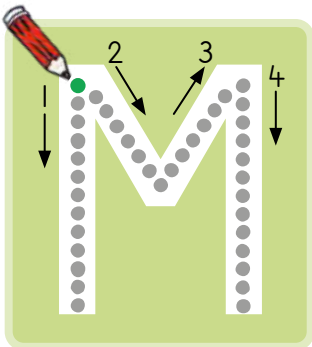
man



malvalekker



roomys



Melanie se mooi muis hou van roomys.



Date _____

Parts of my body

Your teacher will read the words. Draw a line from the word to the part of the body.

1 head

6 hand

2 shoulder

7 elbow

3 wrist


8 knee

4 calf

9 thigh

5 ankle


10 foot



Date _____



Build words using sounds from the octopus.



j a g

v a s

v a k

j a s

v o g

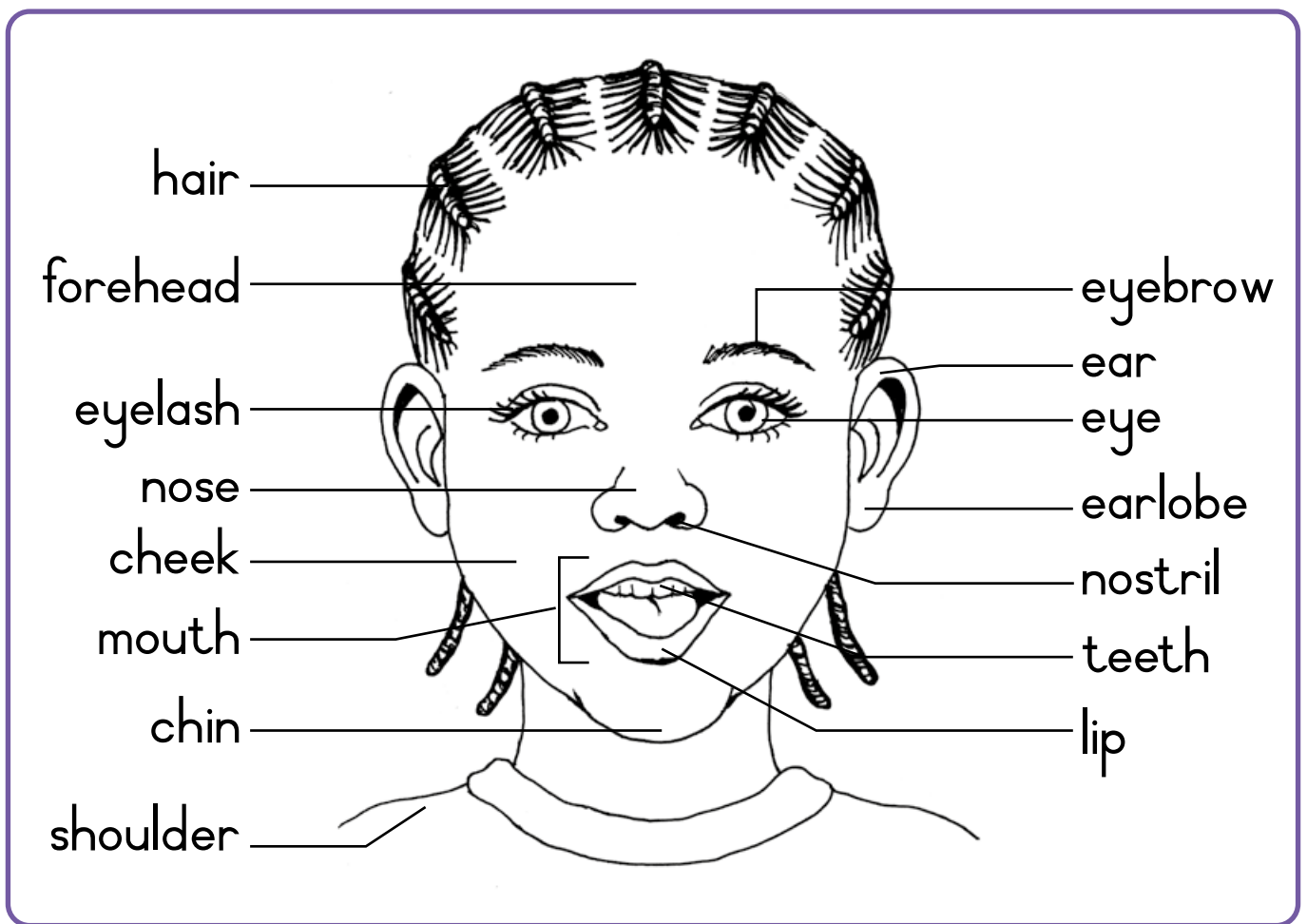
j o k



Date _____

My face

- Read the labels with your teacher.
- Point to the places on your own face as you say each word.



Date _____



Pp



pot





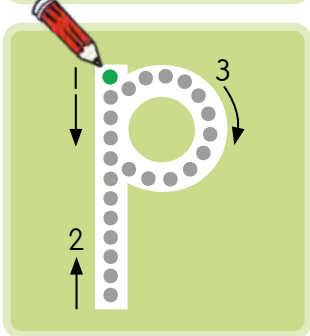


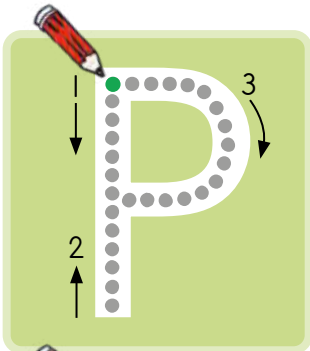
pop



pet



pad




Pam het 'n pienk pop.



Date _____

Fill in the missing letters.



 pot



___at



___et



___an



___el



___ol



___et



___al



Date _____

Fill in the missing words.

legs

eyes

bodies

ears

arms

Scorpions have eight _____
and twelve _____.



Human _____

have two _____,

two _____ and

two _____.



Date _____

Write the words correctly.



vlo





pda



vle



vla



mse



vte



vta



ppo




Date _____

Write the word next to the picture.



pot















Date _____

Circle the correct word. Write the sentence below.

Dit is my	hond. vet. <u>kat.</u>	
-----------	------------------------------	---

 Dit is my kat.

Ek dra my	pot. pop. pet.	
-----------	----------------------	---

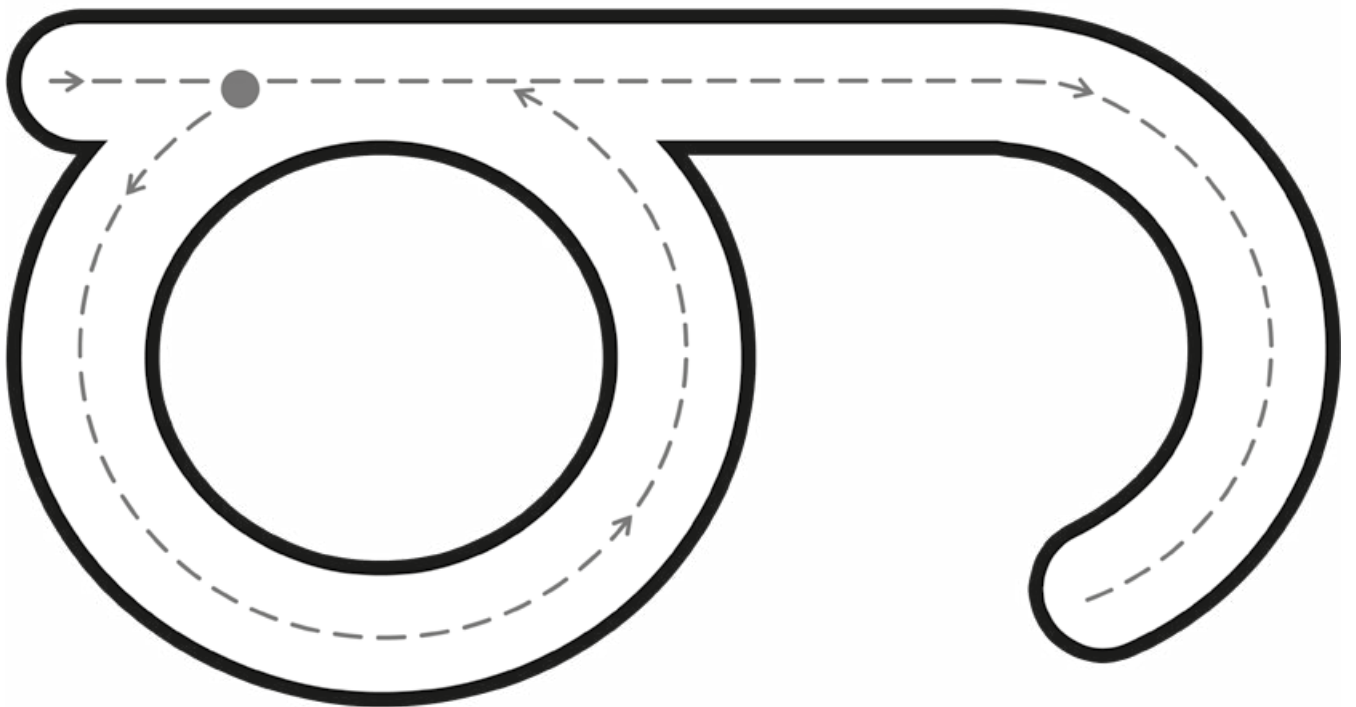
Ek sien 'n kind	tel. vol. val.	
-----------------	----------------------	---

Date _____

6



Write rainbow letters.





Date _____

Write your own sentences.



vet



pet



mes



Date _____

Read and write the words.



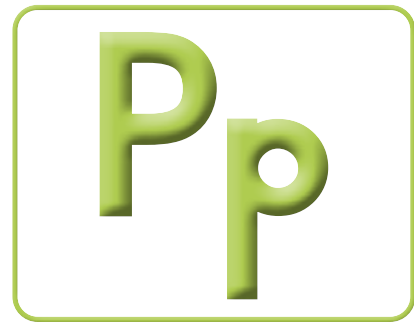
oë: _____

tande: _____

bene: _____

ore: _____

liggame: _____



man: _____

pop: _____

mes: _____

pet: _____

mat: _____

pot: _____



Paul breaks his arm

Paul fell and hurt his arm.






Paul went to the hospital.



Paul had an X-ray. The bone in his arm was broken.



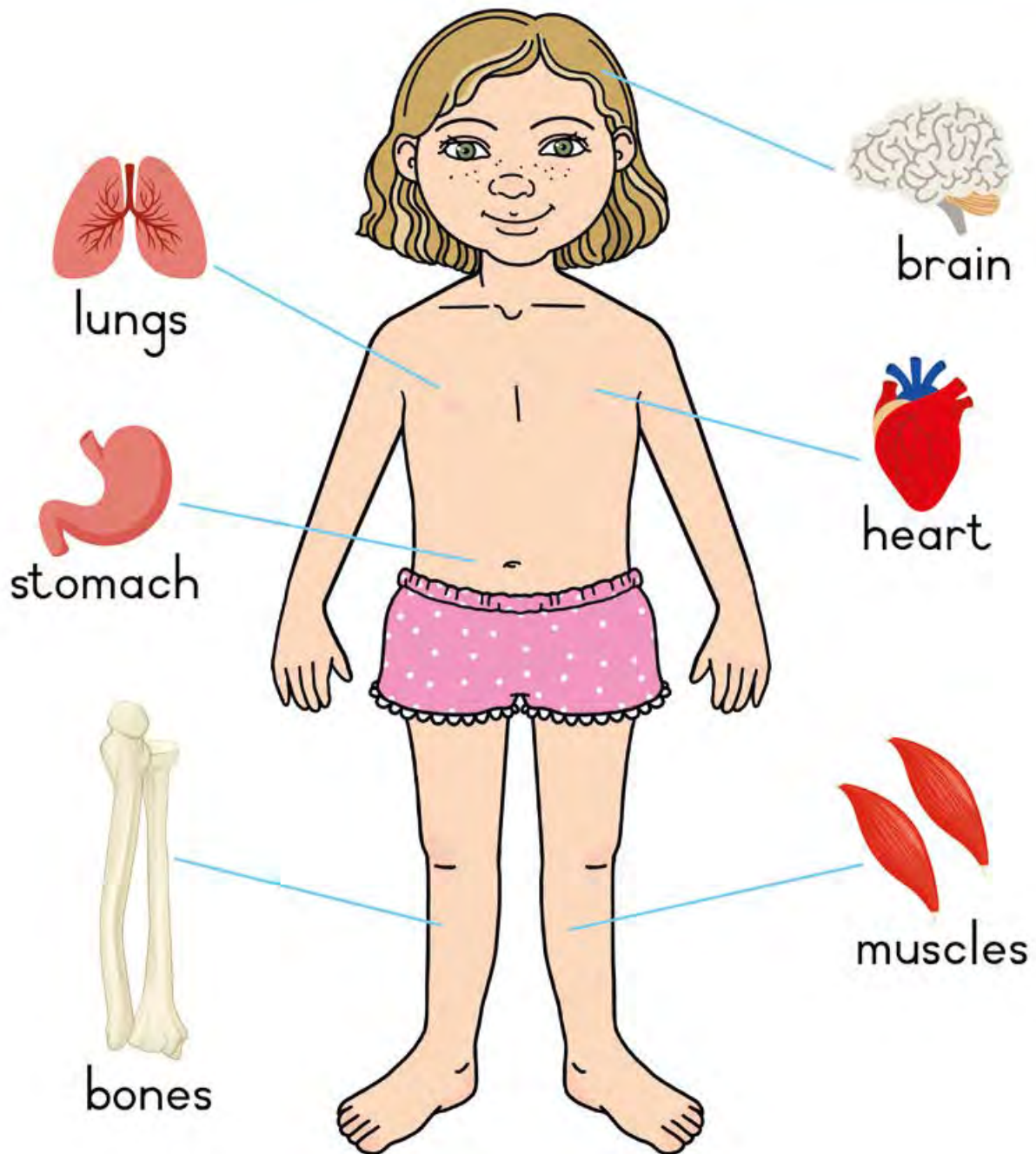


Paul's arm is in plaster.



Date _____


Inside my body



Date _____



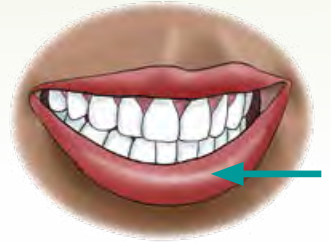
I i





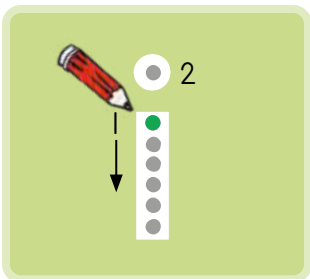


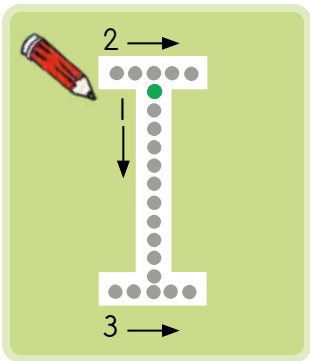
pit



kis



lip



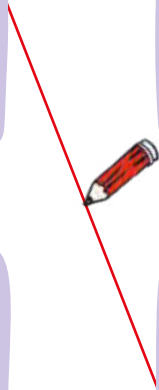
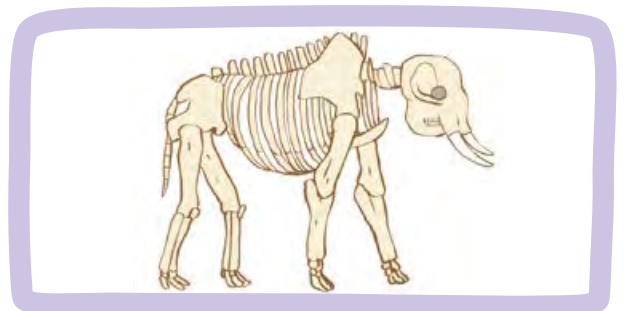

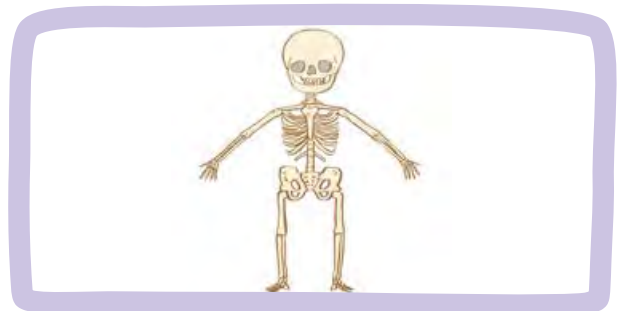


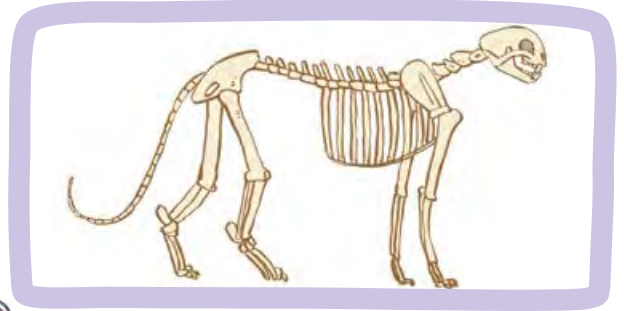
Is hy op sy lip gepik?




Date _____

Identify skeletons

Name each creature. Draw a line to the skeleton.



Build words using sounds from the octopus.



b y l

p o p

r o l

w e l

w o l

b e l

p y l

w e b



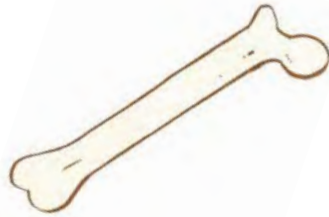
Date _____

Outside and inside our bodies

Write the names in the correct column.



hair



bone



nose



lungs



blood



eye



mouth



heart

Inside	Outside

Ff



foto





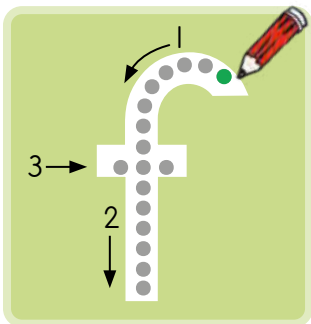


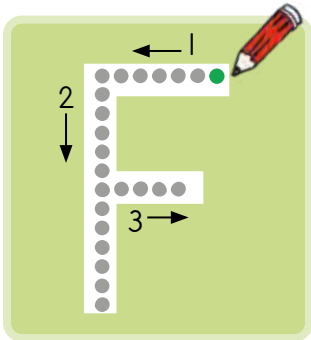
fiks

5

vyf



fyn




Fikse Fanie is op die foto.



Date _____

Fill in the missing letters.



p _ t



l _ g



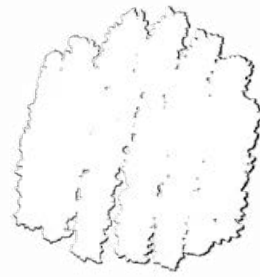
k _ s



v _ s



s _ t



w _ t



p _ l



p _ k

Date _____



Fill in the missing words.

hurt

bone

arm

broken

X-ray



1 Paul **h**_____ his **a**_____.

2 Paul had an **X**_____.

3 His **b**_____ was **b**_____.



Date _____

Write the words correctly.




pki



vsi




ksi



wti



pli



pti



lgi




sti



Date _____

Write the word next to the picture.







Date _____

Circle the correct word. Write the sentence below.

My hond kan	hek.	 hap.	hak.	
-------------	------	--	------	---

 My hond kan hap.

Dit is my	hond.	hen.	hak.	
-----------	-------	------	------	--

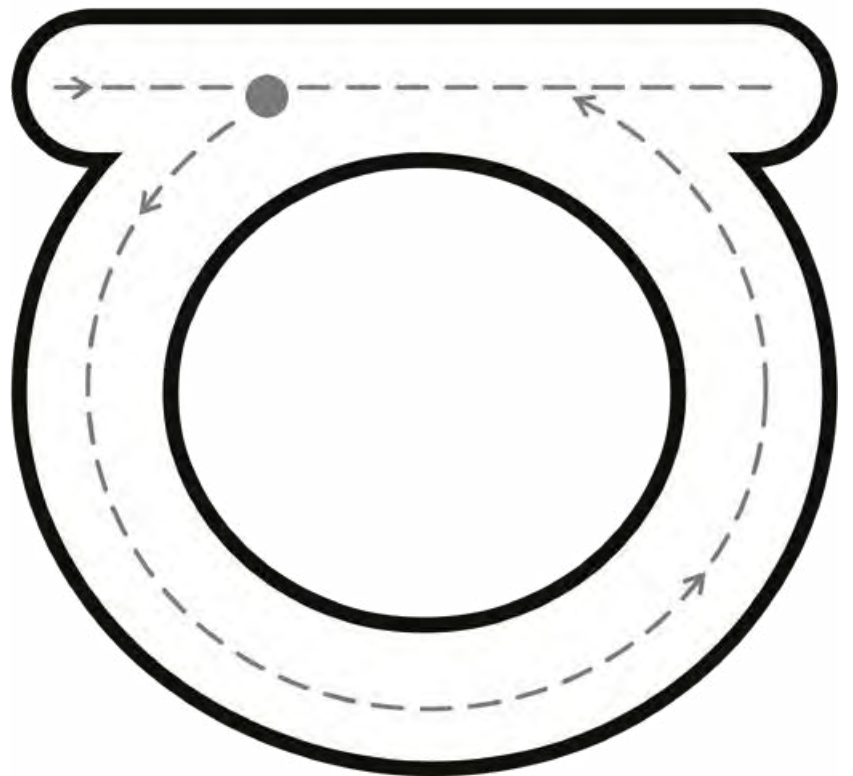
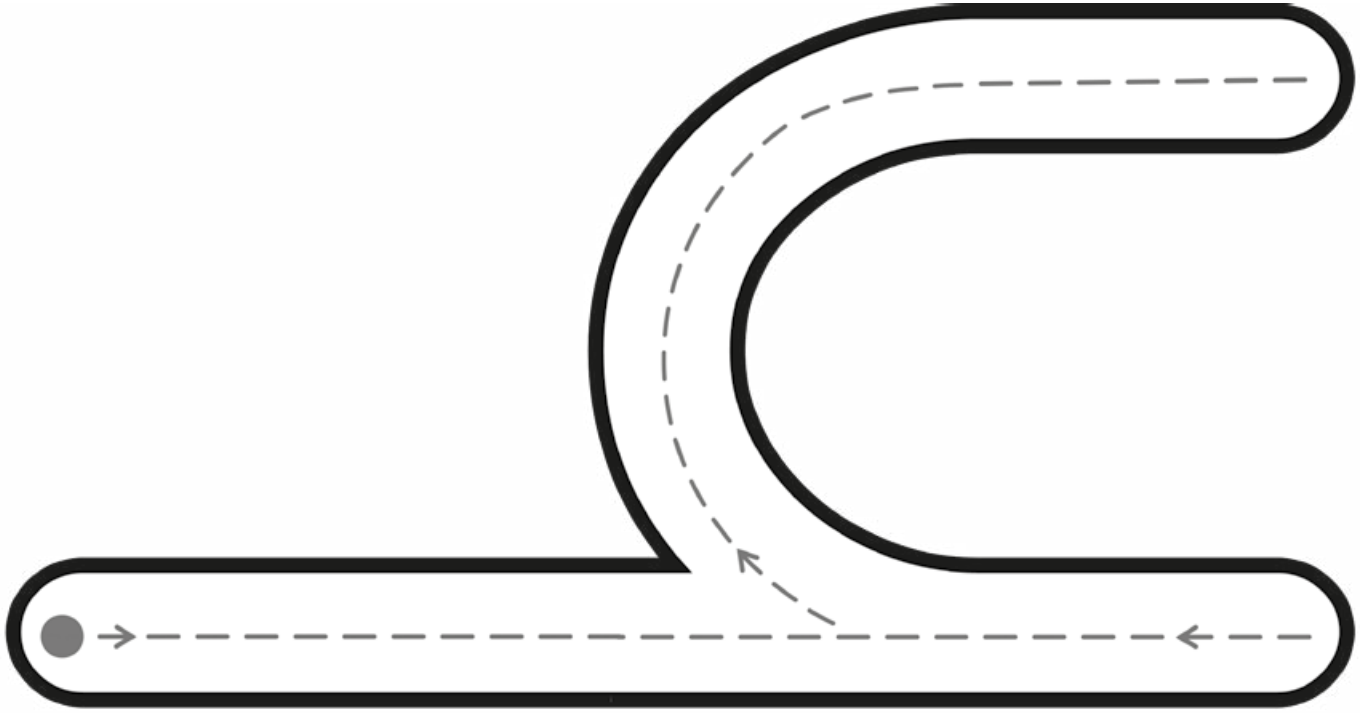
Ek kan	hop.	hap.	hok.	
--------	------	------	------	---

Hy sit op die	hen.	hok.	hek.	
---------------	------	------	------	---



Date _____

Write rainbow letters.





Date _____

Write your own sentences.



sif



fyn

5

vyf



Date _____

Read and write the words.



gebreek: _____

arm: _____

x-straal: _____

been: _____

seergekry: _____



rys: _____

sif: _____

byl: _____

vyf: _____

vyl: _____

fyn: _____



The Gingerbread Man

The Gingerbread Man smelled good.



But he ran away!



The old woman, Cow and Pig all chased the Gingerbread Man.





The Gingerbread Man saw a river.



Crocodile heard the shouting.
“I will take you across,” he said.



But Crocodile ate him all up!
He tasted good!



And that was the end of the
Gingerbread Man.



Date _____

Your senses



Sight You can see the sun and colours but you can't see in the dark!

2 **Hearing** You can hear birds and music but you can't hear a worm move!



Smell You can smell food and flowers but you can't smell colours!

4 **Touch** You can touch ice and fur but you can't touch love!



Taste You can taste sugar and salt but you can't taste the air!

Date _____



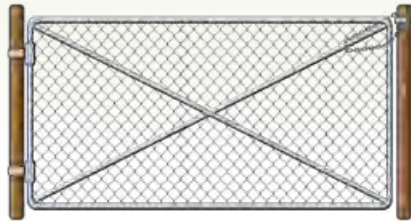
Hh



hok




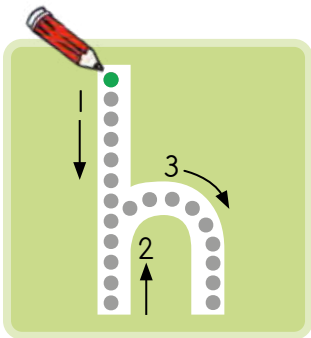


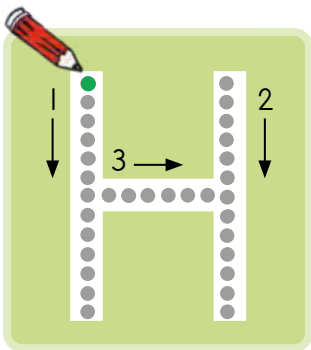
hak



hek



hen













Hou die hek oop.



Date _____

My senses


Draw a line from the sense to the part of the body.

hearing			tongue
sight			ear
smell			eye
touch			nose
taste			hand

Date _____



Build words using sounds from the octopus.



h i k

h a k

h e k

h e n

s a k

s i f



Date _____

Four tastes

Draw a line from the food to the part of the tongue where you taste it.

The diagram shows a pink tongue with four taste zones labeled: bitter (top), salty (left and right sides), sour (inner corners), and sweet (bottom). The items to be connected are: a blue bottle of medicine, a yellow bag of chips, a yellow lemon, a colorful piece of candy, a slice of chocolate cake with a cherry, a brown sausage, and a bottle of vinegar.

Date _____



Gg



g o g g a




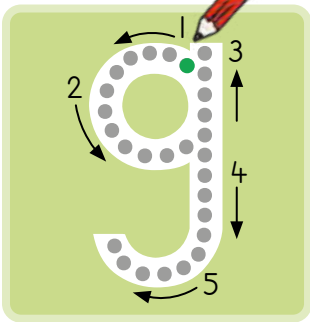

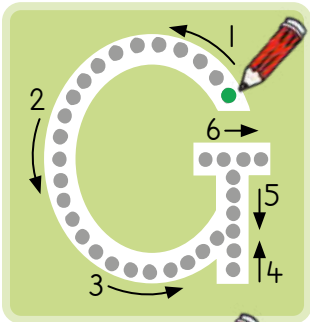
geel



groente



glas



Gawie geniet groente.



Date _____

Fill in the missing letters.



h _ _ t



b _ _ s



n _ _ l



l y _ _



s i _ _



o o _ _



v y _ _







r o _ _



Date _____

Complete the table.

	eye	
hearing	e _____	
s _____	n _____	
t _____	hand	
t _____	tongue	




Date _____

Write the words correctly.

5

vfy



htu

0

nlu



sfi



rfo



ogo



bsu



lfy



Date _____

Write the word next to the picture.
















Date _____

Circle the correct word. Write the sentence below.

Ek sien 'n	hut.	<u>fiets.</u>	kat.	
------------	------	---------------	------	---

 Ek sien 'n fiets.

Ek sien 'n	sif.	hut.	bus.	
------------	------	------	------	--

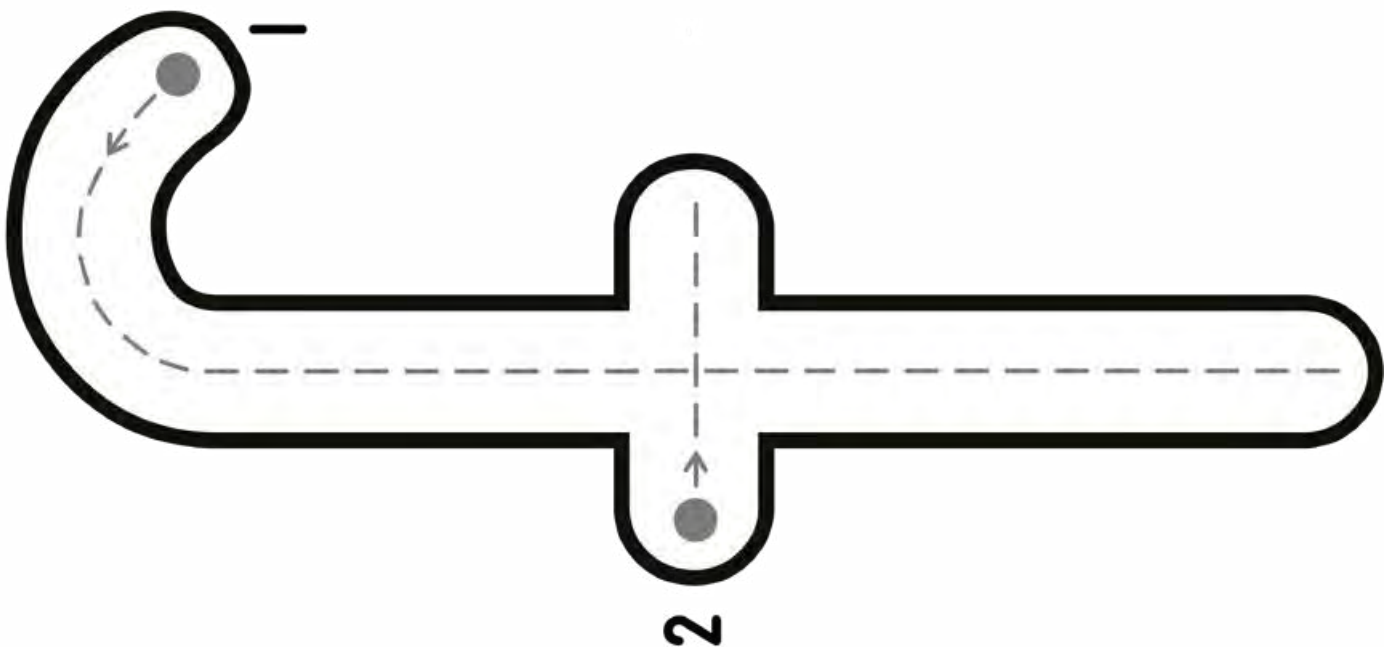
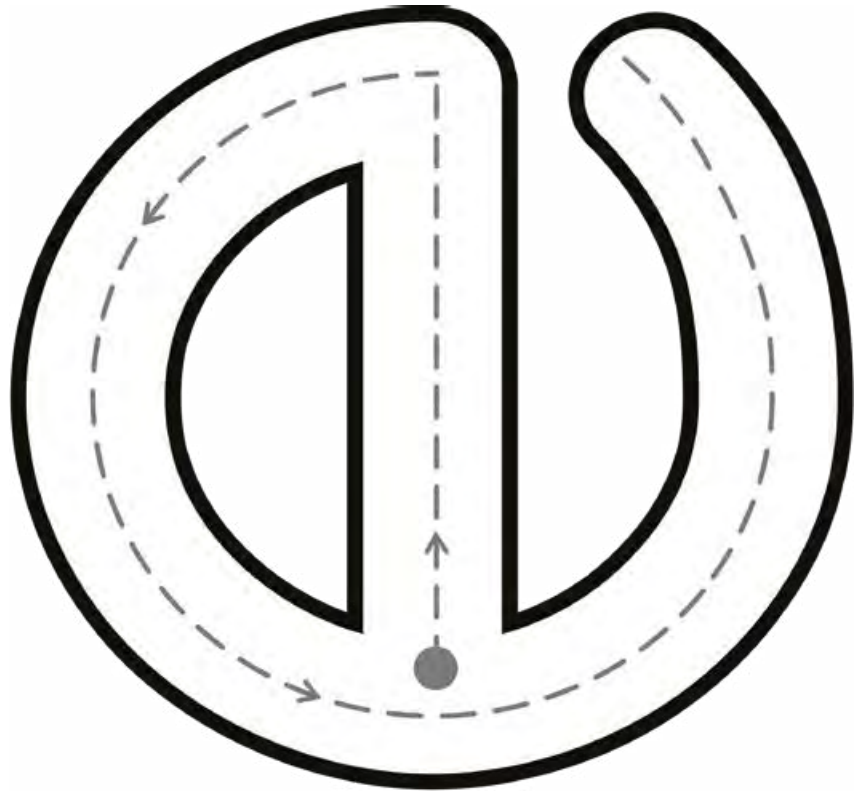
Daar is 'n	bus.	hut.	vul.	
------------	------	------	------	---

Sy dra 'n	mus.	hoed.	jas.	
-----------	------	-------	------	---

Date _____



Write rainbow letters.





Date _____

Write your own sentences.



geel



rof

5

vyf



Date _____

Read and write the words.



gehoor: _____

smaak: _____

sig: _____

tas: _____

reuk: _____

Hh

Gg

hak: _____

glas: _____

hek: _____

oog: _____

hen: _____

sag: _____

Keeping my body safe

Weeks 8 and 9





Busi and Gogo



Busi told Gogo about the germ called COVID-19. It makes people sick.



Gogo stays at home. Busi and Mom bring her groceries. They wear masks.



- Soap
- Tea
- Fruit
- Vegetables
- Bread
- Mealie meal
- Chicken
- Cleaning liquid



One day Busi will be able to hug Gogo again.




Keeping safe from germs



Wear a mask.



Wash your hands with soap to kill germs.



Keep enough distance between people.



Don't share for now.



Stay at home if you are sick.




Sneeze or cough into your elbow or a tissue.

Jj



jas





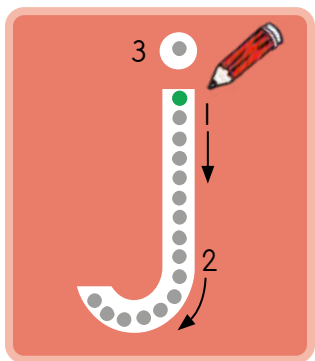



jag



jok



juk




Jan kan baie jok.

Date _____



Build words using sounds from the octopus.



j a g

v a s

v a k

j a s

v o g

j o k


Fill in the missing letters.



hut



bus



nol



loy



sil



sister



vyo



rooter



bol




oiks


Date _____



Caterpillar word game

Choose, move, say.






Date _____


Fill in the missing letters.



 m s



 yl



pi



r s



 ak



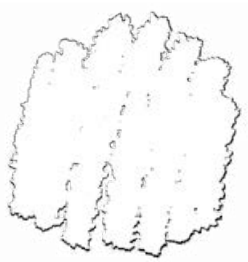
 ak



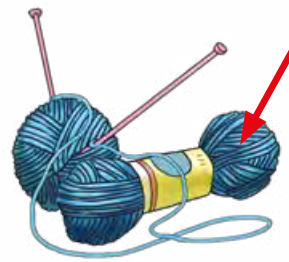
we



b s




w t



 ol

Date _____

2



Write the word. Match the word to a picture.

gesonde

siek

kiem

seep

masker

s e e p



k _ _ _ _



m _ _ _ _



s _ _ _ _



g _ _ _ _





Date _____

Write the words correctly.




rlo



bda



ppy



jga _____



fkis




rsu



hnad



trie



Date _____

Circle the picture that starts with the letter/sound in the block.

w

v

h

f

t

r

b

p

j



Date _____

Circle the correct word. Write the sentence below.

Ek hou van my hond. fiets. kat.



Ek hou van my fiets.

Ek kan rol. sit. dans.



Dit is 'n bus. hond. vis.



Hy dra sy skoene. hoed. jas.

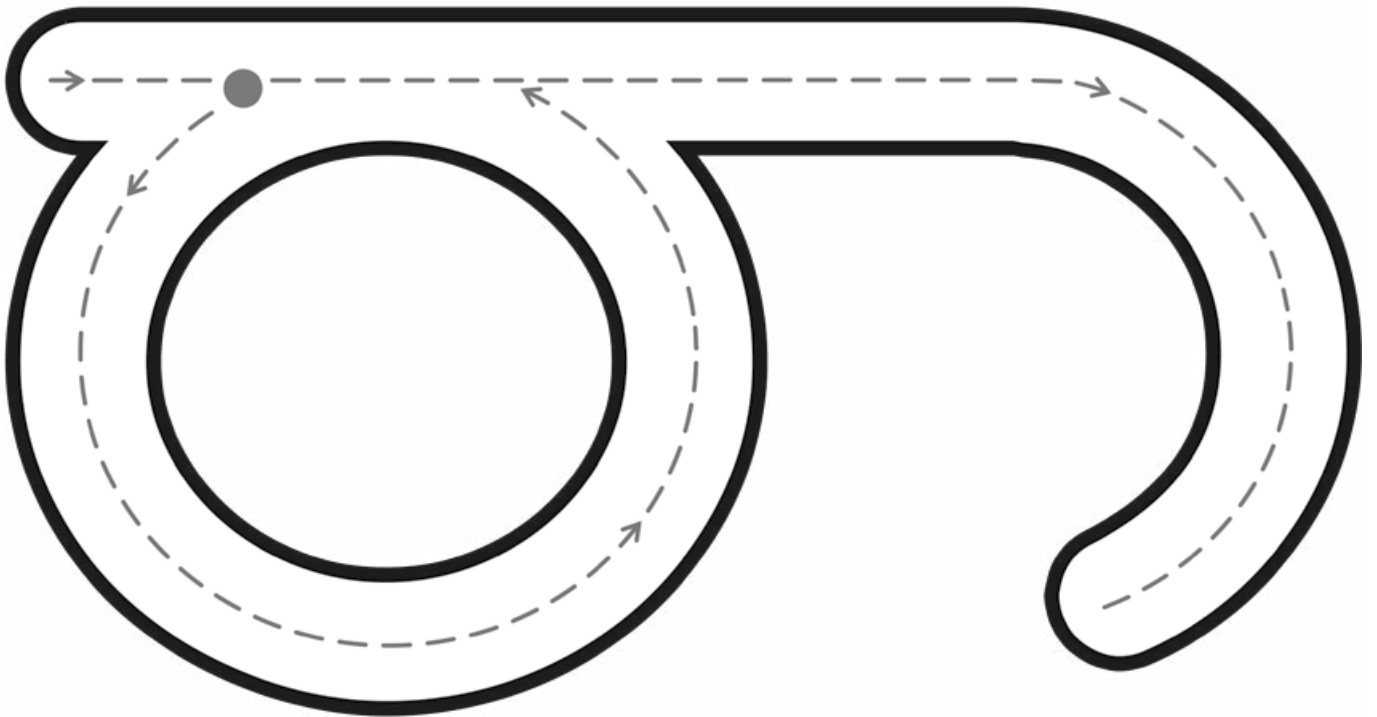



Date _____

6



Write rainbow letters.





Date _____

Write your own sentences.




lag



hok



fyn



Date _____

Read and write the words.



masker: _____

kiem: _____

siek: _____

vars: _____

seep: _____

Jj

jas: _____

jag: _____

jok: _____



juk: _____




9

Date _____

Colour in.





Use the pictures to complete the sentences.

Die  hou van die  .



Die kat hou van die hond.

Ek dra my  ,  en  .

Ek sien 'n  en 'n  .

Ek ry my  in die  .




Kiki

Kiki was new to the school.





But at break, some children took Kiki's lunch. They teased her and pushed her.



Kiki told Mr Maggs. Mr Maggs said it was unkind to bully Kiki.



After that, Kiki said No! to the bullies.



She also made a new friend.



Date _____

Our class's anti-bullying rules



1. We will not bully others. We will not tease or hurt someone on purpose.



2. We will try to help children who are bullied. We will speak up or get adult help.

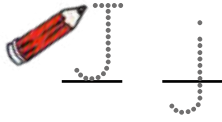


3. We will try to include children who are left out.

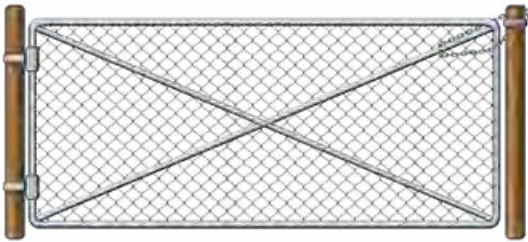


4. We will treat each other with respect and kindness.

Look at the picture. Write the capital and small letter of the first sound/letter of each word.



.....



.....



.....



.....



.....



.....

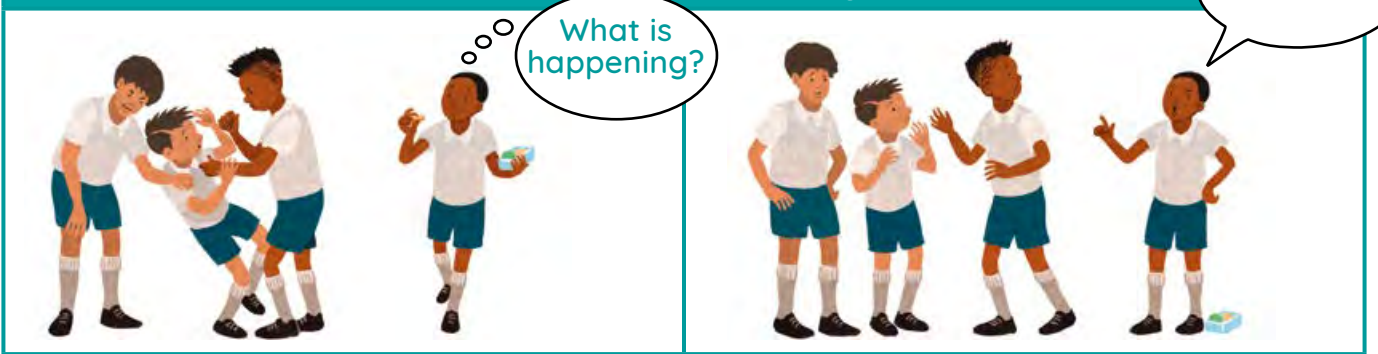


Date _____

Problem solving

What should they say?

What should Mamello say?



What should Princess say?




What should Thabo say?



Date _____



Build words using sounds from the octopus.



v i s

k i s

m u s

j u k

f i k s

i s

Write the word next to the picture.



.....

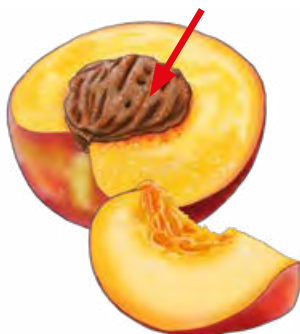
.....





.....

.....






.....

.....

Date _____



Fill in the missing letters.



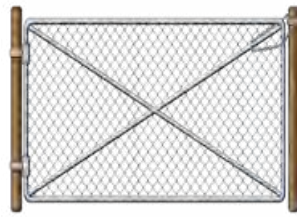
bus

5

__yf



l__g



__ek



__oto



__el



__op



r__s



Date _____

Fill in the missing words.

welcome unkind tease push bully

1 I will not b_____
other children.



2 I will w_____
new children.




3 I will not t_____
children or call them names.



4 I will not be u_____
to other children.

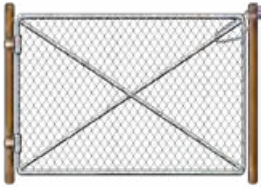


5 I will not p_____
other children in line.




Date _____

Write the words correctly.



hke



pti



rsy



hka



vgo



fny



bsa






ptu



Date _____


Circle the picture that starts with the letter/sound in the block.







Date _____

Circle the correct word. Write the sentence below.

Ek het 'n groot	<u>hond.</u>	fiets.	kat.	
-----------------	--------------	--------	------	---

 Ek het 'n groot hond.

Die hen sit op die	bed.	dak.	hek.	
--------------------	------	------	------	--

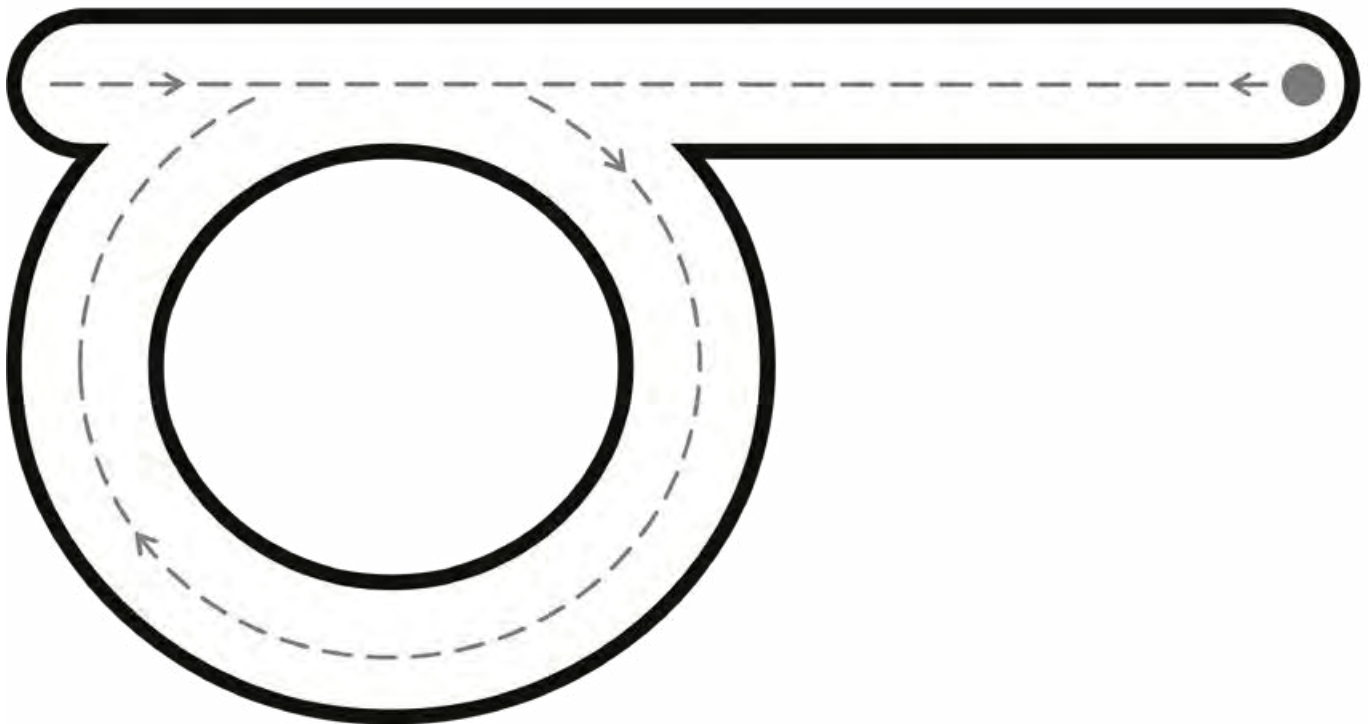
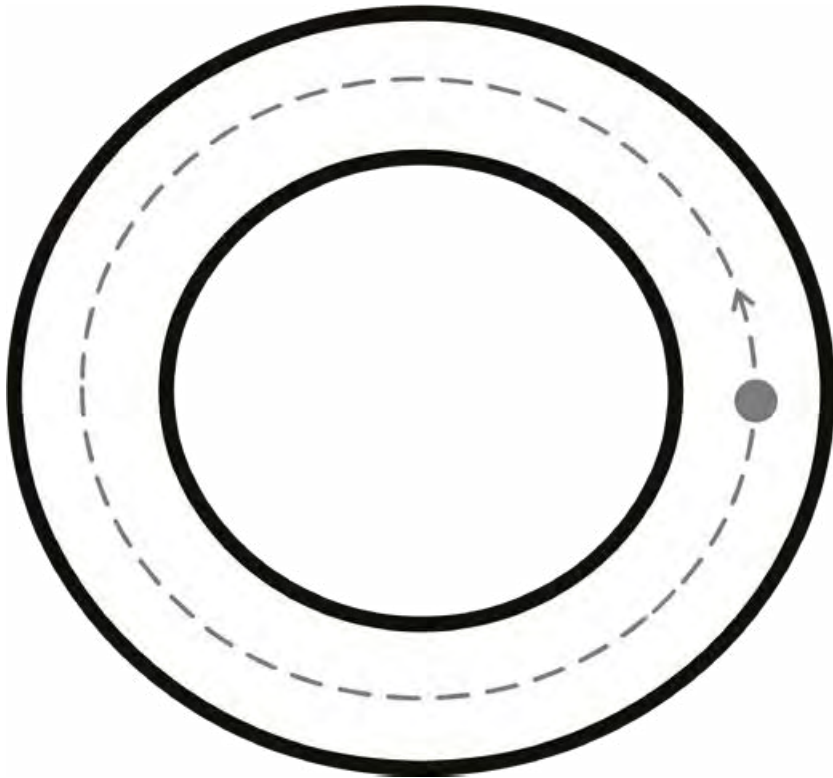
Dit is my	tol.	pop.	vis.	
-----------	------	------	------	---


Hy wys na sy	vel.	hoed.	jas.	
--------------	------	-------	------	---



Date _____

Write rainbow letters.





Date _____

Write your own sentences.



hok



bul



rys



Date _____

Read and write the words.




boelie: _____

terg: _____

stoot: _____

welkom: _____

onvriendelik: _____



vis: _____

pyl: _____


kis: _____


rys: _____

fiks: _____

vyf: _____

Cut-out pages







t

o

s


k

e

l

n

a





r

o

s


k

e

l

n

t





r

o

s


n

v

l

d

a





r

w

d


a

l

o

s

v





a

l

b


k

o

v

s

m





r

w

b

e


y

p

o

l

p





h

f

s


a

i

k

n

e





a

j

g


k

o

v

s

y





f

v

s


i

m

u

j

k





Funda Wande

Reading for Meaning

My news

Today I would like to tell you about ...



When?




Who?



Where?



What happened?



I felt ... Because ...