

Mmetse

Mathematics

3

Kotara 1 : Term 1





Kotara 1 | Term 1



**Bala
Wande**

Calculating with Confidence

Mmetse

Mathematics

Puku ya Mošomo ya Morutwana

Learner Activity Book

Sepedi | English

Tšweletšo ya puku ye ya mešomo e kgonagetše ka lebaka la tirišano ya sehlopha sa *Bala Wandu-Magic Classroom* ka therišano le sehlopha seo se netefaditšego sa go bopša ke batho go tšwa diyunibesithing tše mmalwa, mekgatlo ya mmetse ya go se laolwe ke mmušo (NGOs) le Kgoro ya Thuto ya Motheo. Didirišwa tše di tšeela mošomo woo o dirilwego ka dipukung tša mešomo tša Kgoro ya Thuto ya Motheo, dipeakanyo tša dithutišo tša go tsenelelana tše di šetšego di le gona (GPLMS, Jika iMfundo, NECT le TMU). Mapokisi a didirišwa tša Bala Wandu a ngwetšwe ka kgokagano le Jade Education. Mapokisi a neelana ka didirišwa tša boleng bja godimo tše e lego karolo ye bohlokwa ya lenaneo la go ruta le go ithuta.

The development of this workbook was carried out by the collaborative *Bala Wandu-Magic Classroom Collective team* in consultation with a reference team made up of individuals from several universities, mathematics NGOs and the Department of Basic Education. These materials draw on the DBE workbooks and existing iterations of lesson plans (GPLMS, Jika iMfundo, NECT and TMU). The Bala Wandu manipulative boxes were designed in consultation with Jade Education. The boxes provide high quality materials which are an integral part of the teaching and learning programme.

Artists: Mary-Anne Hampton, Angie Bowring and Lexi Meier

www.fundawande.org

ISBN: 978-1-998960-53-8

Version 3.0: 2025



Anyone is free to **share** (copy and redistribute the material in any medium or format) or **adapt** (remix, transform and build on the material for any purpose), provided that you credit the work as follows:
Bala Wandu, Mmetse Puku ya Mošomo ya Morutwana, Mphato 3, Kotara 1, CC BY 4.0.

You may not add terms or measures that legally restrict others from doing anything the licence permits.

For more information: <https://creativecommons.org/licenses/by/4.0/>

DITENG : CONTENTS

BEKE 1 • DIPALO TŠA GO FIHLA GO 100 WEEK 1 • NUMBERS TO 100.....	2
LETŠATŠI 1 • DAY 1 Dipalo tša go fihla go 100 Numbers up to 100.....	2
LETŠATŠI 2 • DAY 2 Palo 100 The number 100.....	4
LETŠATŠI 3 • DAY 3 Palo yeo e katološitšwego ka ma10 Expanded notation with 10s.....	6
LETŠATŠI 4 • DAY 4 Go bapetša le go beakanya dipalo go fihla go 100 Comparing and ordering numbers up to 100.....	8
LETŠATŠI 5 • DAY 5 Teefatšo Consolidation.....	10
BEKE 2 • DIPALO TŠA GO FIHLA GO 500 WEEK 2 • NUMBERS TO 500.....	12
LETŠATŠI 1 • DAY 1 Dipalo tše dikgolo go 100 Numbers greater than 100.....	12
LETŠATŠI 2 • DAY 2 Dikatišo tša 10 Multiples of 10.....	14
LETŠATŠI 3 • DAY 3 Dipalo tša go fihla go 500 Numbers up to 500.....	16
LETŠATŠI 4 • DAY 4 Dipalo tše dingwe gape tša go fihla go 500 More numbers up to 500.....	18
LETŠATŠI 5 • DAY 5 Teefatšo Consolidation.....	20
BEKE 3 • GO BAPETŠA LE GO LATELANYA DIPALO TŠA GO FIHLA GO 500 WEEK 3 • COMPARING AND ORDERING NUMBERS UP TO 500.....	22
LETŠATŠI 1 • DAY 1 Go latelanya le go bapetša dipalo Sequencing and comparing numbers.....	22
LETŠATŠI 2 • DAY 2 Go bapetša le go latelanya dipalo Comparing and ordering numbers.....	24
LETŠATŠI 3 • DAY 3 Palo yeo e katološitšwego ka ma100 Expanded notation with 100s.....	26
LETŠATŠI 4 • DAY 4 Go hlakantšha le go ntšha dikatišo tša 10 Addition and subtraction of multiples of 10.....	28
LETŠATŠI 5 • DAY 5 Teefatšo Consolidation.....	30
BEKE 4 • GO HLAkantŠHA WEEK 4 • ADDITION.....	32
LETŠATŠI 1 • DAY 1 Go hlakantšha ka hlogo Mental addition.....	32
LETŠATŠI 2 • DAY 2 Go hlakantšha ka hlogo ka go rwala Mental addition with carrying.....	34
LETŠATŠI 3 • DAY 3 Go hlakantšha ka godimo ga 100 ka go šomiša mothalopalo Addition over 100 using a number line.....	36
LETŠATŠI 4 • DAY 4 Go hlakantšha ka go šomiša mokgwa wa kholomo Addition using the column method.....	38
LETŠATŠI 5 • DAY 5 Teefatšo Consolidation.....	40
BEKE 5 • GO NTŠHA WEEK 5 • SUBTRACTION.....	42
LETŠATŠI 1 • DAY 1 Go ntšha ka hlogo Mental subtraction.....	42
LETŠATŠI 2 • DAY 2 Go ntšha ka hlogo ka go adima Mental subtraction with borrowing.....	44
LETŠATŠI 3 • DAY 3 Go ntšha ka godimo ga 100 ka go šomiša mothalopalo Subtraction over 100 using a number line.....	46
LETŠATŠI 4 • DAY 4 Go ntšha ka go šomiša mokgwa wa kholomo Subtraction using the column method.....	48
LETŠATŠI 5 • DAY 5 Teefatšo Consolidation.....	50
BEKE 6 • GO HLAkantŠHA LE GO NTŠHA WEEK 6 • ADDITION AND SUBTRACTION.....	52
LETŠATŠI 1 • DAY 1 Go hlakantšha le go ntšha ka go šomiša mokgwa wa kholomo Addition and subtraction using the column method.....	52
LETŠATŠI 2 • DAY 2 Go hlakantšha ka go šomiša mokgwa wa kholomo Addition using the column method.....	54

LETŠATŠI 3 • DAY 3	Go ntšha ka go šomiša mokgwa wa kholomo Subtraction using the column method.....	56
LETŠATŠI 4 • DAY 4	Go hlakantšha le go ntšha ka go šomiša ditsela tša go fapafapana Addition and subtraction using various strategies.....	58
LETŠATŠI 5 • DAY 5	Teefatšo Consolidation.....	60
BEKE 7 • BOTELELE WEEK 7 • LENGTH.....		62
LETŠATŠI 1 • DAY 1	Dimetara Metres.....	62
LETŠATŠI 2 • DAY 2	Disentimitara Centimetres.....	64
LETŠATŠI 3 • DAY 3	Kakanyo Estimation.....	66
LETŠATŠI 4 • DAY 4	Go šoma ka diyuniti tša botelele Working with units of length.....	68
LETŠATŠI 5 • DAY 5	Teefatšo Consolidation.....	70
BEKE 8 • MARARANTŠU LE DILO TŠA MAHLAKORETHARO WEEK 8 • WORD PROBLEMS AND 3-D OBJECTS.....		72
LETŠATŠI 1 • DAY 1	Mararantšu a go hlakantšha le go ntšha Addition and subtraction word problems.....	72
LETŠATŠI 2 • DAY 2	Mararantšu a go hlakantšha le go ntšha Addition and subtraction word problems.....	74
LETŠATŠI 3 • DAY 3	Dilo tša mahlakoretharo (go kgokologa le go thelela) 3-D objects (roll and slide).....	76
LETŠATŠI 4 • DAY 4	Go hlaloša dilo tša mahlakoretharo Describing 3-D objects.....	78
LETŠATŠI 5 • DAY 5	Teefatšo Consolidation.....	80
BEKE 9 • DILO TŠA MAHLAKORETHARO WEEK 9 • 3-D OBJECTS.....		82
LETŠATŠI 1 • DAY 1	Go aga ka dilo tša mahlakoretharo Building with 3-D objects.....	82
LETŠATŠI 2 • DAY 2	Go bapetša dilo tša mahlakoretharo Comparing 3-D objects.....	84
LETŠATŠI 3 • DAY 3	Difahlego tša dilo tša mahlakoretharo Faces of 3-D objects.....	86
LETŠATŠI 4 • DAY 4	Dilo tša mahlakoretharo 3-D objects.....	88
LETŠATŠI 5 • DAY 5	Teefatšo Consolidation.....	90
BEKE 10 • POELETŠO WEEK 10 • REVISION.....		92
LETŠATŠI 1 • DAY 1	Dipalo tša go ya go 500 Numbers to 500.....	92
LETŠATŠI 2 • DAY 2	Sekgoba le sebopego, le botelele Space and shape, and length.....	94
LETŠATŠI 3 • DAY 3	Dipatrone le dipalo tšeo di tlogetšwego Patterns and missing numbers.....	96
LETŠATŠI 4 • DAY 4	Go hlakantšha le go ntšha Addition and subtraction.....	98
LETŠATŠI 5 • DAY 5	Go hlakantšha le go ntšha Addition and subtraction.....	100
DIDIRIŠWA RESOURCES.....		102



Go šomiša Puku ya Mošomo ya Morutwana ya Bala Wande

Puku ye ya Mošomo ya Morutwana e na le mešongwana yeo e beakanyeditšwego matsatši a 50 a go ruta ka Kotara ya 1. Go na le mešongwana ya phapoši ka moka, mešongwana ka botee le dipapadi tša barutwana tša go ralokwa ka bobedi le ka dihlopha. Dikarabo tša mešongwana di ka ngwalwa ka pukung ye.

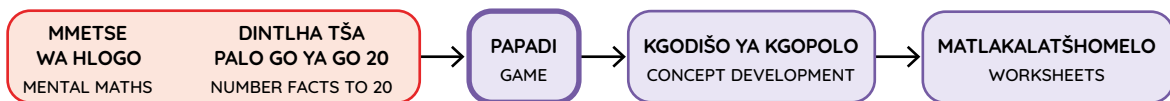
Didirišwa di tšweletšwa ka mokgwa wa malemepedi. Tshepo ya rena ke go re go tšweletša mešongwana ka maleme a mabedi go tla thuša barutwana go tlwaela mantšu a mmetse ka Leleme la Gae le ka Seisemane. Go dira ka mokgwa woo go tla thuša go tlabela barutwana ka ditlabela tša go ithuta mmetse bophelo ka moka.

Ge barutwana ba šoma mešongwana ya puku ye ya mešomo go ya ka peakanyo ya tšatši ka tšatši, ka kotara ye nngwe le ye nngwe, ba tla kgona go fetša kharikhulamo ka moka ya mmetse ya ngwaga. Re tshepa gore mešongwana ye e tla ba tsela ya go kgahliša ya go ba thuša go hwetša tsebo ya motheo ya mmetse.

Mathomo a letšatši le lengwe le le lengwe le leswa go bontšhitšwe ka sefoka se se phepholo.

BEKE • WEEK
1
LETŠATŠI 1 • DAY 1
Dipalo tša go fihla go 100
Numbers up to 100

Ka tlase ga sefoka go na le taekramo ya go ela yeo e akaretšago tatelano ya mešongwana ya letšatši.



Mmetse wa Hlogo ke mošongwana wa mathomo wa letšatši le lengwe le le lengwe. Morutiši o tla eta mošongwana wo pele.

Matlakala a mangwe ka moka ka pukung ye, a diretšwe barutwana gore a šome ka boyena goba ka dihlopha ka tlhahlo le thekgo ya morutiši. Go ka ba le matlakalatšhomelo goba dipapadi, go teefatša dikgopolo tšeo di rutilwego letšatšing leo. Dipapadi di tšweletšwa ka go šomiša dikhathune tša barutwana ba bontšha ka fao papadi e swanetšego go ralokwa ka gona.

2 Ngwala palo.
Write the number.

H	T	O
3	1	4
$300 + 10 + 4 = 314$		

Ditaelo ka moka le tshedimošo di filwe ka Sepedi tša fetolelwa go Seisemane.

Matlakalatšhomelo a barutwana a na le mohlala woo o šetšego o dirilwe (o bontšhitšwe ka mmala wo mopududu ka morago le ka phensele ye khubedu).

Letšatši la bo5 la beke ye nngwe le ye nngwe le beakanyeditšwe teefatšo le kelo.

Using the Bala Wande Learner Activity Book

This Learner Activity Book has activities planned for 50 days of teaching in Term 1. There are concept development activities, individual learner activities and games for learners to play in pairs and groups. Answers to the activities can be written in this book.

The material is presented using a bilingual format. We hope that presenting the activities in two languages will help learners to become familiar with maths words in both their home language and in English. This will equip them for lifelong learning of maths.

If learners work systematically through these workbook-style activities every day and every term, they will cover the whole maths curriculum for the year. We hope that these activities will be a fun way to help them acquire foundational maths knowledge.

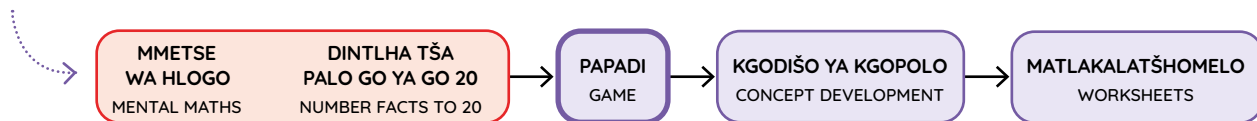
The start of each new day is shown with a purple banner.

BEKE • WEEK
1

LETŠATŠI 1 • DAY 1

Dipalo tša go fihla go 100
Numbers up to 100

Underneath the banner is a flow diagram that summarises the sequence of activities for the day.



Mental Maths is the first activity every day. The teacher will lead this activity.

All the other pages in the book are for learners to work on independently or in groups with guidance and support from the teacher. They may be worksheets or games, for consolidation of the concepts covered that day. Games are presented using cartoons of learners to show how the game should be played.

2 Ngwala palo.
Write the number.

H	T	O
3	1	4

$300 + 10 + 4 = 314$

All instructions and information are given in Sepedi with an English translation below.

Learner worksheets have a worked example (indicated by the grey background and the red pencil).

Day 5 of each week is planned for consolidation and assessment.

MMETSE
WA HLOGO
MENTAL MATHS

DINTLHA TŠA
PALO GO YA GO 20
NUMBER FACTS TO 20

PAPADI
GAME

KGODIŠO YA KGOPOLO
CONCEPT DEVELOPMENT

MATLAKALATŠHOMELO
WORKSHEETS

Papadi: Na ke ma10 a makae? Na ke metšo ye mekae?

Game: How many 10s? How many 1s?


- Šomang ka bobedi. Agang palo ka dipoloko tša lena.
Work in pairs. Build a number using your blocks.

- Na ke ma10 a makae?
Na ke metšo ye mekae?

How many 10s? How many 1s?


- Ke palo efe?

What number?



1 Hwetša dipalo tšeo di khupeditšwego ke diswantšho.

Find the numbers that these objects are covering.



1	2	3	4	5	6	7		9	10
11									
21									
31									
41									
51									
61									
71									
81									
91									

2 Tlatša dipalo ka moka ka:


Fill in all the numbers with:

masome a ma2 2 tens	masome a ma4 4 tens	masome a 8 7 ones
metšo ye me5 5 ones	metšo ye 7 8 tens	metšo ye 9 9 ones

1	2	3	4	5	6	7	8	9	10
11									
21									
31									
41									
51									
61									
71									
81									
91									

Šomiša dipoloko tša gago tša sehlopha sa lesome di go thuše go ngwala mafokopalo.

Use your base 10 blocks to help you write these number sentences.



3 Ngwala ma10 le metšo.

Write the 10s and 1s.

18	=	10	+	8
56	=		+	
21	=		+	
48	=		+	
99	=		+	

43	=		+	
27	=		+	
74	=		+	
68	=		+	
39	=		+	

MMETSE
WA HLOGO
MENTAL MATHS

DINTLHA TŠA
PALO GO YA GO 20
NUMBER FACTS TO 20

PAPADI
GAME

KGODIŠO YA KGOPOLO
CONCEPT DEVELOPMENT

MATLAKALATŠHOMELO
WORKSHEETS



10 le le tee le lekana le metšo ye lesome. Re ka bala ka ma10 le ka metšo.

One 10 is equal to ten 1s.
We can count in 10s and 1s.

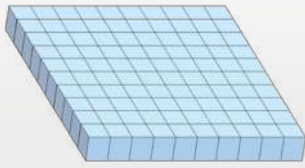


10 le le tee
one 10

=




metšo ye lesome
ten 1s



100 le le tee
one 100

=



ma10 a lesome
ten 10s

100 le le tee le lekana le ma10 a lesome. Re ka šomiša ma10 go dira 100.

One 100 is equal to ten 10s.
We can use 10s to make 100.



1 Na ke tše kae tšeo di ka dirago 100?

How much to make 100?

$10 + \underline{90} = 100$	$30 + \underline{\quad} = 100$	$60 + \underline{\quad} = 100$
$40 + \underline{\quad} = 100$	$100 + \underline{\quad} = 100$	$20 + \underline{\quad} = 100$
$90 + \underline{\quad} = 100$	$50 + \underline{\quad} = 100$	$80 + \underline{\quad} = 100$
$70 + \underline{\quad} = 100$	$0 + \underline{\quad} = 100$	

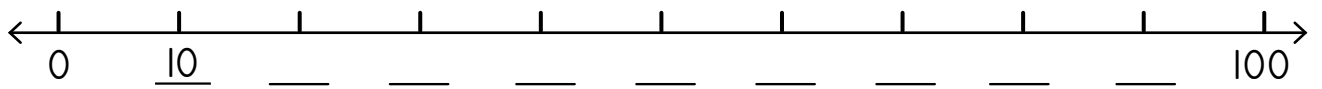
2 Feleletša mafokopalo.

Complete the number sentences.

$10 + 40 = \underline{50}$	$100 - 60 = \underline{40}$	$50 + 30 = \underline{\quad}$
$30 - 10 = \underline{\quad}$	$20 + 70 = \underline{\quad}$	$90 - 50 = \underline{\quad}$
$30 + 70 = \underline{\quad}$	$100 - 20 = \underline{\quad}$	$10 + 80 = \underline{\quad}$
$70 - 30 = \underline{\quad}$	$60 + 40 = \underline{\quad}$	$60 - 10 = \underline{\quad}$

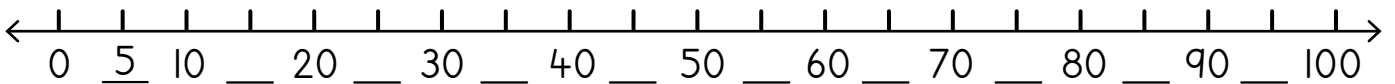
3 Bala ka ma10. Tlatša mothalo palo.

Count in 10s. Label the number line.



4 Bala ka bo5. Tlatša mothalo palo.

Count in 5s. Label the number line.



5 Feleletša mafokopalo.

Complete the number sentences.

$10 + 5 = \underline{15}$	$30 - 5 = \underline{25}$	$40 + 5 = \underline{\quad}$
$70 - 5 = \underline{\quad}$	$80 + 5 = \underline{\quad}$	$50 - 5 = \underline{\quad}$
$60 + 10 = \underline{\quad}$	$80 - 5 = \underline{\quad}$	$95 + 5 = \underline{\quad}$
$100 - 5 = \underline{\quad}$	$85 + 15 = \underline{\quad}$	$100 - 50 = \underline{\quad}$

6 Feleletša dipaterone tše di latelago.

Complete the following patterns.

67	68	69	70	71	72	73
40		60	70		90	
83	84			87		
100		98	97		95	
90		70		50	40	
43	42			39	38	

Palo yeo e katološitšwego ka ma10
Expanded notation with 10s

MMETSE
WA HLOGO
MENTAL MATHS

DINTLHA TŠA
PALO GO YA GO 20
NUMBER FACTS TO 20

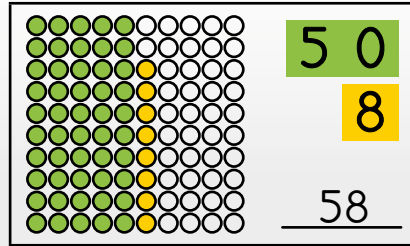
PAPADI
GAME

KGODIŠO YA KGOPOLO
CONCEPT DEVELOPMENT

MATLAKALATŠHOMELO
WORKSHEETS

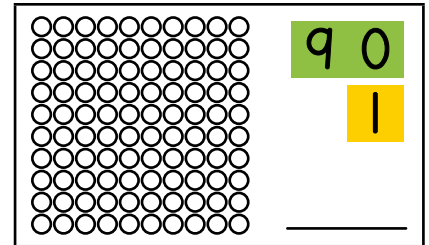
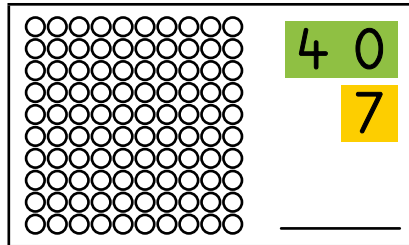
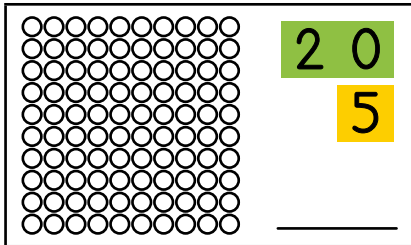
Go na le didiko tše 10 ka kholomong e tee. Šomiša mebala ya go fapana go ma10 le ga metšo.

There are 10 circles in one column. Use a different colour for the 10s and the 1s.



1 Khalara didiko o be o ngwale palo.

Colour the circles and write the number.



2

	Ke ma10 a makae? How many 10s?	Ke metšo ye mekae? How many 1s?		Ke ma10 a makae? How many 10s?	Ke metšo ye mekae? How many 1s?
58	5	8	47		
25			91		
39			62		
74			86		

3 Ngwala lefokopalo.

Write the number sentence.

$60 + 8 = 68$	$80 + 6 =$	$50 + 3 =$
$70 + 1 =$	$90 + 5 =$	$60 + 9 =$

4 Ke palo efe? Thala sediko go palo ye kgolo.

What number? Circle the biggest number.

$\begin{array}{r} 208 \\ \underline{28} \end{array}$	$\begin{array}{r} 402 \\ \underline{42} \end{array}$	$\begin{array}{r} 204 \\ \underline{24} \end{array}$
$\begin{array}{r} 108 \\ \underline{\quad} \end{array}$	$\begin{array}{r} 801 \\ \underline{\quad} \end{array}$	$\begin{array}{r} 808 \\ \underline{\quad} \end{array}$
$\begin{array}{r} 503 \\ \underline{\quad} \end{array}$	$\begin{array}{r} 301 \\ \underline{\quad} \end{array}$	$\begin{array}{r} 305 \\ \underline{\quad} \end{array}$

5 Ke palo efe? Thala sediko go palo ye nnyane.

What number? Circle the smallest number.

$\begin{array}{r} 106 \\ \underline{16} \end{array}$	$\begin{array}{r} 606 \\ \underline{66} \end{array}$	$\begin{array}{r} 601 \\ \underline{61} \end{array}$
$\begin{array}{r} 403 \\ \underline{\quad} \end{array}$	$\begin{array}{r} 304 \\ \underline{\quad} \end{array}$	$\begin{array}{r} 303 \\ \underline{\quad} \end{array}$
$\begin{array}{r} 702 \\ \underline{\quad} \end{array}$	$\begin{array}{r} 707 \\ \underline{\quad} \end{array}$	$\begin{array}{r} 207 \\ \underline{\quad} \end{array}$

6 Na ke ma10 a makae? Na ke metšo ye mekae?
Ngwala lefokopalo le leinapalo.

How many 10s? How many 1s? Write the number sentence and number name.

$14 = \underline{10} + \underline{4}$	lesomenne	fourteen
$23 = \underline{\quad} + \underline{\quad}$		
$32 = \underline{\quad} + \underline{\quad}$		
$51 = \underline{\quad} + \underline{\quad}$		
$87 = \underline{\quad} + \underline{\quad}$		
$99 = \underline{\quad} + \underline{\quad}$		

MMETSE
WA HLOGO
MENTAL MATHS

DINTLHA TŠA
PALO GO YA GO 20
NUMBER FACTS TO 20


PAPADI
GAME

KGODIŠO YA KGOPOLO
CONCEPT DEVELOPMENT

MATLAKALATŠHOMELO
WORKSHEETS

Feleletša ditafola. Šomiša sekwere sa 100
letlakaleng la 103 ge o hloka thušo.

Complete the tables. Use the 100 square
on page 103 if you need help.



1

	palo yeo e tlogo pele ga the number before	palo yeo e tlogo ka morago ga the number after		palo yeo e tlogo pele ga the number before	palo yeo e tlogo ka morago ga the number after
55	54	56	73		
91			87		

	ye ntši ka 1 go 1 more than	ye ntši ka 2 go 2 more than	ye nnyane ka 1 go 1 less than	ye nnyane ka 2 go 2 less than
67	68	69	66	65
42				
38				
36				

Ke efe palo ya magareng ga?

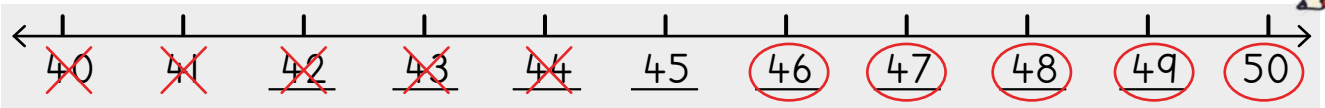
What is the number between?

56 le 58 56 and 58	57	37 le 39 37 and 39	
42 le 44 42 and 44		85 le 87 85 and 87	

2 Thala sediko go dipalo tša ka godimo ga 45.

Thala sefapano go dipalo tše nnyane go 45.

Circle the numbers greater than 45. Cross out the numbers smaller than 45.



Dira ka tsela yeo le mo methalopalong ye! Thoma ka go e tlatša.

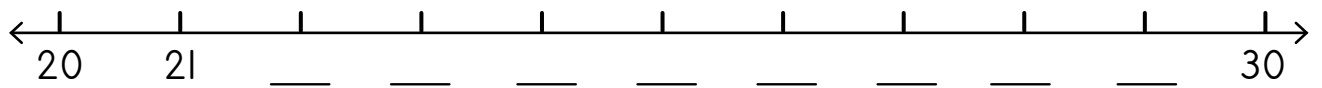
Now do the same activity with these number lines! Complete the labels first.



Thala sediko go dipalo tša ka godimo ga 25.

Thala sefapano go dipalo tše nnyane go 25.

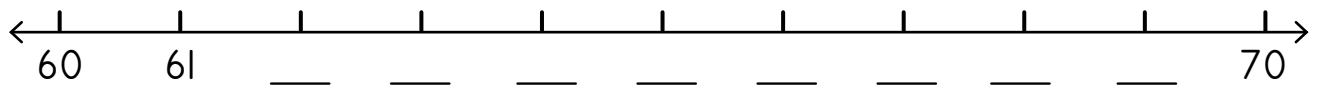
Circle the numbers greater than 25. Cross out the numbers smaller than 25.



Thala sediko go dipalo tša ka godimo ga 67.

Thala sefapano go dipalo tše nnyane go 67.

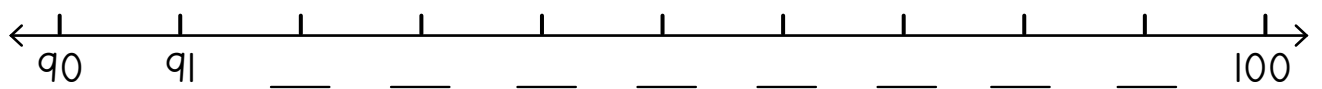
Circle the numbers greater than 67. Cross out the numbers smaller than 67.



Thala sediko go dipalo tša ka godimo ga 93.

Thala sefapano go dipalo tše nnyane go 93.

Circle the numbers greater than 93. Cross out the numbers smaller than 93.





3 Beakanya dipalo go tloga go ye nnyane go ya go ye kgolo.

Order the numbers from smallest to greatest.

4 Beakanya dipalo go tloga go ye kgolo go ya go ye nnyane.

Order the numbers from greatest to smallest.

69, 45, 78, 54	45, 54, 69, 78 
91, 19, 99, 92	
33, 73, 13, 37	

69, 45, 78, 54	78, 69, 54, 45 
91, 19, 99, 92	
33, 73, 13, 37	

A re boleleng Mmetse!

Let's talk Maths!

Ka Sepedi re re:

ma10 le metšo

kemapalo

67 ke ma10 a tshela le metšo ye šupa.

10 ke metšo ye lesome.

100 ke ma10 a lesome.

ye kgolo go feta le ye nnyane go

ye kgolokgolo le ye nnyanenyane

In English we say:

10s and 1s

place value

67 is six 10s and seven 1s.

10 is ten 1s.

100 is ten 10s.

greater than and smaller than

greatest and smallest



1 Šomiša sekwere sa 100 go tlatša dipalo ka moka ka:

Use the 100 square to fill in all the numbers with:

3 lefelong la motšo o tee. 3 in the 1s place.	1 lefelong la ma10. 1 in the 10s place.
4 lefelong la motšo o tee. 4 in the 1s place.	5 lefelong la ma10. 5 in the 10s place.
8 lefelong la motšo o tee. 8 in the 1s place.	9 lefelong la ma10. 9 in the 10s place.

1	2	3	4	5	6	7	8	9	10
11									
21									
31									
41									
51									
61									
71									
81									
91									

2

	Ke ma10 a makae? How many 10s?	Ke metšo ye mekae? How many 1s?		Ke ma10 a makae? How many 10s?	Ke metšo ye mekae? How many 1s?
24			55		
79			92		

3 Na ke tšhe kae tšeo di ka dirago 100?

How much to make 100?

Šomiša sekwere sa gago sa 100, dikarata goba dipoloko tša sehlopha sa 10 ge go hlokega.

Use your 100 square, flard cards or base 10 blocks if you want to.



$20 + \underline{\quad} = 100$	$50 + \underline{\quad} = 100$	$80 + \underline{\quad} = 100$
$90 + \underline{\quad} = 100$	$70 + \underline{\quad} = 100$	$100 + \underline{\quad} = 100$

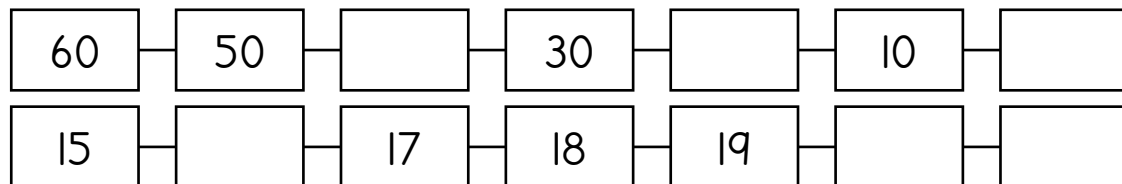
4 Ngwala lefokopalo o bontšhe ma10 le metšo.

Write a number sentence to show 10s and 1s.

$\begin{matrix} 80 & 2 \\ \underline{\quad} & + \quad = \end{matrix}$	$\begin{matrix} 20 & 7 \\ \underline{\quad} & + \quad = \end{matrix}$	$\begin{matrix} 90 & 1 \\ \underline{\quad} & + \quad = \end{matrix}$
$\begin{matrix} 30 & 5 \\ \underline{\quad} & + \quad = \end{matrix}$	$\begin{matrix} 40 & 8 \\ \underline{\quad} & + \quad = \end{matrix}$	$\begin{matrix} 60 & 6 \\ \underline{\quad} & + \quad = \end{matrix}$

5 Feleletša dipaterone tšhe di latelago.

Complete the following patterns.



6 Na ke ma10 a makae? Na ke metšo ye mekae? Ngwala lefokopalo le leinapalo.

How many 10s? How many 1s? Write the number sentence and the number name.

$39 = \underline{30} + \underline{9}$	masometharo-senyane	thirty nine 
$56 = \underline{\quad} + \underline{\quad}$		
$71 = \underline{\quad} + \underline{\quad}$		
$42 = \underline{\quad} + \underline{\quad}$		
$95 = \underline{\quad} + \underline{\quad}$		
$68 = \underline{\quad} + \underline{\quad}$		

MMETSE
WA HLOGO
MENTAL MATHS

GO HLAkantšHA LE GO
NTšHA DIKATIšANETšWA TšA 10
ADD AND SUBTRACT MULTIPLES OF 10

PAPADI
GAME


KGODIšO YA KGOPOLO
CONCEPT DEVELOPMENT

MATLAKALATšHOMELO
WORKSHEETS

Papadi: Na ke bokgole bjo bo kaakang go ya ga 10 la go latela?

Game: How far to the next 10?

- Šomang ka bobedi.
Work in pairs.
- Kgetha palo.
Choose a number.
- Na 10 la go latela ke eng?
What is the next 10?
- Ke bokgole bjo bo kaakang go ya ga 10 la go latela?
How far to the next 10?
- Bušeletša gape.
Do it again!

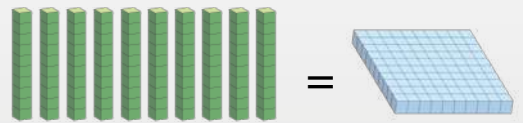


Ge go se na metšo, ngwala lefeela lefelong la metšo.

If there are no 1s, write a zero in the 1s place.



metšo ye lesome = 10 le le tee
ten 1s = one 10



ma10 a lesome = 100 le le tee
ten 10s = one 100

makgolo hundreds	masome tens	metšo ones
3	2	0
$300 + 20 + 0 = 320$		

makgolotharo-masomepedi
three hundred and twenty

I Bontšha dipalo tše o šomiša dipoloko tša sehlopha sa 10.

Show these numbers using base 10 blocks.

137	423	110	495	356	299
-----	-----	-----	-----	-----	-----

2 Ngwala palo.

Write the number.

Gopola, ge go se na ma10,
ngwala lefeela lefelong la ma10.

Remember, if there are no 10s,
write a zero in the 10s place.



<p>H T O</p> <table border="1"> <tr> <td>3</td> <td>1</td> <td>4</td> </tr> <tr> <td colspan="3">$300 + 10 + 4 = 314$</td> </tr> </table>	3	1	4	$300 + 10 + 4 = 314$			<p>H T O</p> <table border="1"> <tr> <td>2</td> <td>0</td> <td>8</td> </tr> <tr> <td colspan="3">$200 + 0 + 8 = 208$</td> </tr> </table>	2	0	8	$200 + 0 + 8 = 208$		
3	1	4											
$300 + 10 + 4 = 314$													
2	0	8											
$200 + 0 + 8 = 208$													
<p>H T O</p> <table border="1"> <tr> <td> </td> <td> </td> <td> </td> </tr> <tr> <td colspan="3"> </td> </tr> </table>							<p>H T O</p> <table border="1"> <tr> <td> </td> <td> </td> <td> </td> </tr> <tr> <td colspan="3"> </td> </tr> </table>						
<p>H T O</p> <table border="1"> <tr> <td> </td> <td> </td> <td> </td> </tr> <tr> <td colspan="3"> </td> </tr> </table>							<p>H T O</p> <table border="1"> <tr> <td> </td> <td> </td> <td> </td> </tr> <tr> <td colspan="3"> </td> </tr> </table>						
<p>H T O</p> <table border="1"> <tr> <td> </td> <td> </td> <td> </td> </tr> <tr> <td colspan="3"> </td> </tr> </table>							<p>H T O</p> <table border="1"> <tr> <td> </td> <td> </td> <td> </td> </tr> <tr> <td colspan="3"> </td> </tr> </table>						
<p>H T O</p> <table border="1"> <tr> <td> </td> <td> </td> <td> </td> </tr> <tr> <td colspan="3"> </td> </tr> </table>							<p>H T O</p> <table border="1"> <tr> <td> </td> <td> </td> <td> </td> </tr> <tr> <td colspan="3"> </td> </tr> </table>						

MMETSE
WA HLOGO
MENTAL MATHS

GO HLAkantŠHA LE GO
NTŠHA DIKATIŠANETŠWA TŠA 10
ADD AND SUBTRACT MULTIPLES OF 10

PAPADI
GAME

KGODIŠO YA KGOPOLO
CONCEPT DEVELOPMENT

MATLAKALATŠHOMELO
WORKSHEETS

1

	Ke ma10 a makae? How many 10s?	Ke palo efe? What number?
	15	150

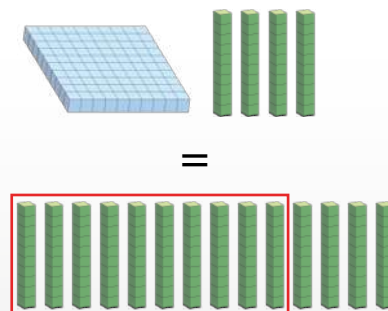
2 Ke masome a makae?

How many tens?

	masome tens
140	14
320	
490	
280	
430	
370	


Bontšha dipalo tše o šomiša
dipoloko tša sehlopha sa 10. O kgon
go bona gore 140 ke masome a 14.

Show the numbers using base
10 blocks. You can see 140 is 14 tens.



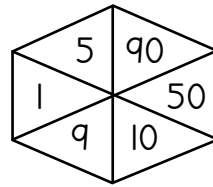
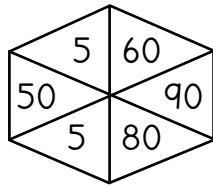
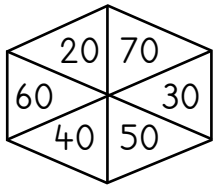
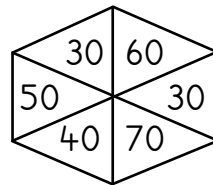
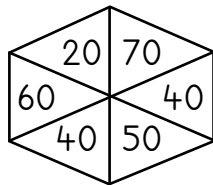
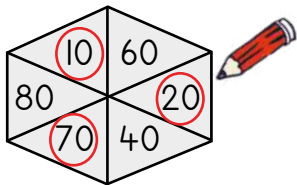
3 Na ke tše kae tše o di ka dirago 100?

How much to make 100?

$80 + \underline{20} = 100$ 	$60 + \underline{\quad} = 100$	$40 + \underline{\quad} = 100$
$50 + \underline{\quad} = 100$	$10 + \underline{\quad} = 100$	$30 + \underline{\quad} = 100$
$20 + \underline{\quad} = 100$	$90 + \underline{\quad} = 100$	$70 + \underline{\quad} = 100$

4 Thala sediko go dipalo tše 3 tše o di dirago 100 ge di hlakana ka sebopegong se sengwe le se sengwe.

Circle 3 numbers that add up to 100 in each shape.



5 Feleletša dipaterone tša ma10.

Complete the 10s patterns.

110, 120, 130, 140, 150, 160, 170, _____

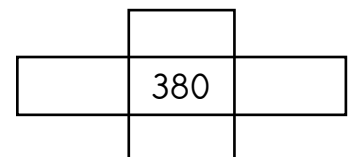
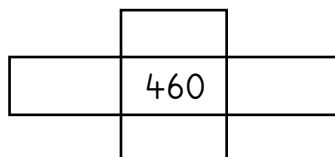
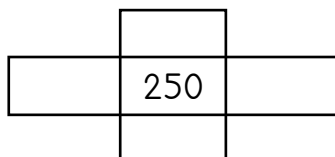
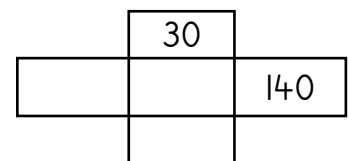
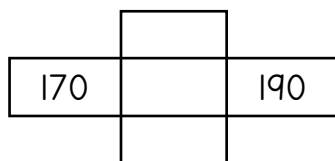
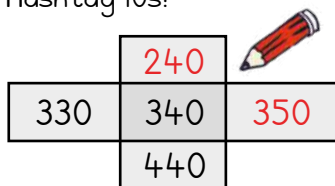
340, 350, _____, _____, _____, _____, 400, _____

230, 220, 210, _____, _____, _____, 170, _____

300, _____, _____, _____, _____, 250, 240, _____

6 Heshtheg ma10!

Hashtag 10s!



MMETSE
WA HLOGO
MENTAL MATHS

GO HLAkantšHA LE GO
NTšHA DIKATIšANETšWA TšA 10
ADD AND SUBTRACT MULTIPLES OF 10

PAPADI
GAME

KGODIšO YA KGOPOLo
CONCEPT DEVELOPMENT

MATLAKALATšHOMELO
WORKSHEETS

makgolo hundreds	masome tens	metšo ones
1 0 0	7 0	6

1 7 6

H	T	O
1	7	6
$100 + 70 + 6 = 176$		

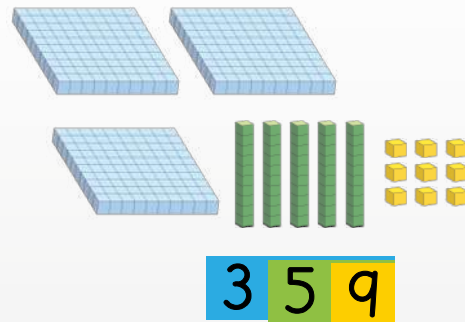
Re ka šomiša dikarata go bontšha dipalo tša mono-3. Bona gore o ka bontšha bjang palo 176.

We can use flard cards to show 3-digit numbers. Look at how to show the number 176.



- 1** Bontšha ka dikarata le dipoloko tša sehlopha sa 10.
Show with flard cards and base 10 blocks.

421	115	297
426	352	283



3 5 9

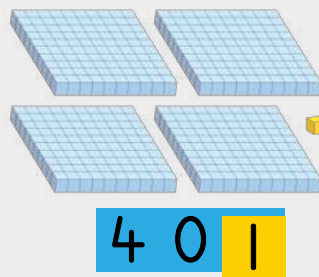
O dira ka tsela ye!
Bontšha 359.

This is how you do it!
Show 359.

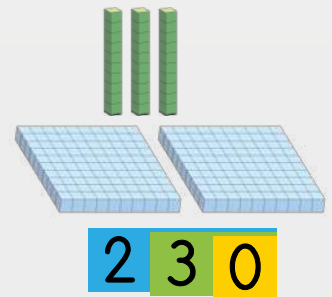


Bontšha 401 le 230. Lebelela bofeela lefelong la ma10 le metšo.

Show 401 and 230. Look out for zeros in the 10s and 1s place.



4 0 1



2 3 0

- 2** Bontšha ka dikarata le dipoloko tša sehlopha sa 10.
Show with flard cards and base 10 blocks.

101	250	405	208	360	500
-----	-----	-----	-----	-----	-----

3 Ngwala palo.

Write the number.

<table border="1"> <tr> <td>5</td> <td>100</td> <td>20</td> </tr> <tr> <td>H</td> <td>T</td> <td>O</td> </tr> <tr> <td>1</td> <td>2</td> <td>5</td> </tr> <tr> <td colspan="3">100 + 20 + 5 = 125</td> </tr> </table>	5	100	20	H	T	O	1	2	5	100 + 20 + 5 = 125			<table border="1"> <tr> <td>200</td> <td>8</td> <td>90</td> </tr> <tr> <td>H</td> <td>T</td> <td>O</td> </tr> <tr> <td></td> <td></td> <td></td> </tr> <tr> <td colspan="3"></td> </tr> </table>	200	8	90	H	T	O							<table border="1"> <tr> <td>70</td> <td>400</td> <td>2</td> </tr> <tr> <td>H</td> <td>T</td> <td>O</td> </tr> <tr> <td></td> <td></td> <td></td> </tr> <tr> <td colspan="3"></td> </tr> </table>	70	400	2	H	T	O						
5	100	20																																				
H	T	O																																				
1	2	5																																				
100 + 20 + 5 = 125																																						
200	8	90																																				
H	T	O																																				
70	400	2																																				
H	T	O																																				
<table border="1"> <tr> <td>200</td> <td>5</td> </tr> <tr> <td>H</td> <td>T</td> <td>O</td> </tr> <tr> <td></td> <td></td> <td></td> </tr> <tr> <td colspan="3"></td> </tr> </table>	200	5	H	T	O							<table border="1"> <tr> <td>4</td> <td>100</td> </tr> <tr> <td>H</td> <td>T</td> <td>O</td> </tr> <tr> <td></td> <td></td> <td></td> </tr> <tr> <td colspan="3"></td> </tr> </table>	4	100	H	T	O							<table border="1"> <tr> <td>8</td> <td>200</td> </tr> <tr> <td>H</td> <td>T</td> <td>O</td> </tr> <tr> <td></td> <td></td> <td></td> </tr> <tr> <td colspan="3"></td> </tr> </table>	8	200	H	T	O									
200	5																																					
H	T	O																																				
4	100																																					
H	T	O																																				
8	200																																					
H	T	O																																				
<table border="1"> <tr> <td>10</td> <td>100</td> </tr> <tr> <td>H</td> <td>T</td> <td>O</td> </tr> <tr> <td></td> <td></td> <td></td> </tr> <tr> <td colspan="3"></td> </tr> </table>	10	100	H	T	O							<table border="1"> <tr> <td>60</td> <td>300</td> </tr> <tr> <td>H</td> <td>T</td> <td>O</td> </tr> <tr> <td></td> <td></td> <td></td> </tr> <tr> <td colspan="3"></td> </tr> </table>	60	300	H	T	O							<table border="1"> <tr> <td>400</td> <td>90</td> </tr> <tr> <td>H</td> <td>T</td> <td>O</td> </tr> <tr> <td></td> <td></td> <td></td> </tr> <tr> <td colspan="3"></td> </tr> </table>	400	90	H	T	O									
10	100																																					
H	T	O																																				
60	300																																					
H	T	O																																				
400	90																																					
H	T	O																																				

4 Thala sediko go dipalo tšeo di dirago palo ya ka godimo ge di hlakana.

Circle the numbers that add up to the number at the top.

<table border="1"> <tr> <td>2</td> <td>3</td> <td>1</td> </tr> <tr> <td>300</td> <td>200</td> <td>30</td> </tr> <tr> <td>20</td> <td>2</td> <td>1</td> </tr> </table>	2	3	1	300	200	30	20	2	1	<table border="1"> <tr> <td>4</td> <td>2</td> <td>5</td> </tr> <tr> <td>5</td> <td>40</td> <td>20</td> </tr> <tr> <td>4</td> <td>500</td> <td>400</td> </tr> </table>	4	2	5	5	40	20	4	500	400	<table border="1"> <tr> <td>2</td> <td>7</td> <td>0</td> </tr> <tr> <td>20</td> <td>7</td> <td>2</td> </tr> <tr> <td>70</td> <td>200</td> <td>700</td> </tr> </table>	2	7	0	20	7	2	70	200	700
2	3	1																											
300	200	30																											
20	2	1																											
4	2	5																											
5	40	20																											
4	500	400																											
2	7	0																											
20	7	2																											
70	200	700																											
<table border="1"> <tr> <td>3</td> <td>1</td> <td>5</td> </tr> <tr> <td>100</td> <td>300</td> <td>50</td> </tr> <tr> <td>30</td> <td>10</td> <td>5</td> </tr> </table>	3	1	5	100	300	50	30	10	5	<table border="1"> <tr> <td>1</td> <td>0</td> <td>6</td> </tr> <tr> <td>60</td> <td>100</td> <td>6</td> </tr> <tr> <td>0</td> <td>10</td> <td>1</td> </tr> </table>	1	0	6	60	100	6	0	10	1	<table border="1"> <tr> <td>4</td> <td>0</td> <td>3</td> </tr> <tr> <td>300</td> <td>400</td> <td>30</td> </tr> <tr> <td>40</td> <td>10</td> <td>3</td> </tr> </table>	4	0	3	300	400	30	40	10	3
3	1	5																											
100	300	50																											
30	10	5																											
1	0	6																											
60	100	6																											
0	10	1																											
4	0	3																											
300	400	30																											
40	10	3																											
<table border="1"> <tr> <td>2</td> <td>6</td> <td>1</td> </tr> <tr> <td>600</td> <td>200</td> <td>20</td> </tr> <tr> <td>60</td> <td>1</td> <td>2</td> </tr> </table>	2	6	1	600	200	20	60	1	2	<table border="1"> <tr> <td>3</td> <td>9</td> <td>5</td> </tr> <tr> <td>50</td> <td>90</td> <td>900</td> </tr> <tr> <td>500</td> <td>300</td> <td>5</td> </tr> </table>	3	9	5	50	90	900	500	300	5	<table border="1"> <tr> <td>2</td> <td>0</td> <td>7</td> </tr> <tr> <td>200</td> <td>70</td> <td>2</td> </tr> <tr> <td>20</td> <td>7</td> <td>700</td> </tr> </table>	2	0	7	200	70	2	20	7	700
2	6	1																											
600	200	20																											
60	1	2																											
3	9	5																											
50	90	900																											
500	300	5																											
2	0	7																											
200	70	2																											
20	7	700																											

Dipalo tše dingwe gape tša go fihla go 500
More numbers up to 500

MMETSE
WA HLOGO
MENTAL MATHS

GO HLAkantšHA LE GO
NTšHA DIKATIšANETšWA TšA 10
ADD AND SUBTRACT MULTIPLES OF 10

PAPADI
GAME

KGODIšO YA KGOPOLO
CONCEPT DEVELOPMENT

MATLAKALATšHOMELO
WORKSHEETS

Ga go na ma10.
Lefelo le tšewa ke lefeela.
There are no 10s. Zero holds the place.



makgolo hundreds	masome tens	metšo ones
2	0	1
$200 + 0 + 1 = 201$		

metšo ye 10 = lesome le 1
10 ones = 1 ten

masome a 10 = lekgolo le 1
10 tens = 1 hundred

makgolopedi-tee
two hundred and one

1 Bontšha palo o šomiša dipoloko tša sehlopha sa 10.

Show the number using base 10 blocks.

305	220	355	409	184	506
-----	-----	-----	-----	-----	-----

2 Ngwala palo.


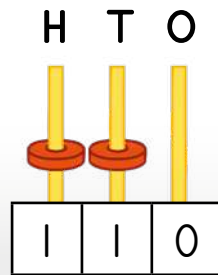
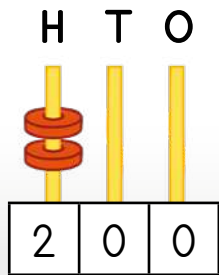
Write the number.

 <table border="1"> <tr><td>H</td><td>T</td><td>O</td></tr> <tr><td>0</td><td>3</td><td>2</td></tr> <tr><td colspan="3">$0 + 30 + 2 = 32$</td></tr> </table>	H	T	O	0	3	2	$0 + 30 + 2 = 32$			 <table border="1"> <tr><td>H</td><td>T</td><td>O</td></tr> <tr><td></td><td></td><td></td></tr> <tr><td colspan="3"></td></tr> </table>	H	T	O							 <table border="1"> <tr><td>H</td><td>T</td><td>O</td></tr> <tr><td></td><td></td><td></td></tr> <tr><td colspan="3"></td></tr> </table>	H	T	O						
H	T	O																											
0	3	2																											
$0 + 30 + 2 = 32$																													
H	T	O																											
H	T	O																											
 <table border="1"> <tr><td>H</td><td>T</td><td>O</td></tr> <tr><td></td><td></td><td></td></tr> <tr><td colspan="3"></td></tr> </table>	H	T	O							 <table border="1"> <tr><td>H</td><td>T</td><td>O</td></tr> <tr><td></td><td></td><td></td></tr> <tr><td colspan="3"></td></tr> </table>	H	T	O							 <table border="1"> <tr><td>H</td><td>T</td><td>O</td></tr> <tr><td></td><td></td><td></td></tr> <tr><td colspan="3"></td></tr> </table>	H	T	O						
H	T	O																											
H	T	O																											
H	T	O																											

3 Thala sediko go dipalo tša maleba mothalading wo mongwe le wo mongwe.

Circle the suitable numbers in each row.

Go na le makgolo a mararo. There are three hundreds.	130	310	403	103	318	133	301
Ga go na makgolo. There are zero hundreds.	500	100	80	99	401	75	109
Ga go na metšo. There are zero ones.	301	400	410	320	20	101	202
Go na le motšo o tee. There is one one.	101	11	110	100	1	111	112
Ga go na masome. There are zero tens.	400	410	301	205	210	10	101
Go na le makgolo a ma2 le metšo ye me2. There are 2 hundreds and 2 ones.	122	202	422	292	422	252	212



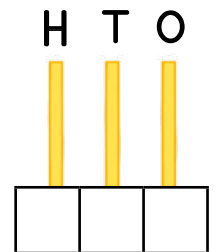
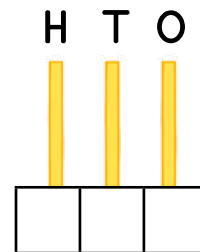
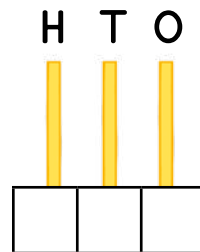
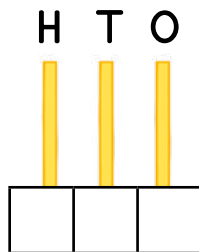
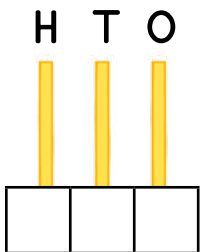
Dipalo tše tharo tša mono-3 di ka dirwa ka diring tše 2.

Three 3-digit numbers can be made using 2 rings.



4 Na ke dipalo dife tša mono-3 tšeo di ka dirwago ka diring tše 3? Thala o be o ngwale palo.

Which 3-digit numbers can you make using 3 rings? Draw and write the number.



5 Hlakantšha goba o ntšhe.

Add or subtract.

$427 + 7 = \underline{\quad}$	$217 + 10 = \underline{\quad}$	$232 - 11 = \underline{\quad}$
$335 - 6 = \underline{\quad}$	$337 - 27 = \underline{\quad}$	$346 + 9 = \underline{\quad}$

A re boleleng Mmetse!

Let's talk Maths!



Ka Sepedi re re:

100, ma10 le metšo

kemapalo

10 ke metšo ye 10.

100 ke ma10 a lesome.

295 ke ma100 a mabedi, ma10 a senyane le metšo ye mehlano.

Dikatišo tša 10 ke 10, 20, 30 ...

In English we say:

100s, 10s and 1s

place value

10 is ten 1s.

100 is ten 10s.

295 is two 100s, nine 10s and five 1s.

Multiples of 10 are 10, 20, 30 ...

1 Bontšha ka dipoloko tša sehlopha sa 10 le dikarata.

Show with base 10-blocks and flard cards.

133	331	313	205
250	400	490	409

Lebelela kemapalo ya mono wo mongwe le wo mongwe ka šedi mo palong. Netefatša gore o tšea palo yeo e nepagetšego ya ma100, ma10 le metšo. Somang ka bobedi!

Look carefully at the place value of each digit in the number. Make sure you put out the correct number of 100s, 10s and 1s. Work in pairs!



2 Heshtheg ma10!

Hashtag 10s!

	170	

	320	

	440	

50		70

270		290

380		400


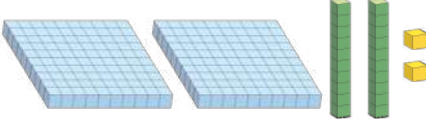
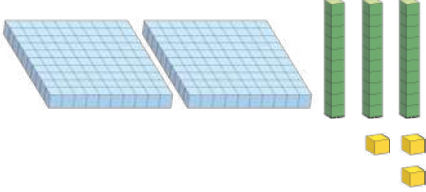
	130	

	220	

	360	

3 Ngwala palo.

Write the number.

 <table border="1" style="width: 100%; text-align: center;"> <tr> <td>H</td> <td>T</td> <td>O</td> </tr> <tr> <td style="height: 20px;"></td> <td style="height: 20px;"></td> <td style="height: 20px;"></td> </tr> <tr> <td colspan="3" style="height: 20px;"></td> </tr> </table>	H	T	O							 <table border="1" style="width: 100%; text-align: center;"> <tr> <td>H</td> <td>T</td> <td>O</td> </tr> <tr> <td style="height: 20px;"></td> <td style="height: 20px;"></td> <td style="height: 20px;"></td> </tr> <tr> <td colspan="3" style="height: 20px;"></td> </tr> </table>	H	T	O							 <table border="1" style="width: 100%; text-align: center;"> <tr> <td>H</td> <td>T</td> <td>O</td> </tr> <tr> <td style="height: 20px;"></td> <td style="height: 20px;"></td> <td style="height: 20px;"></td> </tr> <tr> <td colspan="3" style="height: 20px;"></td> </tr> </table>	H	T	O																																							
H	T	O																																																												
H	T	O																																																												
H	T	O																																																												
<table border="1" style="width: 100%; text-align: center;"> <tr> <td style="background-color: #007bff; color: white;">3</td> <td style="background-color: #007bff; color: white;">0</td> <td style="background-color: #007bff; color: white;">0</td> <td style="background-color: #6c757d; color: white;">7</td> <td style="background-color: #6c757d; color: white;">0</td> </tr> <tr> <td>H</td> <td>T</td> <td>O</td> <td></td> <td></td> </tr> <tr> <td style="height: 20px;"></td> <td style="height: 20px;"></td> <td style="height: 20px;"></td> <td style="height: 20px;"></td> <td style="height: 20px;"></td> </tr> <tr> <td colspan="5" style="height: 20px;"></td> </tr> </table>	3	0	0	7	0	H	T	O													<table border="1" style="width: 100%; text-align: center;"> <tr> <td style="background-color: #6c757d; color: white;">5</td> <td style="background-color: #6c757d; color: white;">0</td> <td style="background-color: #ffc107; color: white;">9</td> <td style="background-color: #007bff; color: white;">4</td> <td style="background-color: #007bff; color: white;">0</td> <td style="background-color: #007bff; color: white;">0</td> </tr> <tr> <td>H</td> <td>T</td> <td>O</td> <td></td> <td></td> <td></td> </tr> <tr> <td style="height: 20px;"></td> <td style="height: 20px;"></td> <td style="height: 20px;"></td> <td style="height: 20px;"></td> <td style="height: 20px;"></td> <td style="height: 20px;"></td> </tr> <tr> <td colspan="6" style="height: 20px;"></td> </tr> </table>	5	0	9	4	0	0	H	T	O																<table border="1" style="width: 100%; text-align: center;"> <tr> <td style="background-color: #ffc107; color: white;">8</td> <td style="background-color: #007bff; color: white;">2</td> <td style="background-color: #007bff; color: white;">0</td> <td style="background-color: #007bff; color: white;">0</td> </tr> <tr> <td>H</td> <td>T</td> <td>O</td> <td></td> </tr> <tr> <td style="height: 20px;"></td> <td style="height: 20px;"></td> <td style="height: 20px;"></td> <td style="height: 20px;"></td> </tr> <tr> <td colspan="4" style="height: 20px;"></td> </tr> </table>	8	2	0	0	H	T	O									
3	0	0	7	0																																																										
H	T	O																																																												
5	0	9	4	0	0																																																									
H	T	O																																																												
8	2	0	0																																																											
H	T	O																																																												

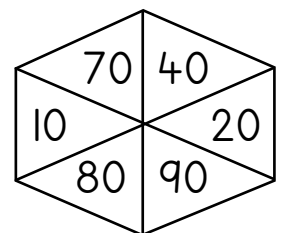
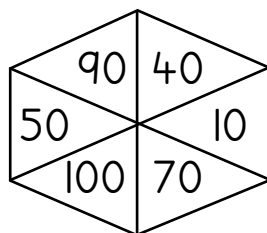
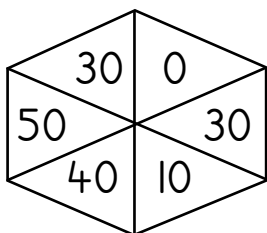
4 Feleletša dipaterone tša 10.

Complete the patterns of 10.

220, 230, _____, _____, _____, _____, 280, _____
340, 330, 320, _____, _____, _____, 280, 270
380, 390, _____, _____, _____, 430, 440, _____

5 Thala sediko go dipalo tše 3 tšeo di fihlago go 100 ge di hlakana sebopegong se sengwe le se sengwe.

Circle 3 numbers that add up to 100 in each shape.



MMETSE
WA HLOGO
MENTAL MATHS

MPONTŠHE PALO
(DIKARATA)
SHOW ME A NUMBER (FLARD CARDS)

PAPADI
GAME


KGODIŠO YA KGOPOLO
CONCEPT DEVELOPMENT

MATLAKALATŠHOMELO
WORKSHEETS

Papadi: Na ke ma10 a makae? Na ke metšo ye mekae?

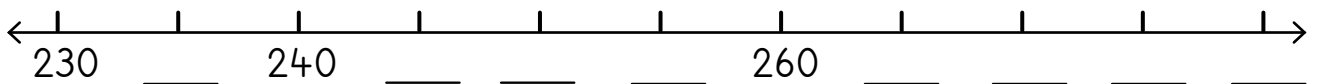
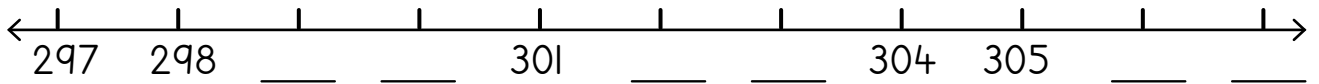
Game: How many 10s? How many 1s?

- Bontšha palo o šomiša dikarata tša gago.
Show the number using your flard cards.
- Na ke ma10 a makae?
Na ke metšo ye mekae?
How many 10s? How many 1s?
- Ke palo efe?
What number?
- E leke ka ma100,
ma10 le metšo.
Try it with 100s, 10s and 1s.



1 Feleletša go tlatša dipalo tša methalopalo.

Complete the numbering of the number lines.



2 Mothalong wo mongwe le wo mongwe, thala sediko go dikologa palo ye nnyanenyane o be o thale khutlonne go dikologa palo ye kgolokgolo.

In each row, draw a circle around the smallest number and a rectangle around the biggest one.

165	38	59	132	209	170	62
83	114	162	58	91	136	108
148	161	94	138	183	115	149
190	172	128	176	118	127	104
82	103	64	152	37	117	135
167	127	119	191	146	163	185

Go bapetša le go latelanya dipalo
Comparing and ordering numbers

MMETSE
WA HLOGO
MENTAL MATHS

MPONTŠHE PALO
(DIKARATA)
SHOW ME A NUMBER (FLARD CARDS)

PAPADI
GAME

KGODIŠO YA KGOPOLO
CONCEPT DEVELOPMENT

MATLAKALATŠHOMELO
WORKSHEETS

1

	100	10	1
379	3	7	9
101			
290			
38			
493			
70			
405			
211			
300			

Bontšha dipalo ka dipoloko tša sehlopha sa 10. Na ke ma100, ma10 le metšo ye mekae?
Show these numbers with base 10 blocks. How many 100s, 10s and 1s?



2 Tlatša maswao ao a nepagetšego.

Fill in the correct signs.

> ye kgolo go- greater than	< e fetwa ke- less than	= e lekana le equal to
100 > 90	380 ____ 380	31 ____ 44
101 ____ 110	430 ____ 423	46 ____ 360
398 ____ 398	253 ____ 252	375 ____ 357
411 ____ 390	156 ____ 266	500 ____ 500
257 ____ 157	180 ____ 210	478 ____ 200

3 Bala ka metšo. Ke palo efe yeo e tlogo pele le ka morago?

Count in 1s. Which number comes before and after?

239	240	241		123			449	
	402			417			152	
	296			405			219	
	350			119			452	
	391			477			375	
	396			312			476	
	108			214			479	

4 Ngwala dipalo ka tatelano go tloga go ye kgolokgolo go ya go ye nnyanenyane.

Write in order from biggest to smallest.

434, 444, 344	444, 434, 344
77, 78, 87	
333, 404, 440	
289, 298, 288	
180, 280, 99	

MMETSE
WA HLOGO
MENTAL MATHS

MPONTŠHE PALO
(DIKARATA)
SHOW ME A NUMBER (FLARD CARDS)

PAPADI
GAME

KGODIŠO YA KGOPOLO
CONCEPT DEVELOPMENT

MATLAKALATŠHOMELO
WORKSHEETS

Bolela le mogwera wa gago ka palo ye. Na ke ma100 a makae? Na ke ma10 a makae? Na ke metšo ye mekae?

Talk to your partner about this number. How many 100s? How many 10s? How many 1s?



makgolo hundreds	masome tens	metšo ones
4	5	9

4 5 9

$$400 + 50 + 9 = 459$$

1 Ngwala mafokopalo.

Write the number sentences.

2 6 8 $200 + 60 + 8 = 268$	3 8 6 + + =	1 5 3 + + =
4 7 1 + + =	2 9 5 + + =	3 6 9 + + =

2

	Ke ma100 a makae? How many 100s?	Ke ma10 a makae? How many 10s?	Ke metšo ye mekae? How many 1s?
358	3	5	8
205			
394			
174			
437			
291			
460			
186			

3 Thala sediko go palo ye kgolokgolo.

Circle the biggest number.

3 0 9	4 0 0	2 9 9
1 8	8 1	8 8
5 3	3 1	3 5

4 Thala sediko go palo ye nnyanenyane.

Circle the smallest number.

3 0 1	2 1 0	2 0 1
4 3 3	3 3 4	3 3 9
1 7 2	1 7 7	1 2 7

5 Na ke ma10 a makae?
Na ke metšo ye mekae?
Ngwala lefokopalo le leinapalo.

How many 10s? How many 1s? Write the number sentence and the number name.

Šomiša dipoloko tša gago tša sehlopha sa 10 go bapetša dipalo ge eba seo se go thuša go bona phapano.

Use your base 10 blocks to compare numbers if it helps you see the difference.



127 = 100 + 20 + 7	lekgolotee-masomepedi šupa one hundred and twenty seven
203 = _____ + _____ + _____	
352 = _____ + _____ + _____	
450 = _____ + _____ + _____	
146 = _____ + _____ + _____	
299 = _____ + _____ + _____	

MMETSE
WA HLOGO
MENTAL MATHS

MPONTŠHE PALO
(DIKARATA)
SHOW ME A NUMBER (FLARD CARDS)




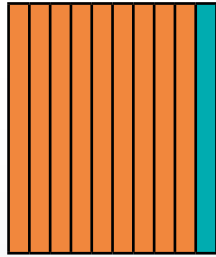
PAPADI
GAME

KGODIŠO YA KGOPOLO
CONCEPT DEVELOPMENT

MATLAKALATŠHOMELO
WORKSHEETS

Lebelela gore re šoma
bjang ka ma10. Re ka
tshela 100 re šomiša
ma10. Re ka ngwala
mafokopalo a ma4!

Look at how we work
with 10s. We can bridge
100 using 10s. We can write
4 number sentences!



$$90 + 40 = 130$$

$$130 - 40 = 90$$

$$40 + 90 = 130$$

$$130 - 90 = 40$$

$$70 + 80 = 150$$

$$150 - 80 = 70$$

$$80 + 70 = 150$$

$$150 - 70 = 80$$

1 Bontšha ka dipoloko tša sehlopha sa 10. Ngwala mafokopalo.

Show with base 10 blocks. Write the number sentences.

$80 + 50 = \underline{\quad}$ $\underline{\quad} - \underline{\quad} = \underline{\quad}$ $\underline{\quad} + \underline{\quad} = \underline{\quad}$ $\underline{\quad} - \underline{\quad} = \underline{\quad}$	$60 + 70 = \underline{\quad}$ $\underline{\quad} - \underline{\quad} = \underline{\quad}$ $\underline{\quad} + \underline{\quad} = \underline{\quad}$ $\underline{\quad} - \underline{\quad} = \underline{\quad}$
--	--

2 Hlakantšha goba o ntšhe.

Add or subtract.

$90 + 20 = \underline{110}$	$110 - 20 = \underline{\quad}$	$70 + 70 = \underline{\quad}$
$90 + 50 = \underline{\quad}$	$110 - 50 = \underline{\quad}$	$60 + 90 = \underline{\quad}$
$80 + 60 = \underline{\quad}$	$120 - 60 = \underline{\quad}$	$40 + 80 = \underline{\quad}$
$80 + 70 = \underline{\quad}$	$120 - 80 = \underline{\quad}$	$140 - 50 = \underline{\quad}$
$60 + 60 = \underline{\quad}$	$130 - 60 = \underline{\quad}$	$150 - 60 = \underline{\quad}$
$60 + 50 = \underline{\quad}$	$130 - 70 = \underline{\quad}$	$160 - 90 = \underline{\quad}$

$$60 + 50 = \underline{110}$$

makgolo hundreds	masome tens	metšo ones

$$160 + 50 = \underline{210}$$

makgolo hundreds	masome tens	metšo ones

3 Hlakantšha.

Add.

Dipateronepalo di a thuša.
Na o a e bona paterone?
Number patterns are useful.
Do you see the pattern?



$60 + 70 = \underline{130}$	$160 + 70 = \underline{230}$	$260 + 70 = \underline{330}$
$70 + 80 = \underline{\quad}$	$170 + 80 = \underline{\quad}$	$270 + 80 = \underline{\quad}$
$180 + 90 = \underline{\quad}$	$280 + 90 = \underline{\quad}$	$380 + 90 = \underline{\quad}$

$$230 - 60 = \underline{170}$$

makgolo hundreds	masome tens	metšo ones

$$330 - 60 = \underline{270}$$

makgolo hundreds	masome tens	metšo ones

4 Ntšha.

Subtract.

$110 - 30 = \underline{80}$	$210 - 30 = \underline{180}$	$310 - 30 = \underline{280}$
$170 - 80 = \underline{\quad}$	$270 - 80 = \underline{\quad}$	$370 - 80 = \underline{\quad}$
$250 - 60 = \underline{\quad}$	$350 - 60 = \underline{\quad}$	$450 - 60 = \underline{\quad}$

A re boleleng Mmetse!

Let's talk Maths!

Ka Sepedi re re:

dikatišo tša 10

bapetša

beakanya

e tla pele gape e tla ka morago

ke ye kgolo go goba ke ye nnyane go

kgolokgolo go ya go ye nnyanenyane

ye nnyanenyane go ya go ye kgolokgolo

In English we say:

multiples of 10

compare

order

comes before and comes after

greater than or smaller than

biggest to smallest

smallest to biggest



1 Ngwala mafokopalo.

Write the number sentences.

$\begin{array}{r} 197 \\ + \quad + \quad = \\ \hline \end{array}$	$\begin{array}{r} 258 \\ + \quad + \quad = \\ \hline \end{array}$	$\begin{array}{r} 325 \\ + \quad + \quad = \\ \hline \end{array}$
$\begin{array}{r} 423 \\ + \quad + \quad = \\ \hline \end{array}$	$\begin{array}{r} 345 \\ + \quad + \quad = \\ \hline \end{array}$	$\begin{array}{r} 417 \\ + \quad + \quad = \\ \hline \end{array}$
$\begin{array}{r} 207 \\ + \quad = \\ \hline \end{array}$	$\begin{array}{r} 190 \\ + \quad = \\ \hline \end{array}$	$\begin{array}{r} 405 \\ + \quad = \\ \hline \end{array}$

2 Ngwala dipalo ka tatelano go tloga go ye nnyanenyane go ya go ye kgolokgolo.

Write in order from smallest to biggest.

59, 50, 90		111, 110, 101	
266, 246, 426		340, 430, 304	
409, 194, 149		500, 409, 499	

MMETSE
WA HLOGO
MENTAL MATHS

MPONTŠHE PALO
(DIPOLOKO)
SHOW ME A NUMBER (BLOCKS)

PAPADI
GAME

KGODIŠO YA KGOPOLO
CONCEPT DEVELOPMENT

MATLAKALATŠHOMELO
WORKSHEETS

Papadi: Ke palo efe?

Game: What number?

- Šomang ka bobedi. Agang palo ka dipoloko tša lena.


Work in pairs. Build the number using your blocks.

- Ke palo efe?

What number?


- Na ke ma100 a makae? Na ke ma10 a makae? Na ke metšo ye mekae?

How many 100s? How many 10s? How many 1s?



Balela ka hlogo ka dinako ka moka ge o ka kgona. Šomiša dipoloko ge go hlokega. Gopola, metšo ye lesome e dira 10 le le tee.

Always work in your head if you can. Use blocks if you need to. Remember ten 1s makes one 10.




I Hlakantšha ka go hlopha bol.

Add by grouping the 1s.

<p>$34 + 6 = 40$</p>	<p>$44 + 6 = \underline{\quad}$</p>	<p>$29 + 1 = \underline{\quad}$</p>
<p>$37 + 3 = \underline{\quad}$</p>	<p>$36 + 4 = \underline{\quad}$</p>	<p>$39 + 1 = \underline{\quad}$</p>
<p>$47 + 3 = \underline{\quad}$</p>	<p>$26 + 4 = \underline{\quad}$</p>	<p>$42 + 8 = \underline{\quad}$</p>

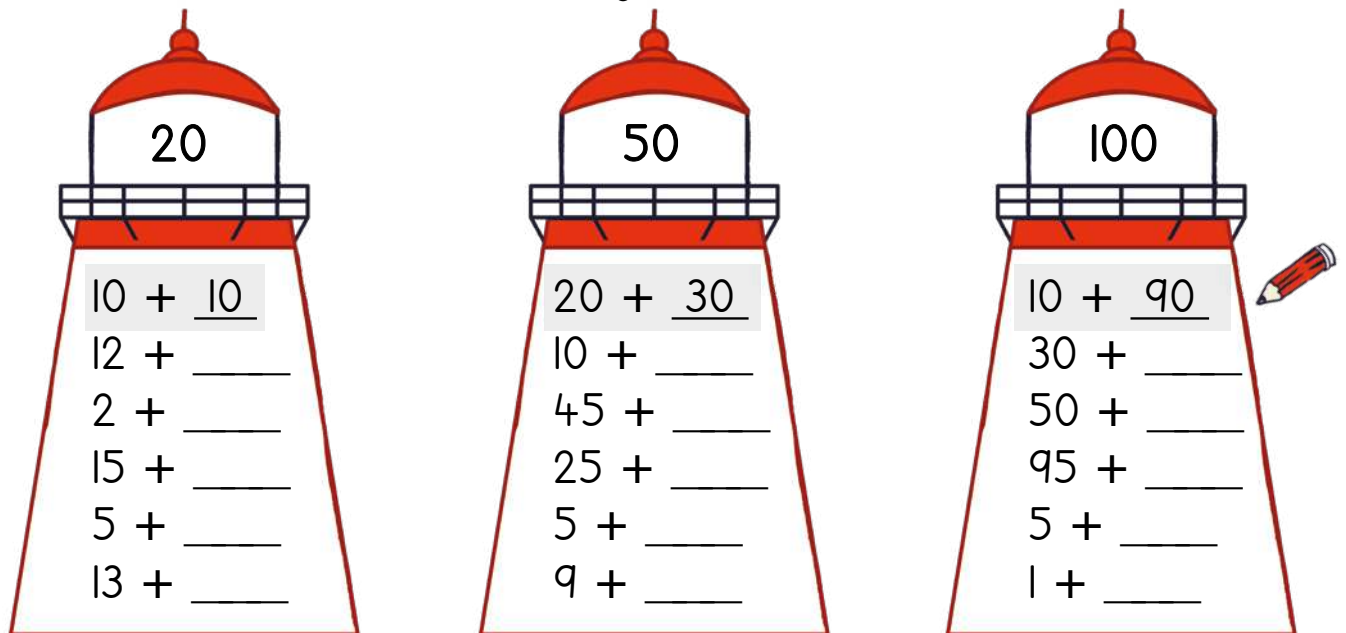
2 Hlakantšha.

Add.

$37 + 3 = \underline{40}$ 	$46 + 4 = \underline{\quad}$	$41 + 9 = \underline{\quad}$
$71 + 9 = \underline{\quad}$	$21 + 9 = \underline{\quad}$	$37 + 3 = \underline{\quad}$
$82 + 8 = \underline{\quad}$	$74 + 6 = \underline{\quad}$	$28 + 2 = \underline{\quad}$
$55 + 5 = \underline{\quad}$	$38 + 2 = \underline{\quad}$	$65 + 5 = \underline{\quad}$
$63 + 7 = \underline{\quad}$	$57 + 3 = \underline{\quad}$	$84 + 6 = \underline{\quad}$

3 Hlakantšha gore o dire palo ya ka godimo ya ntlo ya go bonegela.

Add to make the number at the top of the lighthouse.



Papadi: Mmetse wa lebelo ka dikarata - hlakantšha

Game: Fast maths with cards - add

- Dira mokgobo wa dikarata tša dipalo 0 go ya go 10.

Place number cards 0 to 10 in a pile.

- Ribolla karata e tee.


Flip one card.

- Na ke tše kae tšeo di ka dirago 20?

How much to make 20?

- Balela ka lebelo! Dira 30, 40, 50, 60, 90 goba 100.

Work fast! Make 30, 40, 50, 60, 90 or 100.



Go hlakantšha ka hlogo ka go rwala
Mental addition with carrying

MMETSE
WA HLOGO
MENTAL MATHS

MPONTŠHE PALO
(DIPOLOKO)
SHOW ME A NUMBER (BLOCKS)

PAPADI
GAME

KGODIŠO YA KGOPOLO
CONCEPT DEVELOPMENT

MATLAKALATŠHOMELO
WORKSHEETS

Balela ka hlogo ka dinako ka moka ge o ka kgona. Šomiša dipoloko ge go hlokega. Gopola, metšo ye lesome e dira 10 le le tee.

Always work in your head if you can. Use blocks if you need to. Remember ten is make one 10.



1 Hlakantšha ka go hlopha bol.

Add by grouping the 1s.

<p>$36 + 5 = 41$</p>	<p>$29 + 4 = \underline{\quad}$</p>	<p>$37 + 6 = \underline{\quad}$</p>
<p>$38 + 4 = \underline{\quad}$</p>	<p>$39 + 5 = \underline{\quad}$</p>	<p>$47 + 6 = \underline{\quad}$</p>
<p>$28 + 4 = \underline{\quad}$</p>	<p>$45 + 9 = \underline{\quad}$</p>	<p>$38 + 4 = \underline{\quad}$</p>

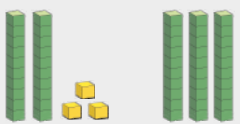
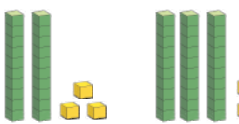
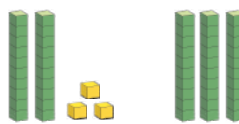
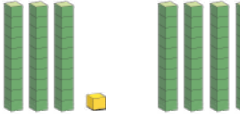
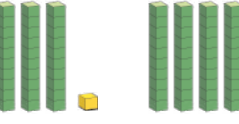
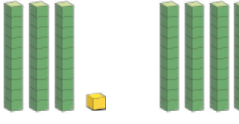
2 Hlakantšha.

Add.

$9 + 3 = 12$	$6 + 6 = \underline{\quad}$	$25 + 5 = \underline{\quad}$	$27 + 6 = \underline{\quad}$
$8 + 5 = \underline{\quad}$	$7 + 7 = \underline{\quad}$	$26 + 6 = \underline{\quad}$	$28 + 7 = \underline{\quad}$
$7 + 8 = \underline{\quad}$	$8 + 8 = \underline{\quad}$	$27 + 7 = \underline{\quad}$	$29 + 8 = \underline{\quad}$
$9 + 6 = \underline{\quad}$	$9 + 9 = \underline{\quad}$	$28 + 8 = \underline{\quad}$	$29 + 9 = \underline{\quad}$

3 Hlakantšha. Ngwala mafokopalo.

Add. Write the number sentences.

 $23 + 30 = 53$	 _____	 _____
 _____	 _____	 _____

4 Hlakantšha.

Add.

$9 + 20 = 29$	$9 + 40 = \underline{\quad}$	$9 + 50 = \underline{\quad}$	$9 + 60 = \underline{\quad}$
$17 + 20 = \underline{\quad}$	$17 + 30 = \underline{\quad}$	$17 + 40 = \underline{\quad}$	$17 + 60 = \underline{\quad}$
$24 + 20 = \underline{\quad}$	$24 + 30 = \underline{\quad}$	$24 + 40 = \underline{\quad}$	$24 + 50 = \underline{\quad}$
$38 + 10 = \underline{\quad}$	$38 + 20 = \underline{\quad}$	$38 + 30 = \underline{\quad}$	$38 + 40 = \underline{\quad}$

5 Rarolla. Ngwala tlhaka ka tlase ga karabo.

Solve. Write the letter below the answer.

$21 - 7 = 14$	<input type="text" value="D"/>	$22 - 6 = \underline{\quad}$	<input type="text" value="T"/>	$18 + 5 = \underline{\quad}$	<input type="text" value="T"/>
$24 - 5 = \underline{\quad}$	<input type="text" value="A"/>	$19 + 2 = \underline{\quad}$	<input type="text" value="E"/>	$29 + 3 = \underline{\quad}$	<input type="text" value="I"/>
$17 + 7 = \underline{\quad}$	<input type="text" value="Š"/>	$23 - 8 = \underline{\quad}$	<input type="text" value="I"/>	$26 + 8 = \underline{\quad}$	<input type="text" value="W"/>
$31 - 3 = \underline{\quad}$	<input type="text" value="Š"/>	$25 + 8 = \underline{\quad}$	<input type="text" value="S"/>	$32 - 6 = \underline{\quad}$	<input type="text" value="I"/>
$29 + 2 = \underline{\quad}$	<input type="text" value="D"/>	$35 - 8 = \underline{\quad}$	<input type="text" value="T"/>	$38 + 2 = \underline{\quad}$	<input type="text" value="A"/>
$33 - 4 = \underline{\quad}$	<input type="text" value="E"/>				

14	15	16	19	21	23	24	26	27	28	29	31	32	33	34	40
<input type="text" value="D"/>	<input type="text"/>	<input type="text"/>	<input type="text"/>	<input type="text"/>	<input type="text"/>	<input type="text"/>	<input type="text"/>	<input type="text"/>	<input type="text"/>	<input type="text"/>	<input type="text"/>	<input type="text"/>	<input type="text"/>	<input type="text"/>	<input type="text"/>

Go hlakantšha ka godimo ga 100 ka go šomiša mothalo palo
Addition over 100 using a number line

MMETSE
WA HLOGO
MENTAL MATHS

MPONTŠHE PALO
(DIPOLOKO)
SHOW ME A NUMBER (BLOCKS)

PAPADI
GAME

KGODIŠO YA KGOPOLO
CONCEPT DEVELOPMENT

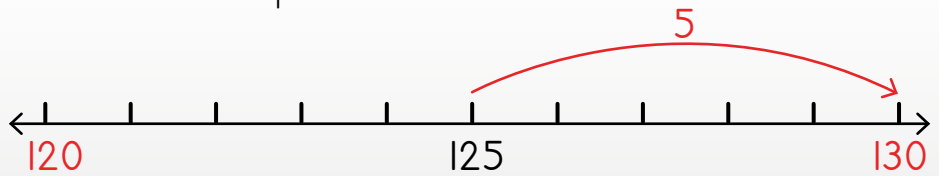
MATLAKALATŠHOMELO
WORKSHEETS

Lebelela ka mokgwa woo re ka
šuthago go ya ga lesome la go latela.
Look how we can move
to the next 10.



10 le tletše.

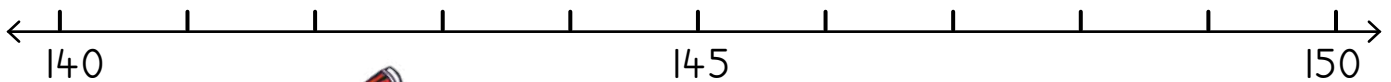
A 10 is filled up.



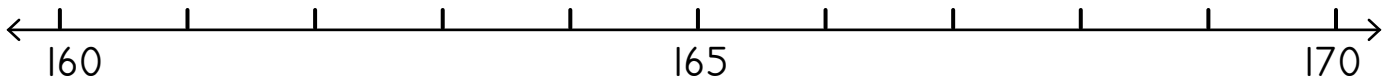
Bapetša: $125 + 5 = 130$
Compare: $25 + 5 = 30$

1 Hlakantšha. Šomiša mothalo palo.

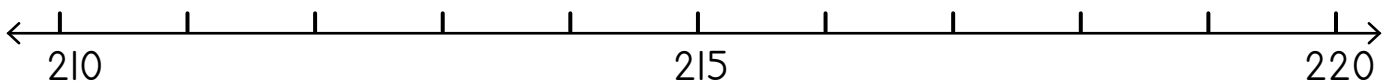
Add. Use the number line.



$142 + 6 = \underline{148}$	$143 + 7 = \underline{\quad}$	$145 + 4 = \underline{\quad}$	$144 + 6 = \underline{\quad}$
-----------------------------	-------------------------------	-------------------------------	-------------------------------



$161 + 4 = \underline{\quad}$	$164 + 6 = \underline{\quad}$	$165 + 5 = \underline{\quad}$	$168 + 1 = \underline{\quad}$
-------------------------------	-------------------------------	-------------------------------	-------------------------------



$217 + 3 = \underline{\quad}$	$210 + 7 = \underline{\quad}$	$211 + 6 = \underline{\quad}$	$216 + 4 = \underline{\quad}$
-------------------------------	-------------------------------	-------------------------------	-------------------------------

2 Hlakantšha.

Add.

$35 + 5 = \underline{40}$	$62 + 8 = \underline{\quad}$	$31 + 9 = \underline{\quad}$	$77 + \underline{\quad} = 80$
$135 + 5 = \underline{140}$	$162 + 8 = \underline{\quad}$	$131 + 9 = \underline{\quad}$	$177 + \underline{\quad} = 180$
$235 + 5 = \underline{240}$	$262 + 8 = \underline{\quad}$	$231 + 9 = \underline{\quad}$	$277 + \underline{\quad} = 280$

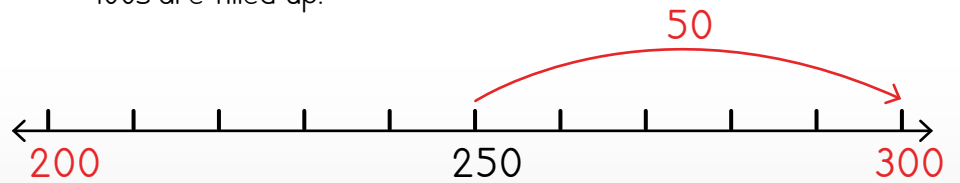
Lebelele ka mokgwa woo re ka šuthago go ya ga lekgolo la go latela.

Look how we can move to the next hundred.



Makgolo a tletše.

100s are filled up.



Bapetša:

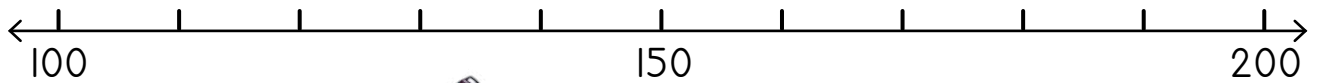
$$250 + 50 = 300$$

Compare:

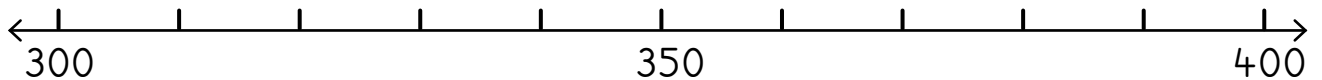
$$50 + 50 = 100$$

3 Hlakantšha. Šomiša mothalo palo.

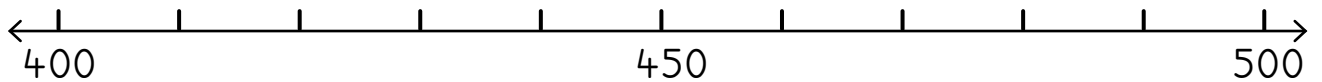
Add. Use the number line.



$170 + 30 = \underline{200}$	$150 + 50 = \underline{\quad}$	$110 + 90 = \underline{\quad}$
$140 + 60 = \underline{\quad}$	$150 + 50 = \underline{\quad}$	$160 + 40 = \underline{\quad}$



$340 + 30 = \underline{\quad}$	$330 + 40 = \underline{\quad}$	$350 + 40 = \underline{\quad}$
$390 + 10 = \underline{\quad}$	$360 + 20 = \underline{\quad}$	$350 + 50 = \underline{\quad}$



$450 + 50 = \underline{\quad}$	$410 + 40 = \underline{\quad}$	$440 + 50 = \underline{\quad}$
$450 + 30 = \underline{\quad}$	$470 + 30 = \underline{\quad}$	$430 + 70 = \underline{\quad}$

4 Hlakantšha.

Add.

$80 + 20 = \underline{100}$	$20 + 60 = \underline{\quad}$	$60 + 40 = \underline{\quad}$
$70 + \underline{\quad} = 100$	$140 + 50 = \underline{\quad}$	$260 + 40 = \underline{\quad}$

Go hlakantšha ka go šomiša mokgwa wa kholomo
Addition using the column method

MMETSE
WA HLOGO
MENTAL MATHS


MPONTŠHE PALO
(DIPOLOKO)
SHOW ME A NUMBER (BLOCKS)

PAPADI
GAME

KGODIŠO YA KGOPOLO
CONCEPT DEVELOPMENT

MATLAKALATŠHOMELO
WORKSHEETS

$26 + 33 = 59$

			masome tens	metšo ones
<p>26 e swana le 20 le 6. 26 is the same as 20 and 6.</p>			2	6
<p>Go hlakantšha 33 go swana le go hlakantšha 30 le 3. Adding 33 is the same as adding 30 and 3.</p>			+ 3	3
<p>A re hlakantšheng ma10 le metšo. Let's add 10s and 1s.</p> 			5	9

Masome a ma2 le masome a ma3 a dira masome a ma5. Metšo ye 6 le metšo ye me3 e dira metšo ye 9. Ke na le 59 ka moka go di hlakana.

2 tens and 3 tens makes 5 tens.
6 ones and 3 ones makes 9 ones.
I have 59 altogether.



Šomiša dipoloko go hlakantšha.

Add using blocks.

$47 + 32 = 79$	$51 + 22 = \underline{\quad}$	$25 + 46 = \underline{\quad}$
$31 + 61 = \underline{\quad}$	$83 + 22 = \underline{\quad}$	$54 + 13 = \underline{\quad}$

2 Hlakantšha.

Add.

		5	6

		+ 1	2

		6	8

		3	5

		+ 2	3

3 Hlakantšha. Šomiša dipoloko tša gago.

Add. Use your blocks.

$26 + 13 = \underline{\quad}$

masome tens	metšo ones
2	6

+	1
	3

3	9

$25 + 51 = \underline{\quad}$

masome tens	metšo ones
2	5

+	5
	1

$22 + 32 = \underline{\quad}$

masome tens	metšo ones
2	2

+	3
	2

$36 + 11 = \underline{\quad}$

masome tens	metšo ones
3	6

+	1
	1

$33 + 52 = \underline{\quad}$

masome tens	metšo ones
3	3

+	5
	2

$34 + 45 = \underline{\quad}$

masome tens	metšo ones
3	4

+	4
	5

$42 + 34 = \underline{\quad}$

masome tens	metšo ones
4	2

+	3
	4

$55 + 24 = \underline{\quad}$

masome tens	metšo ones
5	5

+	2
	4

$61 + 38 = \underline{\quad}$

masome tens	metšo ones
6	1

+	3
	8

LETLAKALATŠHOMELO
WORKSHEET

LETLAKALATŠHOMELO
WORKSHEET

A re boleleng Mmetse!

Let's talk Maths!

Ka Sepedi re re:

dira 10

Metšo ye lesome e swana le 10 le le tee.

lefokopalo

hlakantšha

Hlakantšha dikatišo tša 10.

Ma10 a lesome a swana le 100 le le tee.

Tlatša ma100.

In English we say:

make a 10

Ten ones is the same as one 10.

number sentence

add

Add multiples of 10.

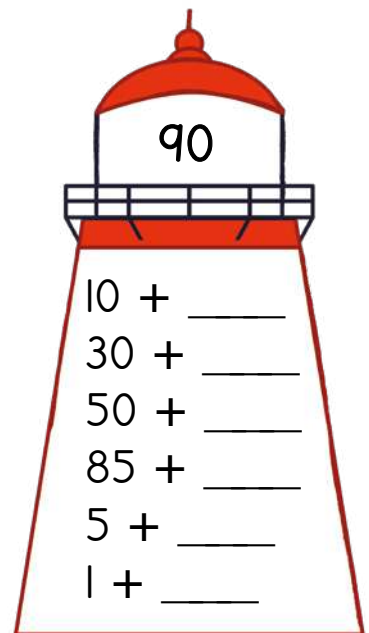
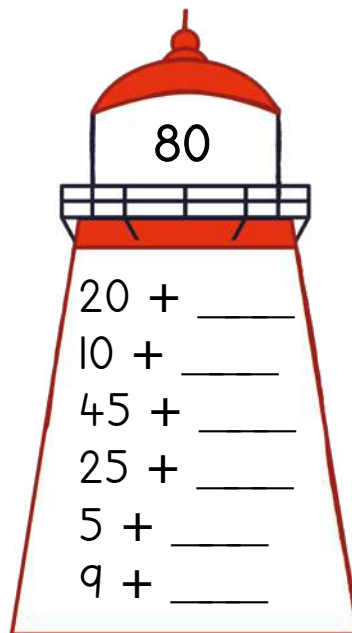
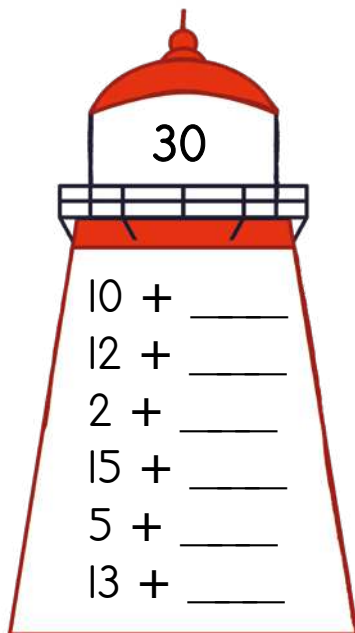
Ten 10s is the same as one 100.

Fill the 100s.



- 1 Hlakantšha gore o dire palo ya ka godimo ya ntlo ya go bonegela.

Add to make the number at the top of the lighthouse.



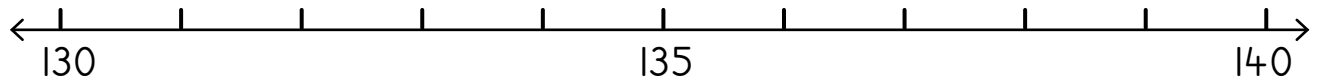
- 2 Hlakantšha.

Add.

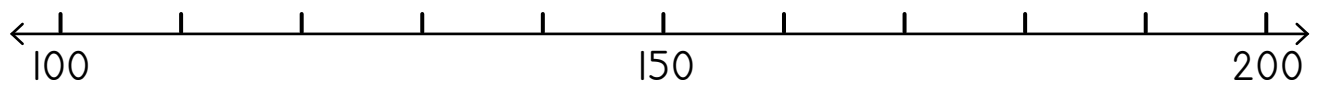
$235 + 5 = \underline{\quad}$	$142 + 7 = \underline{\quad}$	$333 + \underline{\quad} = 340$
$178 + \underline{\quad} = 180$	$330 + 50 = \underline{\quad}$	$260 + 40 = \underline{\quad}$

3 Šomiša mothalopalo go hlakantšha.

Add using the number line.



$130 + 10 = \underline{\quad}$	$134 + 5 = \underline{\quad}$	$134 + 6 = \underline{\quad}$
$130 + 7 = \underline{\quad}$	$132 + 8 = \underline{\quad}$	$136 + 4 = \underline{\quad}$



$120 + 30 = \underline{\quad}$	$150 + 10 = \underline{\quad}$	$160 + 40 = \underline{\quad}$
$180 + 20 = \underline{\quad}$	$160 + 30 = \underline{\quad}$	$130 + 70 = \underline{\quad}$

4 Hlakantšha.

Add.

$14 + 52 = \underline{\quad}$

masome tens	metšo ones
14	52

+	

$65 + 24 = \underline{\quad}$

masome tens	metšo ones
65	24

+	

$33 + 56 = \underline{\quad}$

masome tens	metšo ones
33	56

+	

$34 + 31 = \underline{\quad}$

masome tens	metšo ones
34	31

+	

$67 + 22 = \underline{\quad}$

masome tens	metšo ones
67	22

+	

$81 + 12 = \underline{\quad}$

masome tens	metšo ones
81	12

+	

MMETSE
WA HLOGO
MENTAL MATHS

NTŠI GO
FETA
MORE THAN

PAPADI
GAME

KGODIŠO YA KGPOLO
CONCEPT DEVELOPMENT

MATLAKALATŠHOMELO
WORKSHEETS

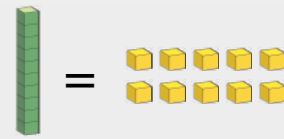
Papadi: Mmetse wa lebelo ka dikarata - ntšha
Game: Fast maths with cards - subtract

- Dira mokgobo wa dikarata tšha dipalo 0 go ya go 10.
Place number cards 0 to 10 in a pile.
- Ribolla karata e tee.
Flip one card.
- Ntšha go 50.
Subtract from 50.
- Bjale ntšha go 60, 70, 80, 90 le 100.
Next subtract from 60, 70, 80, 90 and 100.



Balela ka hlogo ka dinako ka moka ge o ka kgona. Šomiša dipoloko ge go hlokega. Tšhentšhiša 10 le le tee ka metšo ye lesome.

Always work in your head if you can. Use blocks if you need to. Exchange one 10 for ten 1s.



I Ntšha ka go bapatšha lesome le tee.
Subtract by exchanging one ten.

<p>$40 - 6 = 34$</p>	<p>$30 - 5 = \underline{\quad}$</p>	<p>$20 - 1 = \underline{\quad}$</p>
<p>$50 - 2 = \underline{\quad}$</p>	<p>$20 - 7 = \underline{\quad}$</p>	<p>$60 - 4 = \underline{\quad}$</p>
<p>$30 - 4 = \underline{\quad}$</p>	<p>$20 - 4 = \underline{\quad}$</p>	<p>$40 - 8 = \underline{\quad}$</p>

2 Ntšha.

Subtract.

$10 - 2 = \underline{8}$	$10 - 3 = \underline{\quad}$	$10 - 6 = \underline{\quad}$
$20 - 2 = \underline{\quad}$	$20 - 3 = \underline{\quad}$	$20 - 6 = \underline{\quad}$
$30 - 4 = \underline{\quad}$	$30 - 7 = \underline{\quad}$	$30 - 1 = \underline{\quad}$
$40 - 4 = \underline{\quad}$	$40 - 7 = \underline{\quad}$	$40 - 1 = \underline{\quad}$
$50 - 5 = \underline{\quad}$	$50 - 4 = \underline{\quad}$	$50 - 8 = \underline{\quad}$
$60 - 5 = \underline{\quad}$	$60 - 4 = \underline{\quad}$	$60 - 8 = \underline{\quad}$

3 Ntšha gore o dire palo ya ka godimo ya ntlo ya go bonegela.

Subtract to make the number at the top of the lighthouse.

4

$20 - \underline{16}$

$30 - \underline{\quad}$

$50 - \underline{\quad}$

$60 - \underline{\quad}$

$40 - \underline{\quad}$

$80 - \underline{\quad}$

7

$20 - \underline{13}$

$30 - \underline{\quad}$

$50 - \underline{\quad}$

$60 - \underline{\quad}$

$40 - \underline{\quad}$

$80 - \underline{\quad}$

9

$20 - \underline{11}$

$30 - \underline{\quad}$

$50 - \underline{\quad}$

$60 - \underline{\quad}$


$40 - \underline{\quad}$

$80 - \underline{\quad}$

Papadi: Ke palo efe?

Game: What number?

- Šomang ka bobedi. Agang palo ka dipoloko tša lena.
Work in pairs. Build the number using your blocks.
- Ke palo efe?
What number?
- Na ke ma100 a makae? Na ke ma10 a makae? Na ke metšo ye mekae?
How many 100s? How many 10s? How many 1s?



MMETSE
WA HLOGO
MENTAL MATHS

NTŠI GO
FETA
MORE THAN

PAPADI
GAME

KGODIŠO YA KGOPOLLO
CONCEPT DEVELOPMENT


MATLAKALATŠHOMELO
WORKSHEETS

1 Ntšha ka go bapatšha lesome le tee.

Subtract by exchanging one ten.

<p>$41 - 5 = 36$</p>	<p>$32 - 5 = \underline{\quad}$</p>	<p>$24 - 7 = \underline{\quad}$</p>
<p>$56 - 8 = \underline{\quad}$</p>	<p>$45 - 6 = \underline{\quad}$</p>	<p>$37 - 8 = \underline{\quad}$</p>
<p>$44 - 9 = \underline{\quad}$</p>	<p>$54 - 6 = \underline{\quad}$</p>	<p>$33 - 5 = \underline{\quad}$</p>

Thoma ka go ntšha metšo ke moka o ntšhe ma10.
First subtract the 1s and then subtract the 10s.



$35 - 23 = 12$

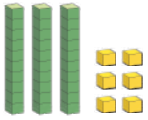
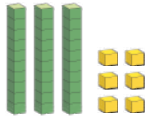
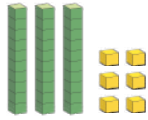



2 Ntšha.

Subtract.

$12 - 4 = 8$	$11 - 7 = \underline{\quad}$	$30 - 5 = \underline{\quad}$	$42 - 4 = \underline{\quad}$
$11 - 5 = \underline{\quad}$	$12 - 8 = \underline{\quad}$	$32 - 6 = \underline{\quad}$	$43 - 5 = \underline{\quad}$
$13 - 6 = \underline{\quad}$	$13 - 7 = \underline{\quad}$	$34 - 7 = \underline{\quad}$	$44 - 7 = \underline{\quad}$
$15 - 8 = \underline{\quad}$	$14 - 8 = \underline{\quad}$	$36 - 8 = \underline{\quad}$	$52 - 5 = \underline{\quad}$

3 Ntšha.

Subtract.

 $36 - 20 = \underline{\quad}$	 $36 - 24 = \underline{\quad}$	 $36 - 26 = \underline{\quad}$
 $54 - 30 = \underline{\quad}$	 $54 - 32 = \underline{\quad}$	 $54 - 52 = \underline{\quad}$

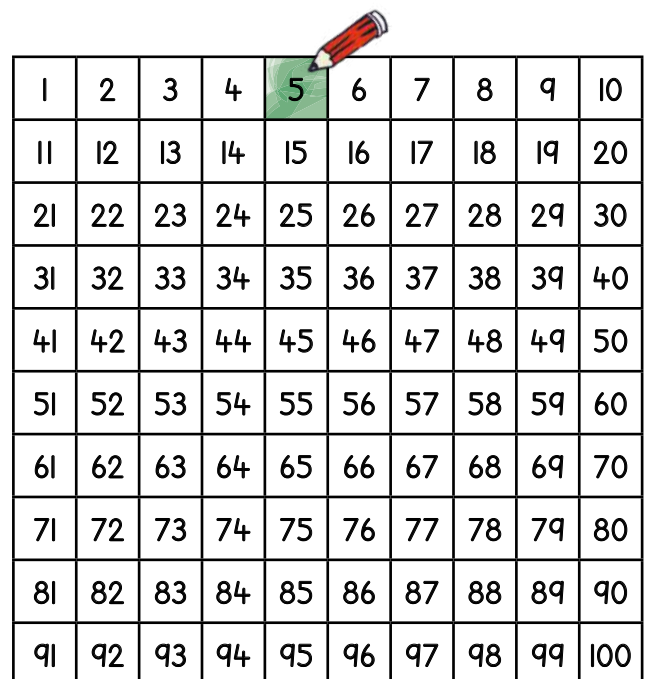
4

$39 - 20 = \underline{19}$	$49 - 40 = \underline{\quad}$	$69 - 50 = \underline{\quad}$	$69 - 60 = \underline{\quad}$
$47 - 20 = \underline{\quad}$	$57 - 30 = \underline{\quad}$	$67 - 40 = \underline{\quad}$	$77 - 60 = \underline{\quad}$
$54 - 20 = \underline{\quad}$	$54 - 40 = \underline{\quad}$	$74 - 40 = \underline{\quad}$	$74 - 50 = \underline{\quad}$

5 Ntšha. Khalara karabo godimo ga kriti.

Subtract. Colour the answer on the grid.

- | | |
|-------------------------------|-------------------------------|
| $25 - 20 = \underline{5}$ | $59 - 31 = \underline{\quad}$ |
| $36 - 30 = \underline{\quad}$ | $46 - 14 = \underline{\quad}$ |
| $26 - 12 = \underline{\quad}$ | $59 - 20 = \underline{\quad}$ |
| $39 - 22 = \underline{\quad}$ | $64 - 23 = \underline{\quad}$ |
| $44 - 21 = \underline{\quad}$ | $92 - 42 = \underline{\quad}$ |
| $83 - 32 = \underline{\quad}$ | $89 - 11 = \underline{\quad}$ |
| $94 - 34 = \underline{\quad}$ | $98 - 14 = \underline{\quad}$ |
| $75 - 13 = \underline{\quad}$ | $99 - 12 = \underline{\quad}$ |
| $99 - 30 = \underline{\quad}$ | $100 - 5 = \underline{\quad}$ |
| $95 - 22 = \underline{\quad}$ | $104 - 8 = \underline{\quad}$ |



1	2	3	4	5	6	7	8	9	10
11	12	13	14	15	16	17	18	19	20
21	22	23	24	25	26	27	28	29	30
31	32	33	34	35	36	37	38	39	40
41	42	43	44	45	46	47	48	49	50
51	52	53	54	55	56	57	58	59	60
61	62	63	64	65	66	67	68	69	70
71	72	73	74	75	76	77	78	79	80
81	82	83	84	85	86	87	88	89	90
91	92	93	94	95	96	97	98	99	100

Go ntšha ka godimo ga 100 ka go šomiša mothalo-palo
Subtraction over 100 using a number line

MMETSE
WA HLOGO
MENTAL MATHS

NTŠI GO
FETA
MORE THAN

PAPADI
GAME

KGODIŠO YA
KGOPOLO
CONCEPT DEVELOPMENT

MATLAKALATŠHOMELO
WORKSHEETS

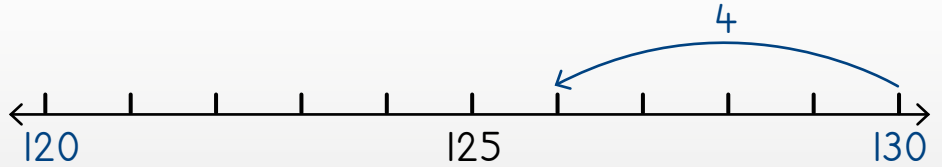
Lebelela gore re ka ntšha go mal0 bjang re šomiša mothalo-palo!

Look at how we can subtract from the 10s using a number line.



Ntšha go 10 la go tla-la.

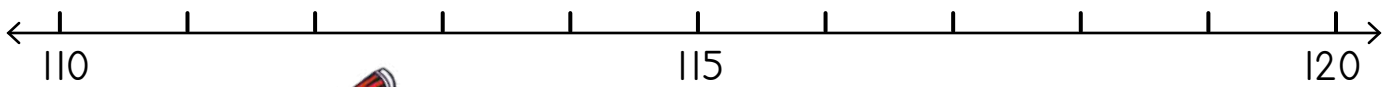
Subtract from a full 10.



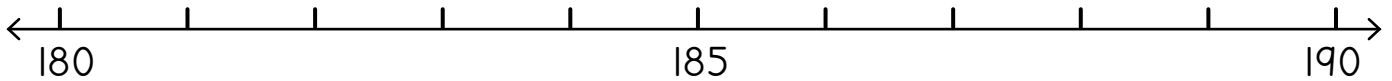
Bapetšha: $130 - 4 = 126$
Compare: $30 - 4 = 26$

1 Ntšha. Šomiša mothalo-palo.

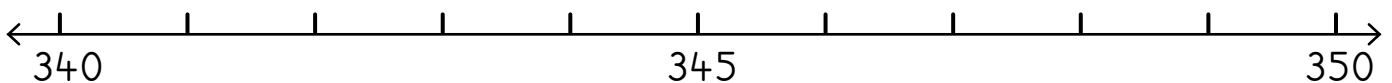
Subtract. Use the number line.



$120 - 6 = 114$	$120 - 2 = \underline{\quad}$	$120 - 1 = \underline{\quad}$	$120 - 10 = \underline{\quad}$
-----------------	-------------------------------	-------------------------------	--------------------------------



$190 - 3 = \underline{\quad}$	$190 - 5 = \underline{\quad}$	$190 - 8 = \underline{\quad}$	$190 - 5 = \underline{\quad}$
-------------------------------	-------------------------------	-------------------------------	-------------------------------



$350 - 1 = \underline{\quad}$	$350 - 10 = \underline{\quad}$	$350 - 4 = \underline{\quad}$	$350 - 8 = \underline{\quad}$
-------------------------------	--------------------------------	-------------------------------	-------------------------------

2 Ntšha.

Subtract.

$40 - 5 = 35$	$60 - 8 = \underline{\quad}$	$30 - 2 = \underline{\quad}$	$80 - \underline{\quad} = 77$
$140 - 5 = 135$	$160 - 8 = \underline{\quad}$	$130 - 2 = \underline{\quad}$	$180 - \underline{\quad} = 177$
$240 - 5 = 235$	$260 - 8 = \underline{\quad}$	$230 - 2 = \underline{\quad}$	$280 - \underline{\quad} = 277$

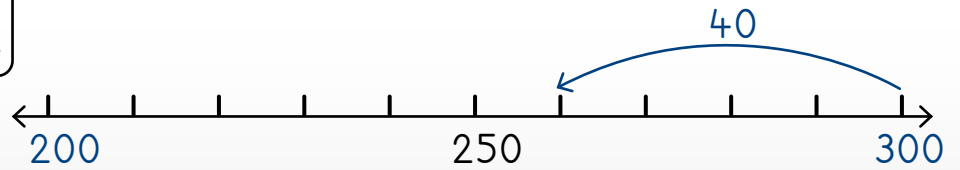
Lebelele gore re ka ntšha go ma100 bjang re šomiša mothalo palo!

Look at how we can subtract from the 100s using a number line.



Ntšha go ma100.

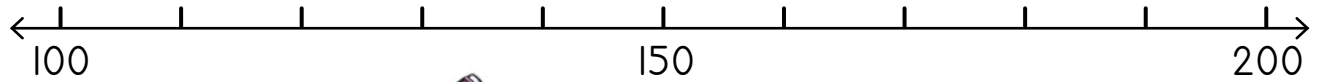
Subtract from the 100s.



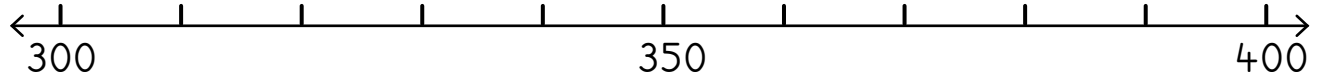
Bapetša: $300 - 40 = 260$
 Compare: $100 - 40 = 60$

3 Ntšha. Šomiša mothalo palo.

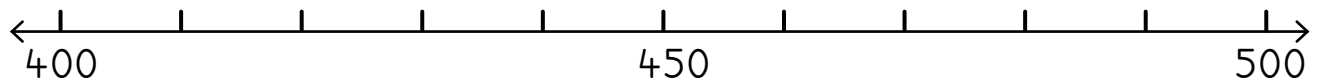
Subtract. Use the number line.



$200 - 30 = \underline{170}$	$200 - 20 = \underline{\quad}$	$200 - 80 = \underline{\quad}$
$200 - 10 = \underline{\quad}$	$160 - 30 = \underline{\quad}$	$160 - 60 = \underline{\quad}$



$400 - 60 = \underline{\quad}$	$400 - 50 = \underline{\quad}$	$400 - 10 = \underline{\quad}$
$400 - 100 = \underline{\quad}$	$400 - 30 = \underline{\quad}$	$380 - 80 = \underline{\quad}$



$500 - 90 = \underline{\quad}$	$500 - 30 = \underline{\quad}$	$500 - 70 = \underline{\quad}$
$500 - 60 = \underline{\quad}$	$450 - 40 = \underline{\quad}$	$450 - 50 = \underline{\quad}$

4 Ntšha.

Subtract.

$100 - 20 = \underline{80}$	$100 - 60 = \underline{\quad}$	$200 - 40 = \underline{\quad}$
$200 - \underline{\quad} = 150$	$200 - 40 = \underline{\quad}$	$300 - \underline{\quad} = 260$

Go ntšha ka go šomiša mokgwa wa kholomo
Subtraction using the column method

MMETSE
WA HLOGO
MENTAL MATHS

NTŠI GO
FETA
MORE THAN

PAPADI
GAME

KGODIŠO YA KGOPOLLO
CONCEPT DEVELOPMENT

MATLAKALATŠHOMELO
WORKSHEETS

$$49 - 21 = \underline{28}$$

masome tens	metšo ones
4	9

- 2	1

2	8

<p>49 e swana le 40 le 9. 49 is the same as 40 and 9.</p>		
<p>Bjale a re ntšheng 21. Now let's subtract 21.</p>		

Metšo ye 9 re tloša motšo o tee go šala metšo ye 8.
Masome a ma4 re tloša masome a ma2 go šala masome a ma2.
Masome a ma2 le metšo ye 8 ke 28.
9 ones take away 1 one leaves 8 ones.
4 tens take away 2 tens leaves 2 tens.
2 tens and 8 ones makes 28.



1 Šomiša dipoloko go ntšha.

Subtract using blocks.

58 - 16 = <u>42</u>	49 - 23 = ____	68 - 37 = ____
36 - 13 = ____	74 - 21 = ____	94 - 42 = ____
84 - 12 = ____	38 - 17 = ____	36 - 15 = ____

2 Ntšha.

Subtract.

6	5

2	1

4	4

4	8

2	3

3 Ntšha. Šomiša dipoloko tša gago.

Subtract. Use your blocks.

$26 - 13 = \underline{\quad}$

masome tens	metšo ones
2	6

1	3

3	9

$36 - 11 = \underline{\quad}$

masome tens	metšo ones

$49 - 34 = \underline{\quad}$

masome tens	metšo ones

$35 - 11 = \underline{\quad}$

masome tens	metšo ones

$43 - 22 = \underline{\quad}$

masome tens	metšo ones

$65 - 24 = \underline{\quad}$

masome tens	metšo ones

$47 - 25 = \underline{\quad}$

masome tens	metšo ones

$58 - 45 = \underline{\quad}$

masome tens	metšo ones

$89 - 38 = \underline{\quad}$

masome tens	metšo ones

A re boleleng Mmetse!

Let's talk Maths!

Ka Sepedi re re:

Metšo ye lesome e swana le 10 le le tee.

lefokopalo

ntšha

ntšha dikatišo tša 10

Ma10 a lesome a swana le 100 le le tee.

ntšha go ma10

ntšha go ma100

In English we say:

Ten is the same as one 10.

number sentence

subtract

subtract multiples of 10

Ten 10s is the same as one 100.

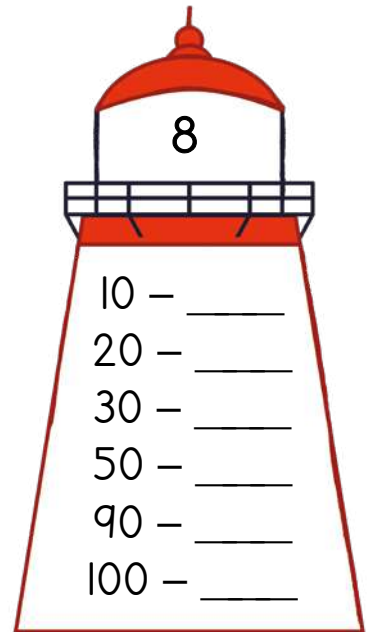
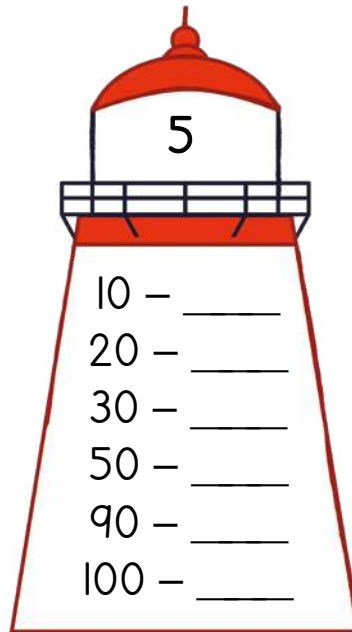
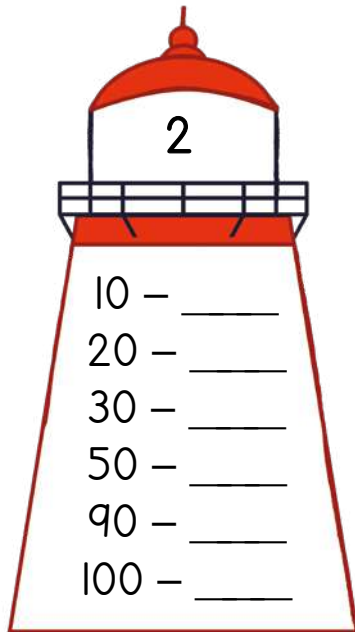
subtract from the 10s

subtract from the 100s



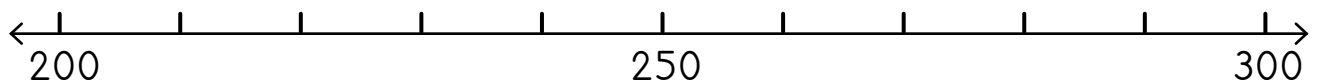
1 Ntšha gore o dire palo ya ka godimo ya ntlo ya go bonegela.

Subtract to make the number at the top of the lighthouse.



2 Šomiša mothalo palo go ntšha.

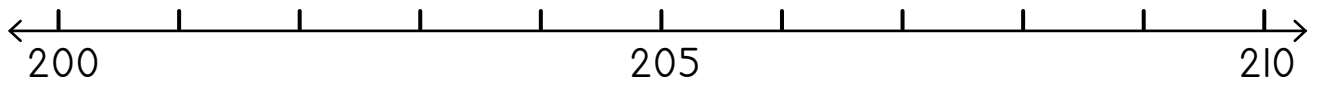
Subtract using the number line.



$$300 - 40 = \underline{\quad}$$

$$280 - 80 = \underline{\quad}$$

$$300 - 70 = \underline{\quad}$$



$210 - 5 = \underline{\quad}$	$205 - 5 = \underline{\quad}$	$208 - 4 = \underline{\quad}$
$210 - 10 = \underline{\quad}$	$209 - 6 = \underline{\quad}$	$210 - 7 = \underline{\quad}$

3 Ntšha.

Subtract.

$240 - 5 = \underline{\quad}$	$140 - 7 = \underline{\quad}$	$340 - \underline{\quad} = 333$
$180 - \underline{\quad} = 171$	$500 - 50 = \underline{\quad}$	$200 - 40 = \underline{\quad}$

4 Ntšha.

Subtract.

$74 - 51 = \underline{\quad}$

masome tens	metšo ones
74	51

—	

$93 - 53 = \underline{\quad}$

masome tens	metšo ones
93	53

—	

$56 - 24 = \underline{\quad}$

masome tens	metšo ones
56	24

—	

$85 - 44 = \underline{\quad}$

masome tens	metšo ones
85	44

—	

$68 - 31 = \underline{\quad}$

masome tens	metšo ones
68	31

—	

$29 - 19 = \underline{\quad}$

masome tens	metšo ones
29	19

—	

$35 - 22 = \underline{\quad}$

masome tens	metšo ones
35	22

—	

$44 - 23 = \underline{\quad}$

masome tens	metšo ones
44	23

—	

$63 - 52 = \underline{\quad}$

masome tens	metšo ones
63	52

—	

MMETSE
WA HLOGO
MENTAL MATHS

NNYANE GO
LESS THAN

PAPADI
GAME

KGODIŠO YA KGOPOLLO
CONCEPT DEVELOPMENT

MATLAKALATŠHOMELO
WORKSHEETS

Papadi: Ke palo efe?
Game: What number?

- Bontšha palo o šomiša dikarata tša gago.
Show the number using your flard cards.
- Ke palo efe?
What number?
- Na ke ma100 a makae? Na ke ma10 a makae? Na ke metšo ye mekae?
How many 100s? How many 10s? How many 1s?



H	T	O

H	T	O
1	5	6

+	1	2
1	6	8



Lebelela dipalelo ka gare ga dikholomo. Gopola go thoma ka go hlakantšha metšo ke moka go latele ma10. Na o hwetšha eng?

Look at the working in the columns. Remember to add the 1s first, then the 10s. What do you get?

H	T	O

H	T	O
1	3	5

-	2	3
1	1	2



Lebelela dipalelo ka gare ga dikholomo. Gopola go thoma ka go ntšha metšo ke moka go latele ma10. Na go šala eng?

Look at the working in the columns. Remember to subtract the 1s first, then the 10s. What is left?

1 Hlakantšha o be o ntšhe ka go šomiša dipoloko.

Add and subtract using blocks.

$133 + 24 = \underline{157}$	$156 + 41 = \underline{\quad}$	$127 + 62 = \underline{\quad}$
$187 - 56 = \underline{131}$	$165 - 32 = \underline{\quad}$	$138 - 32 = \underline{\quad}$

2 Hlakantšha.

Add.

$164 + 35 = \underline{199}$

H	T	O

H	T	O
1	6	4

	3	5
1	9	9

$123 + 56 = \underline{\quad}$

H	T	O

H	T	O

3 Ntšha.

Subtract.

$167 - 45 = \underline{\quad}$

H	T	O

H	T	O

$148 - 37 = \underline{\quad}$

H	T	O

H	T	O

4 Šomiša dipoloko go hlakantšha.

Add using blocks.

$153 + 45 = \underline{\quad}$

H	T	O

$166 + 12 = \underline{\quad}$

H	T	O

5 Šomiša dipoloko tšha gago go ntšha.

Subtract using blocks.

$124 - 12 = \underline{\quad}$

H	T	O

$155 - 43 = \underline{\quad}$

H	T	O

Go hlakantšha ka go šomiša mokgwa wa kholomo
Addition using the column method

MMETSE
WA HLOGO
MENTAL MATHS

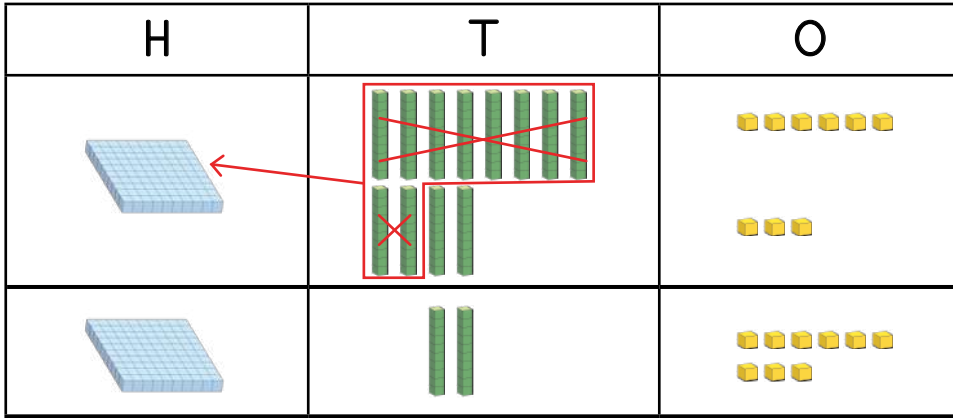
NNYANE GO
LESS THAN

PAPADI
GAME

KGODIŠO YA KGOPOLLO
CONCEPT DEVELOPMENT

MATLAKALATŠHOMELO
WORKSHEETS

$$86 + 43 = \underline{129}$$



H	T	O
	8	6

+	4	3
1	2	9

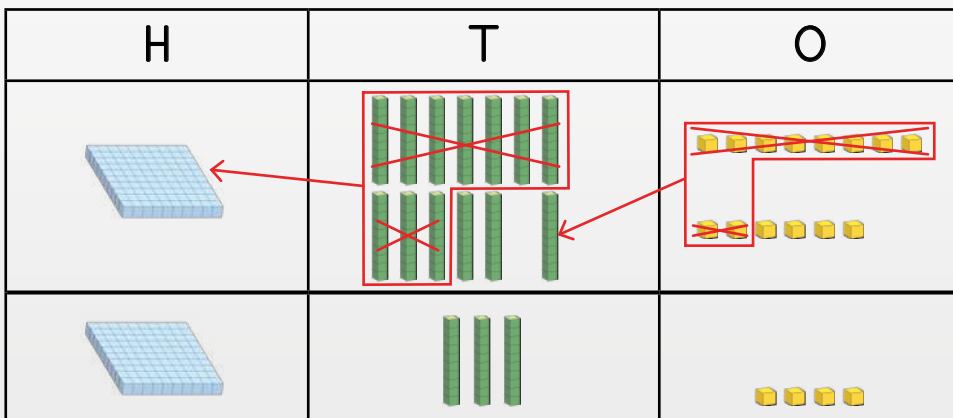


Ke tšhentšhiša masome a 10 ka lekgolo le 1.
Ke na le 129 ge a hlakana ka moka.
I exchanged 10 tens for 1 hundred.
I have 129 altogether.

Nka tšhentšhiša ma10 le metšo!
Lebelela mohlala wo.
I can exchange 10s and 1s!
Look at this example.



$$78 + 56 = \underline{134}$$



H	T	O
	7	8

+	5	6
1	3	4

1 Hlakantšha.

Add.

$79 + 74 = \underline{\quad}$



H	T	O

H	T	O
	7	9

+	7	4

$48 + 84 = \underline{\quad}$

H	T	O

H	T	O
	4	8

+	8	4

2 Šomiša dipoloko go hlakantšha.

Add using blocks.

$57 + 81 = \underline{138}$	$85 + 33 = \underline{\quad}$	$91 + 46 = \underline{\quad}$	$64 + 72 = \underline{\quad}$
$56 + 75 = \underline{131}$	$84 + 47 = \underline{\quad}$	$39 + 84 = \underline{\quad}$	$67 + 58 = \underline{\quad}$

3 Hlakantšha. Šomiša dipoloko tša gago.

Add. Use your blocks.

$39 + 78 = \underline{\quad}$ $43 + 99 = \underline{\quad}$ $65 + 89 = \underline{\quad}$ $74 + 59 = \underline{\quad}$

H	T	O

+		

H	T	O

+		

H	T	O

+		

H	T	O

+		

Go ntšha ka go šomiša mokgwa wa kholomo
Subtraction using the column method

MMETSE
WA HLOGO
MENTAL MATHS

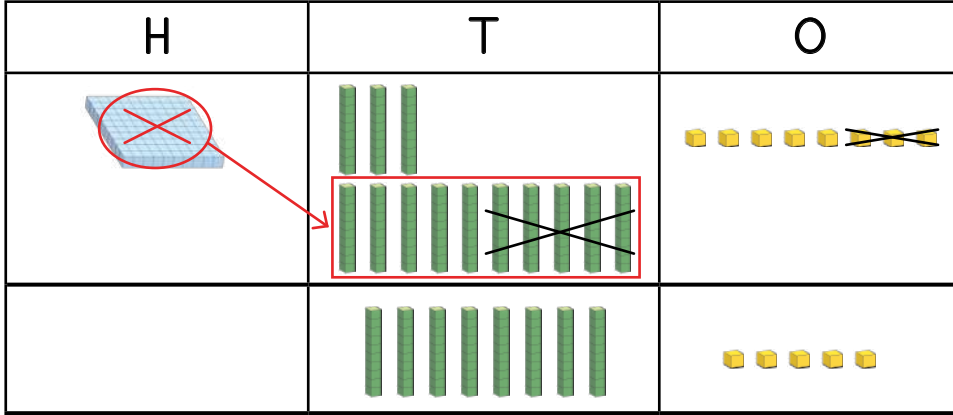
NNYANE GO
LESS THAN

PAPADI
GAME

KGODIŠO YA KGOPOLO
CONCEPT DEVELOPMENT

MATLAKALATŠHOMELO
WORKSHEETS

$$138 - 53 = \underline{85}$$



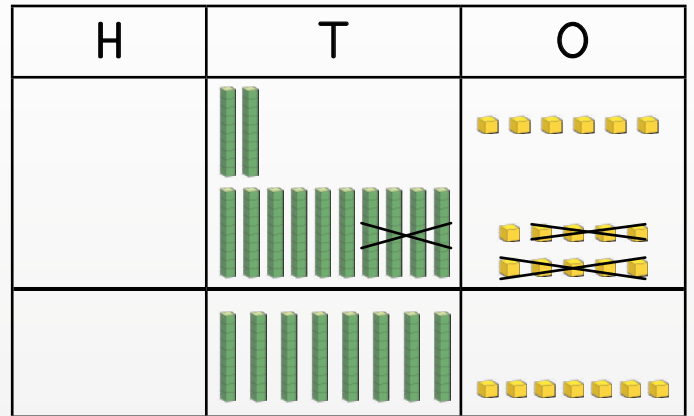
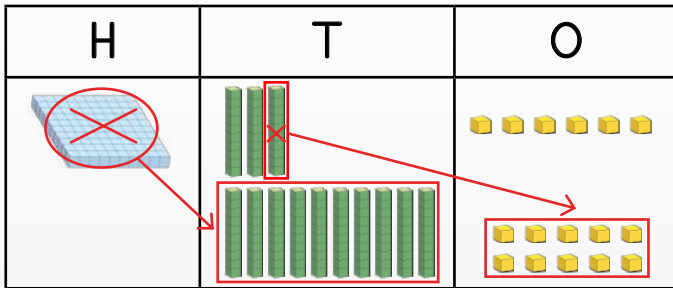
H	T	O
1	¹ 3	8
<hr style="border-top: 1px dashed black;"/>		
	5	3
<hr/>		
	8	5



Ke tšhentšhiša lekgolo le 1 ka masome a 10. Bjale ke na le masome a 13. Ke ntšha masome a ma5.

I exchanged 1 hundred for 10 tens. I have 13 tens now. I subtract 5 tens.

$$136 - 49 = \underline{87}$$



Ke tšhentšhiša lekgolo le 1 ka masome a 10. Bjale ke na le masome a 13. Ke tšhentšhiša lesome le 1 ka metšo ye 10. Bjale ke na le metšo ye 16.

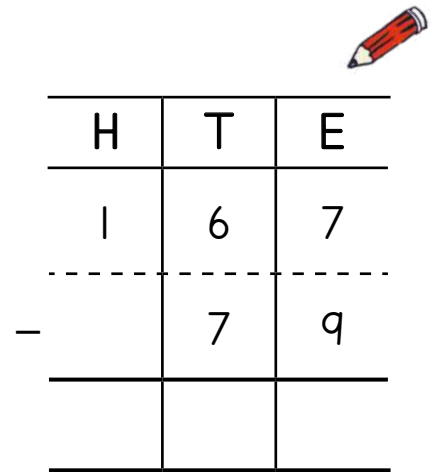
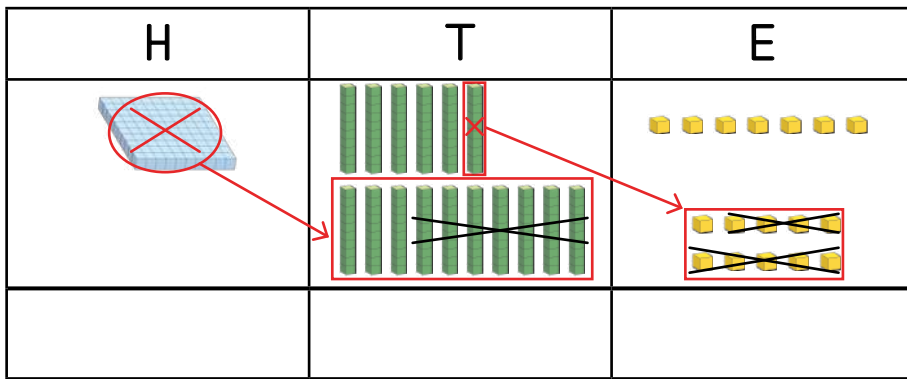
I exchanged 1 hundred for 10 tens. I have 13 tens now. I exchanged 1 ten for 10 ones. I have 16 ones now.

H	T	O
1	¹² 3	¹ 6
<hr style="border-top: 1px dashed black;"/>		
	4	9
<hr/>		
	8	7

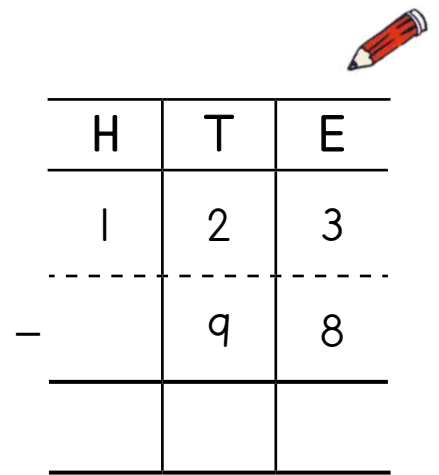
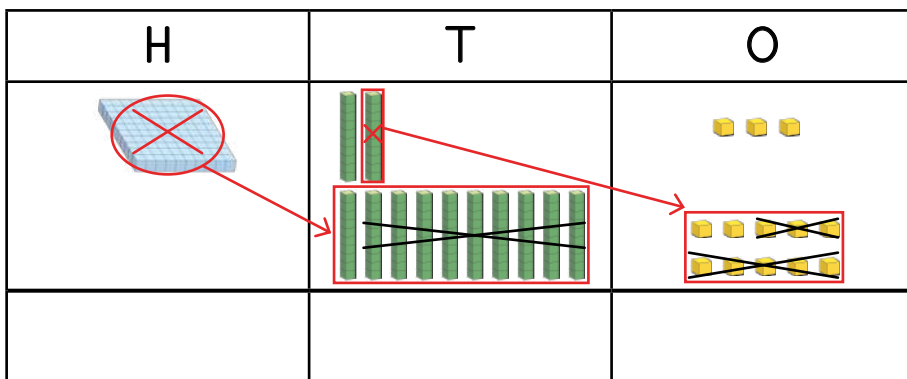
1 Ntšha.

Subtract.

$167 - 79 = \underline{\hspace{2cm}}$





$123 - 98 = \underline{\hspace{2cm}}$



2 Šomiša dipoloko tša gago go ntšha.

Subtract using blocks.

 $114 - 52 = \underline{62}$	$135 - 56 = \underline{\hspace{2cm}}$	$168 - 87 = \underline{\hspace{2cm}}$	$136 - 63 = \underline{\hspace{2cm}}$
 $124 - 45 = \underline{79}$	$131 - 64 = \underline{\hspace{2cm}}$	$164 - 87 = \underline{\hspace{2cm}}$	$142 - 75 = \underline{\hspace{2cm}}$

3 Ntšha. Šomiša dipoloko tša gago.

Subtract. Use your blocks.

$167 - 85 = \underline{\hspace{2cm}}$

$148 - 72 = \underline{\hspace{2cm}}$

$152 - 62 = \underline{\hspace{2cm}}$

$126 - 47 = \underline{\hspace{2cm}}$

H	T	O

-		

H	T	O

-		

H	T	O

-		

H	T	O

-		

MMETSE
WA HLOGO
MENTAL MATHS

NNYANE GO
LESS THAN

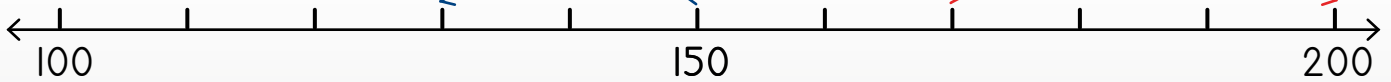
PAPADI
GAME

KGODIŠO YA KGOPOLO
CONCEPT DEVELOPMENT

MATLAKALATŠHOMELO
WORKSHEETS

$$150 - 20 = 130$$

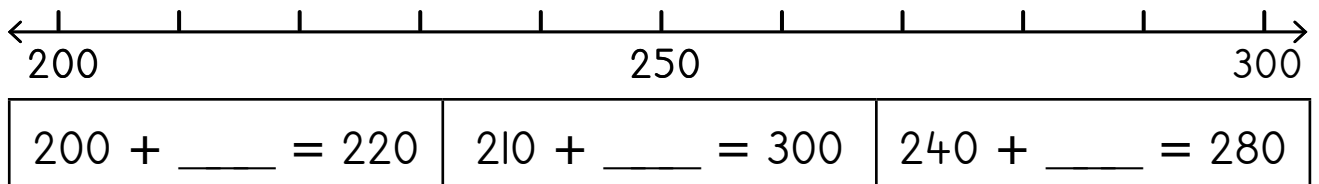
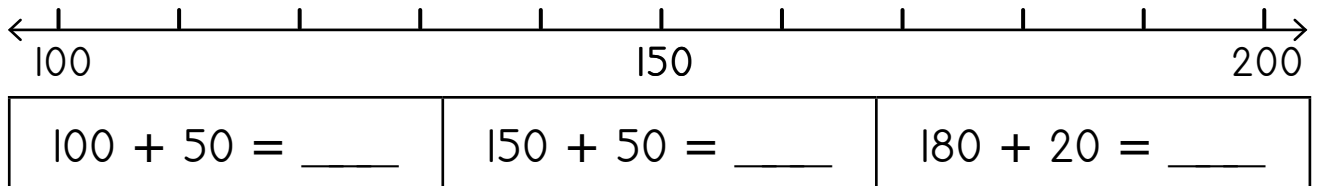
$$170 + 30 = 200$$



Šomiša mothalo palo go hlakantšha le go ntšha.
Ge o ntšha, o ya ka go la ngele.
Ge o hlakantšha, o ya ka go la go ja.
Add and subtract using a number line.
To subtract, move left
To add, move right.

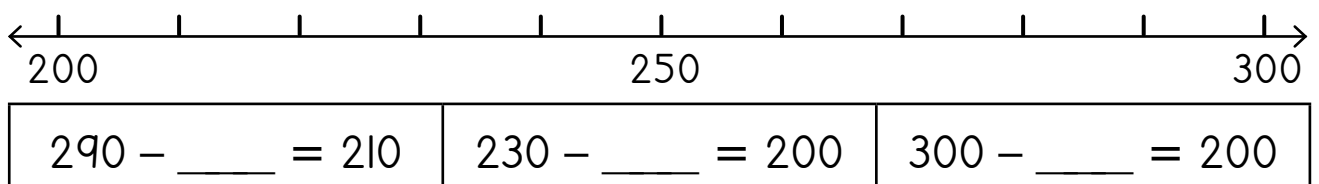
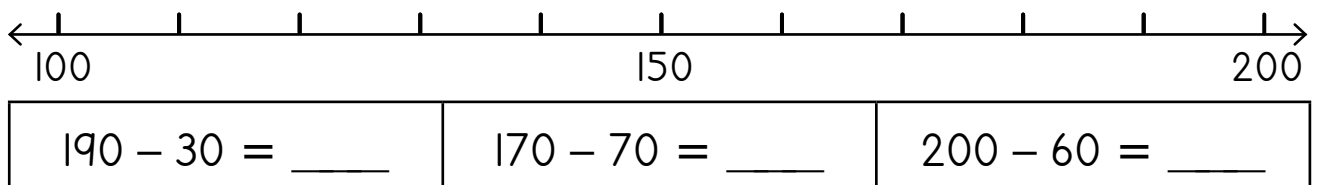
1 Šomiša mothalo palo go hlakantšha.

Add using the number line.



2 Šomiša mothalo palo go ntšha.

Subtract using the number line.





O ka ngwala dipalo ka dikholomo ka tsela ye. O ka hlakantšha goba wa ntšha.

You can write numbers in columns like this. You can add or subtract.

	1	2	4
+		5	3
	1	7	7

	1	7	8
-		2	6
	1	5	2

3 Ngwala dipalo ka gare ga dikholomo o be o hlakantšhe.

Write the numbers in columns and add.

$113 + 35 = \underline{\quad}$

	1	1	3
+		3	5
	1	4	8

$182 + 25 = \underline{\quad}$

$156 + 31 = \underline{\quad}$

$127 + 52 = \underline{\quad}$

$161 + 17 = \underline{\quad}$

$124 + 75 = \underline{\quad}$

4 Ngwala dipalo ka gare ga dikholomo o be o ntšhe.

Write the numbers in columns and subtract.

$153 - 42 = \underline{\quad}$

	1	5	3
-		4	2
	1	1	1

$186 - 64 = \underline{\quad}$

$178 - 43 = \underline{\quad}$

$169 - 55 = \underline{\quad}$

$148 - 36 = \underline{\quad}$

$195 - 81 = \underline{\quad}$

A re boleleng Mmetse!

Let's talk Maths!



Ka Sepedi re re:

Metšo ye lesome e swana le 10 le tee.

Ma10 a lesome a swana le 100 le tee.

lefokopalo

hlakantšha o be o ntšhe

Dira mefofo godimo ga mothalopalo.

Šomiša dipoloko go balela ka metšo,
ma10 le ma100.

In English we say:

Ten 1s is the same as one 10.

Ten 10s is the same as one 100.

number sentence

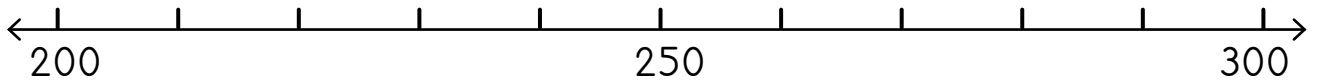
add and subtract

Make jumps on a number line.

Use blocks to work with 1s, 10s and 100s.

1 Šomiša mothaloalo go hla kantšha.

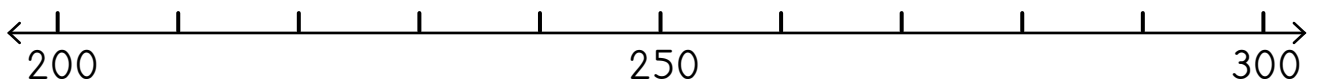
Add using the number line.



$200 + 40 = \underline{\quad}$	$220 + 80 = \underline{\quad}$	$240 + 20 = \underline{\quad}$
--------------------------------	--------------------------------	--------------------------------

2 Šomiša mothaloalo go ntšha.

Subtract using the number line.



$290 - 40 = \underline{\quad}$	$280 - 60 = \underline{\quad}$	$300 - 40 = \underline{\quad}$
$300 - 50 = \underline{\quad}$	$300 - 60 = \underline{\quad}$	$260 - 20 = \underline{\quad}$

3 Hla kantšha goba o ntšhe.

Add or subtract.

$240 + 50 = \underline{\quad}$	$230 + 70 = \underline{\quad}$	$220 + \underline{\quad} = 300$
$300 - 50 = \underline{\quad}$	$300 - 40 = \underline{\quad}$	$300 - \underline{\quad} = 210$

$160 + 30 = \underline{\quad}$	$340 + 40 = \underline{\quad}$	$420 + \underline{\quad} = 500$
$400 - 80 = \underline{\quad}$	$500 - 90 = \underline{\quad}$	$200 - \underline{\quad} = 170$

4 Hlakantšha.

Add.

$76 + 62 = \underline{\quad}$

$43 + 91 = \underline{\quad}$

$154 + 25 = \underline{\quad}$

$45 + 82 = \underline{\quad}$

$34 + 72 = \underline{\quad}$

$168 + 31 = \underline{\quad}$

5 Ntšha.

Subtract.

$174 - 93 = \underline{\quad}$

$156 - 84 = \underline{\quad}$

$141 - 26 = \underline{\quad}$

$147 - 65 = \underline{\quad}$

$139 - 56 = \underline{\quad}$

$162 - 38 = \underline{\quad}$

MMETSE
WA HLOGO
MENTAL MATHS

NNYANE GO
LESS THAN

PAPADI
GAME


KGODIŠO YA KGOPOLLO
CONCEPT DEVELOPMENT

MATLAKALATŠHOMELO
WORKSHEETS

Papadi: 1, 2, 3 Bontšha - go bapetša!

Game: 1, 2, 3 Show - compare!

- Šomang ka bobedi. Šomiša dikarata tša go aga palo o bontšhe palo.
Work in pairs. Show a number using flard cards.
- Ke palo efe? Ke efe ye kgolo?
What number? Which one is bigger?
- Ke efe ye nnyane? Ka bokae?
Which one is smaller? How much?
- Bušetšang gape!
Do it again!



1 Swaya lepokisi o bontšhe mothalo wo mokopana.








Tick the box to show which line is shorter.




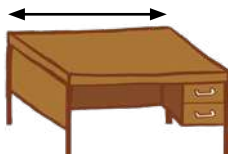


Swaya lepokisi o bontšhe mothalo wo motelele.

Tick the box to show which line is longer.

2 Šomiša diyuniti tšeo di filwego o ele.

Measure using the given units.

			
	8	6	7 
			
			

3 Hwetša dilo tše 3 ka phapošing tše e lego tše dikopana go 1 m. Feleletša tafola.

Find 3 objects in the class that are shorter than 1 m. Complete the table.

Gopola go re
m = metara ke moka
cm = sentimetara.
Remember that
m = metre and
cm = centimetre.



	selo object	kelo ya botelele measurement of length
1		_____ cm
2		_____ cm
3		_____ cm

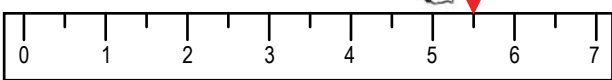
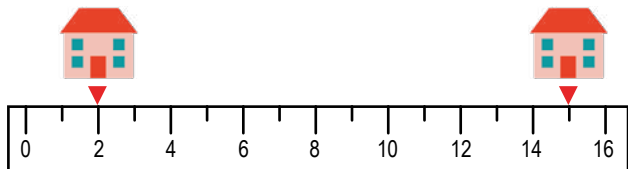
4 Hwetša dilo tše 3 ka phapošing tše e lego tše ditelele go 1 m. Feleletša tafola.

Find 3 objects in the class that are longer than 1 m. Complete the table.

	selo object	kelo ya botelele measurement of length
1		_____ m
2		_____ m
3		_____ m

5 Araba dipotšišo ka dimetara.

Answer the questions in metres.

<p>Ekaba mpša e sepetse dimetara tse kae?</p> <p>How many metres did the dog travel?</p> 	<p>_____ m</p>
<p>Na ke dimetara tše kae go tloga ga gešo go ya ga geno?</p> <p>How many metres from my house to your house?</p> 	<p>_____ m</p>

MMETSE
WA HLOGO
MENTAL MATHS

NNYANE GO
LESS THAN

PAPADI
GAME

KGODIŠO YA KGOPOLO
CONCEPT DEVELOPMENT

MATLAKALATŠHOMELO
WORKSHEETS

1 Šomiša rula o thale methalo.

Use a ruler to draw the lines.

10 cm



7 cm

15 cm

2 O ka ela tšhe di latelago ka dimetara goba ka disentimetara?

Would you measure these in metres or centimetres?

	cm				







3 Ela dilo tša sekolo.

Measure the school items.

	<u>3</u> cm		_____ cm
	_____ cm		_____ cm

4 Šomiša rula go ela tše di latelago.

Use a ruler to measure the lines.

	_____ cm		_____ cm
	_____ cm		_____ cm
	_____ cm		_____ cm

5 Hwetša dilo tše 3 ka phapošing tše e lego tše dikopana go 10 cm. Feleletša tafola.

Find 3 objects in the class that are shorter than 10 cm. Complete the table.

	selo object	kelo ya botelele measurement of length
1		
2		
3		

6 Hwetša dilo tše 3 ka phapošing tše e lego tše ditelele go 10 cm. Feleletša tafola.

Find 3 objects in the class that are longer than 10cm. Complete the table.

	selo object	kelo ya botelele measurement of length
1		
2		
3		

MMETSE
WA HLOGO
MENTAL MATHS

NNYANE GO
LESS THAN

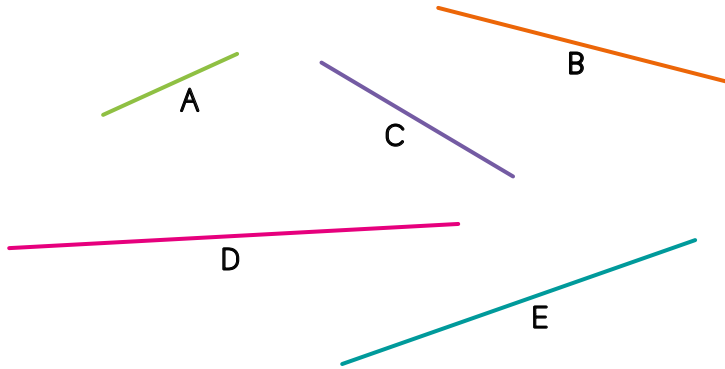
PAPADI
GAME

KGODIŠO YA KGOPOLO
CONCEPT DEVELOPMENT

MATLAKALATŠHOMELO
WORKSHEETS

1 Ela methalo.

Measure the lines.



A = ____ cm

B = ____ cm

C = ____ cm

D = ____ cm

E = ____ cm

Mothalo ____ ke wo motelele kudu.

Line ____ is the longest.

Mothalo ____ ke wo mokopanakopana.

Line ____ is the shortest.

Phapano magareng ga A le B ke ____ cm.

The difference between A and B is ____ cm.

Phapano magareng ga D le C ke ____ cm.

The difference between D and C is ____ cm.






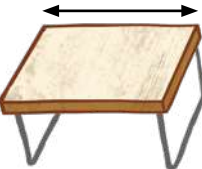



2 Na botelele bja methalo yeo e khalarilwego ke bokae?

What is the length of the coloured lines?

	____ cm
	____ cm
	____ cm

3 Thoma ka go akanya, ke moka o ele. Feleletša tafola.

First estimate, then measure. Complete the table.

	akanya estimate	ela measure	phapano magareng ga kakanyo le kelo difference between estimation and measurement
			
			
			
			
			
			
			
			
			

MMETSE
WA HLOGO
MENTAL MATHS

NNYANE GO
LESS THAN

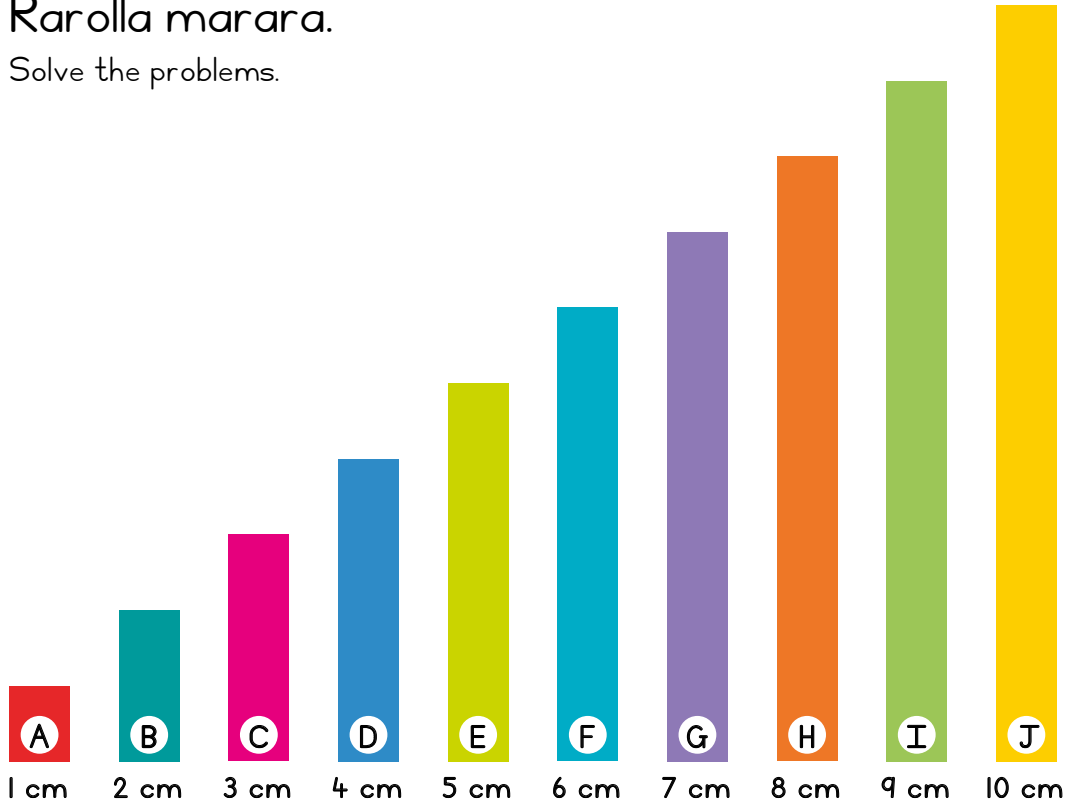
PAPADI
GAME

KGODIŠO YA KGOPOLO
CONCEPT DEVELOPMENT

MATLAKALATŠHOMELO
WORKSHEETS

1 Rarolla marara.

Solve the problems.



A + F _____ + _____ = _____

J + D _____ + _____ = _____

E + H _____ + _____ = _____

B + I _____ + _____ = _____

F + G _____ + _____ = _____

B + E + H _____ + _____ + _____ = _____

A + F + J _____ + _____ + _____ = _____

2 Balela.

Calculate.

$64 \text{ cm} - 23 \text{ cm} = \underline{\hspace{2cm}}$	$100 \text{ cm} - 84 \text{ cm} = \underline{\hspace{2cm}}$
$43 \text{ cm} + 43 \text{ cm} = \underline{\hspace{2cm}}$	$29 \text{ cm} + 53 \text{ cm} = \underline{\hspace{2cm}}$

3 Rarolla marara.

Solve the problems.

Thandeka o na le 120 cm ya wulu ye khubedu. O na le 356 cm ya wulu ye talaleratadima. Na o na le wulu ye kaakang ge e hlakana ka moka?

Thandeka has 120 cm of red wool. She has 356 cm of blue wool. How much wool does she have altogether?

Thala.

Draw.

lefokopalo

number sentence

Karabo.

Answer.

Bheki o foša kgwele go lekana 25 m. Mandla o foša kgwele go lekana 13 m. Na phapano ke eng magareng ga bokgole bjo ba bo fošitšego?

Bheki throws a ball 25 m. Mandla throws a ball 13 m. What is the difference in the distance thrown?

Thala.

Draw.

lefokopalo

number sentence

Karabo.

Answer.

Nosipho o kitima 7 m. O kitima ga 9. Na Nosipho o kitima bokgole bjo bo kaakang?

Nosipho does 7 m sprints. She sprints 9 times. How far does Nosipho sprint?

Thala.

Draw.

lefokopalo

number sentence

Karabo.

Answer.

LETLAKALATŠHOMELO
WORKSHEET

LETLAKALATŠHOMELO
WORKSHEET

A re boleleng Mmetse!

Let's talk Maths!

Ka Sepedi re re:

ela

dimetara

disentimitara

akanya

bapetša

phapano

In English we say:

measure

metres

centimetres

estimate

compare

difference

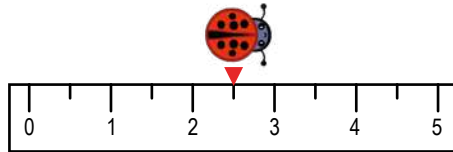


I Fetola dipotšišo.

Answer the questions.

Na podilekgwana e sepetše bokgole bjo bo kaakang?

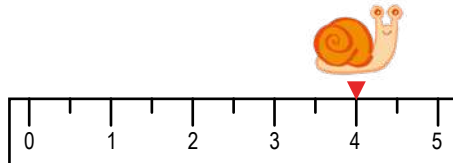
How far did the ladybird move?



_____ m

Na kgopa e sepetše bokgole bjo bo kaakang?

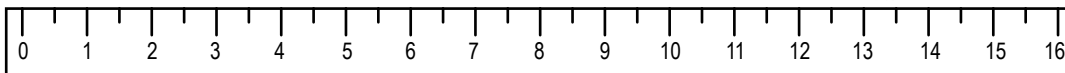
How far did the snail move?



_____ m

Na poratšhe ya go penta ke ye telele ga kaakang?

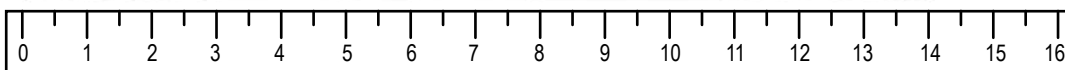
How long is the paintbrush?



_____ cm

Na lepokisi la dipente ke le le telele ga kaakang?



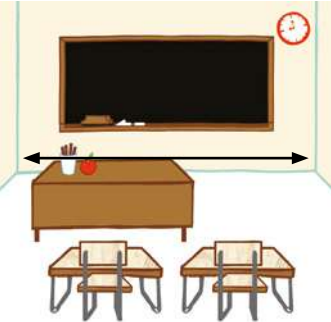




How long is the paint box?



_____ cm

2 Feleletša tafola.

Complete the table.

	akanya estimate	ela measure	phapano magareng ga kakanyo le kelo difference between estimation and measurement
			
			
			
			
			
			
			

MMETSE
WA HLOGO
MENTAL MATHS

MPHE YE NTŠI
GO FETA
GIVE ME MORE THAN

PAPADI
GAME


KGODIŠO YA KGOPOLO
CONCEPT DEVELOPMENT

MATLAKALATŠHOMELO
WORKSHEETS

Papadi: Mmetse wa lebelo ka dikarata - hlakantšha

Game: Fast maths with cards - add

- Ralokang ka bobedi.
Play in pairs.
- Bontšha palo o šomiša dikarata tša gago tša go aga palo.
Show a number using your flard cards.
- Foša letaese - hlakantšha!
Throw a dice - add!
- Bušetšha gape!
Do it again!




Ke swanetše go
hlakantšha le 4.
I must add 4.
 $263 + 4 = 267$

I Rarolla.

Solve.

Mandla o reka borotho le maswi lebenkeleng. Borotho bo bitšha R1,40, maswi a bitšha R2,30. Na o šomiša bokae ka moka ge e hlakana?

Mandla buys bread and milk at the shop. The bread costs R1,40 and the milk costs R2,30. How much does he spend altogether?



Paesekele e tee e bitšha R320. Na dipaesekele tše pedi di tla bitšha bokae?

One bicycle costs R320. How much will two bicycles cost?











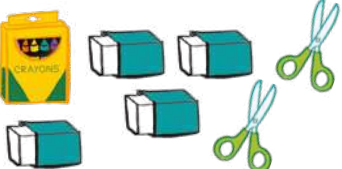

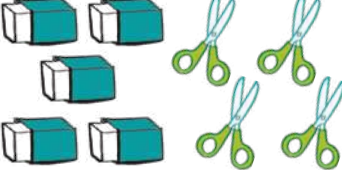



Nkanyiso o rekile diphere tše nne tša marokgo a makopana ka R55 ka botee. Na o tla boelwa ke tšhentšhi ya bokae go R300?



Nkanyiso bought four pairs of shorts for R55 each. How much change will he get from R300?

2 Na tšhentšhi ke bokae ge o lefela ka R100?

How much change if you pay with R100?

 R10  R5  R3  R7  R15		
o reka you buy	tefelo ka moka total cost	tšhentšhi change
	$R10 + R10 + R10 + R15 + R5 = R50$	$R100 - \underline{R50} = \underline{R50}$ 
		$R100 - \underline{\quad} = \underline{\quad}$
		$R100 - \underline{\quad} = \underline{\quad}$
		$R100 - \underline{\quad} = \underline{\quad}$
		$R100 - \underline{\quad} = \underline{\quad}$
		$R100 - \underline{\quad} = \underline{\quad}$
		$R100 - \underline{\quad} = \underline{\quad}$
		$R100 - \underline{\quad} = \underline{\quad}$

MMETSE
WA HLOGO
MENTAL MATHS

MPHE YE NTŠI
GO FETA
GIVE ME MORE THAN

PAPADI
GAME

KGODIŠO YA KGOPOLO
CONCEPT DEVELOPMENT


MATLAKALATŠHOMELO
WORKSHEETS

1 Ke na le R150. Ke dife dilo tšeo nka di rekago ka lebenkeleng la sekolo? Dira lenaneo la dilo tše nne tšeo o ka kgethago go tšona.

I have R150. Which items can I buy from the shop? List four options.

Ga go hlokege gore o šomiše R150 ka moka ga yona.

You don't have to spend the whole R150.



1 Nka reka hempe, borokgo bjo bo kopana, kepisi le pokathe.
I can buy a shirt, shorts, a cap and jeans.

2

3

4

2 Hlakantšha.

Add.

$125 + 53 = \underline{\quad}$

$801 + 154 = \underline{\quad}$

$564 + 132 = \underline{\quad}$

$331 + 208 = \underline{\quad}$

$75 + 717 = \underline{\quad}$

$664 + 87 = \underline{\quad}$

3 Ke na le 15 kg ya flouru. Mogwera wa ka o na le 12 kg ya swikiri. Buti wa ka o na le 35 kg ya ditapole. Na ditswaki tše ka moka di imela bokae ge di hlakane ka moka?

I have 15 kg of flour. My friend has 12 kg of sugar. My brother has 35 kg of potatoes. How much do all the ingredients weigh altogether?



4

Fana o reka 625 g ya dipodišwa. O fa Mandla 134 g.
Na Fana o šaletšwe ke dipodišwa tše kaakang?

Fana buys 625 g of compost. He gives 134 g to Mandla. How much compost does Fana have left?



5

Nosipho o na le dithapo tše 5 tša botelele bja go
fapafapana. Dithapo di ela 35 m, 29 m, 45 m, 11 m le 52 m.
Na palomoka ya botelele bja dithapo ke bokae?

Nosipho has 5 lengths of rope. The ropes measure 35 m, 29 m, 45 m, 11 m and 52 m.
What is the total length of the ropes?

6

Ntando o na le R130. O reka sebakadišwa ka R37,
puku ya noutu ka R16, kgwele ka R11 le jese ka R54.
Na tefelo ka moka ya dilo tša gagwe ke bokae?

Ntando has R130. He buys a toy for R37, a notebook for R16, a ball for R11 and a jersey for R54. What is the total cost of his items?



Na o tla hwetša tšhentšhi ya bokae?

How much change will he get?

7

Thandekile o na le R200. O reka sethuthuthu ka R113,
lepokisi la ditšhokolete ka R27 le puku ka R45. Na tefelo
ka moka ya dilo tša gagwe ke bokae?

Thandekile has R200. She buys a scooter for R113, a bar of chocolate for R27 and a book for R45. What is the total cost of her items?

Na o tla hwetša tšhentšhi ya bokae?

How much change will she get?

Dilo tša mahlakoretharo (go kgokologa le go thelela)
3-D objects (roll and slide)

MMETSE
WA HLOGO
MENTAL MATHS

MPHE YE NTŠI
GO FETA
GIVE ME MORE THAN


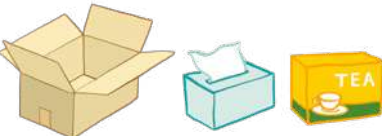



PAPADI
GAME

KGODIŠO YA KGOPOLO
CONCEPT DEVELOPMENT

MATLAKALATŠHOMELO
WORKSHEETS




1 Lebelela bogodimo bja dilo tše. Ngwala ge eba bogodimo ke bja phaphathi goba bja go kgopama.

Look at the surfaces of the objects. Write down whether the surfaces are flat or curved.

dilo objects	bogodimo bja phaphathi goba bja go kgopama flat or curved surfaces
dikgwele balls 	
mapokisi boxes 	
disilintere cylinders 	
diphiramiti pyramids 	
dikhounne cones 	

2 Araba dipotšišo.

Answer the questions.

selo object	bogodimo bja go kgopama / phaphathi? flat surfaces / curved surfaces?	kgokologa / thelela? roll / slide?
	kgopama curved	kgokologa roll
		
		

MMETSE
WA HLOGO
MENTAL MATHS

MPHE YE NTŠI
GO FETA
GIVE ME MORE THAN




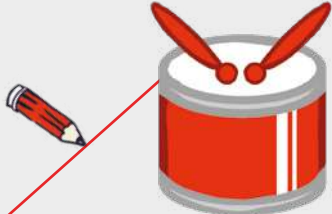








PAPADI
GAME

KGODIŠO YA KGOPOLO
CONCEPT DEVELOPMENT

MATLAKALATŠHOMELO
WORKSHEETS

1 Thala methalo o nyalantšhe dilo le selo sa maleba sa mhlakoretharo.




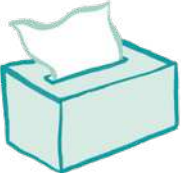








Draw lines to match the objects to the correct 3-D object.

<p>silintere cylinder</p>		
<p>khoune cone</p>		
<p>prisimo ya khutlonnethwi rectangular prism</p>		
<p>phiramiti pyramid</p>		
<p>khube cube</p>		
<p>kgokolo sphere</p>		

2 Šomiša mantšu go tšwa bolota mantšu o fe maina a dilo tša mahlakoretharo.

Use the words from the word bank to name the 3-D objects.

kgokolo sphere	prisimo ya khutlonnethwi rectangular prism	silintere cylinder	phiramiti pyramid	khouna cone	khube cube
-------------------	---	-----------------------	----------------------	----------------	---------------

3

Na o bona dibopego tše kae?
Bolela le mogwera wa gago.

How many shapes do you see?
Talk to your friend.



A re boleleng Mmetse!

Let's talk Maths!

Ka Sepedi re re:

bogodimo bja phaphathi

bogodimo bja go kgopama

khouna

prisimo

khube

In English we say:


flat surface

curved surface

cone

prism

cube



1

Ntando o reka 500 g ya flouru. O fa Thandi 350 g.
Na Ntando o šaletšwe ke flouru ye kaakang?

Ntando buys 500 g of flour. He gives 350 g to Thandi. How much flour does Ntando have left?

2

Fana o reka lešela le le khubedu, le le talaleratadima, le le
talamorogo le le serolana. Lešela le le khubedu ke 79 m,
le le talaleratadima ke 64 m, le le talamorogo ke 53 m,
le le serolana ke 88 m. Na palomoka ya botelele bja mašela
ka moka ke bokae?







Fana buys red, blue, green and yellow fabric. The red fabric is 79 m, the blue is 64 m, the
green is 53 m and the yellow is 88 m. What is the total length of all the fabric?

3

Phindi o na le R200. O reka dikhokho ka R68, pantiši ka R23
le diatlana ka R41. Na tefelo ka moka ya dilo tša gagwe ke
bokae le gona o tla boelwa ke tšhentšhi ya bokae?













Phindi has R200. She buys soccer boots for R68, shin pads for R23 and goalie gloves for R41.
What is the total cost of her items and how much change will she get?

4

<p>kgokolo sphere</p> 	<p>prisimo ya khutlonnethwi rectangular prism</p> 	<p>silintere cylinder</p> 	<p>phiramiti pyramid</p> 	<p>khoune cone</p> 	<p>khube cube</p> 
---	---	---	--	--	---

Efa maina a dilo tša go ba le mahlakoretharo.

Name these objects as 3-D objects.

5

Thala seswantšho o šomiše dilo tša mahlakoretharo.

Draw a picture using 3-D objects.



MMETSE
WA HLOGO
MENTAL MATHS

MPHE YE
NNYANE GO
GIVE ME LESS THAN

PAPADI
GAME

KGODIŠO YA KGOPOLO
CONCEPT DEVELOPMENT

MATLAKALATŠHOMELO
WORKSHEETS

Papadi: Mmetse wa lebelo ka dikarata - ntšha
Game: Fast maths with cards - subtract

- Ralokang ka bobedi.
Play in pairs.
- Bontšha palo o šomiša dikarata tša gago tša go aga palo.
Show a number using your flard cards.
- Foša letaese - ntšha!
Throw a dice - subtract!
- Bušeletša gape!
Do it again!



I Thala sediko go meago yeo re ka e agago ka dilo tše pedi tša mahlakoretharo mo kholomong ya mathomo.

Circle the constructions that can be built using the two 3-D objects in the first column.

2 Nyalantšha dilo tša mahlakoretharo le moago wa maleba.

Match the 3-D objects to the correct construction.

3 Khalara dilo tša mahlakoretharo tšeo di dirago moago wo mongwe le wo mongwe.

Colour the 3-D objects that make up each construction.

4 Ke dife dilo tša mahlakoretharo tšeo o di bonago? Ngwala maina a tšona.

What 3-D objects can you see? Write the names.

khone cone		
khube cube		

Go bapetša dilo tša mahlakoretharo
Comparing 3-D objects

MMETSE
WA HLOGO
MENTAL MATHS

MPHE YE
NNYANE GO
GIVE ME LESS THAN

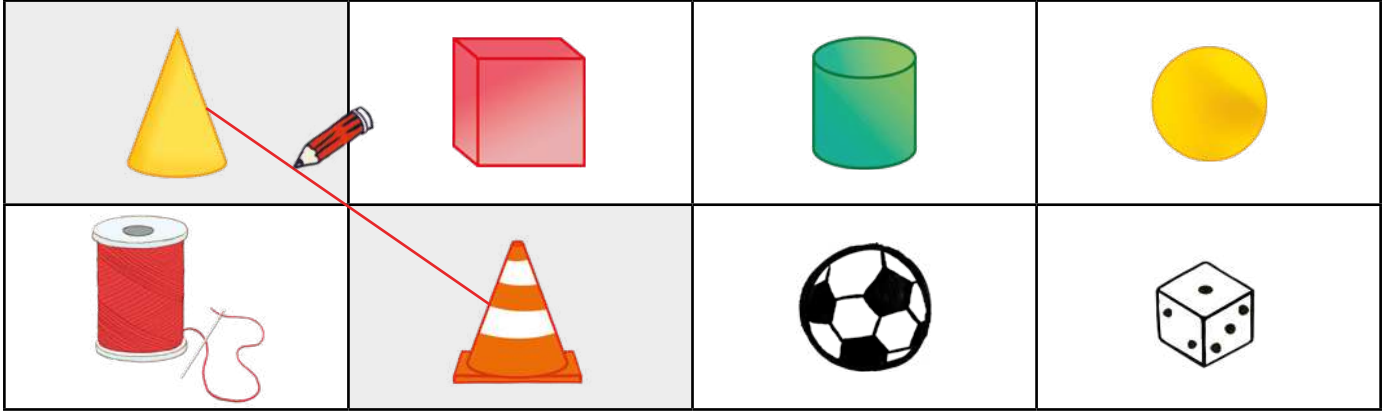
PAPADI
GAME

KGODIŠO YA KGOPOLO
CONCEPT DEVELOPMENT

MATLAKALATŠHOMELO
WORKSHEETS

1 Thala methalo o nyalantšhe dilo tša mahlakoretharo.

Draw lines to match the 3-D objects.



2 Swaya disilintere, mapokisi le dikgwele ka mo tlase.

Label the cylinders, boxes and balls below.






3 Lebelela go dikologa le phapoši o hwetše selo seo o ka se thalago ka lepokising le lengwe le le lengwe.

Look around the classroom and find an object to draw in each box.

kgwele ball	lepokisi box	silintere cylinder




4 Thala sediko go karabo ya nnete.

Circle the correct answer.

<p>Tamatisi e na le sebopego sa kgwele / lepokisi / silintere.</p> <p>A tomato is a ball / box / cylinder shape.</p>	
<p>Galase ya go nwela e na le sebopego sa kgwele / lepokisi / silintere.</p> <p>A drinking glass is a ball / box / cylinder shape.</p>	
<p>Puku e na le sebopego sa kgwele / lepokisi / silintere.</p> <p>A book is a ball / box / cylinder shape.</p>	

5 Thala sediko go kgetho ye nnete ya selo se sengwe le se sengwe.


Circle the correct choices for each object.

silintere cylinder	khounne cone	kgokolo sphere
		
mohuta wa bogodimo kind of surface		
phaphathi / kgopama / phaphathi le go kgopama flat / curved / flat and curved	phaphathi / kgopama / phaphathi le go kgopama flat / curved / flat and curved	phaphathi / kgopama / phaphathi le go kgopama flat / curved / flat and curved
se kgokologa bjang how it rolls		
kgole / mothalong wa thwi / thoko ye nngwe le ye nngwe far / in a straight line / any direction	kgole / mothalong wa thwi / thoko ye nngwe le ye nngwe far / in a straight line / any direction	kgole / mothalong wa thwi / thoko ye nngwe le ye nngwe far / in a straight line / any direction



Sebopego sa phaphathi seo se ka phuthelago go ya godimo sa dira seswantšho sa go bitšwa nete. Bolela le mogwera wa gago ka dilo tšeo le di dirilego le šomiša dinete lehono.

A flat shape that can fold up to make a solid figure is called a net. Talk to your partner about the objects you made using nets today.



MMETSE
WA HLOGO
MENTAL MATHS

MPHE YE
NNYANE GO
GIVE ME LESS THAN

PAPADI
GAME

KGODIŠO YA KGOPOLLO
CONCEPT DEVELOPMENT


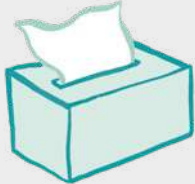






MATLAKALATŠHOMELO
WORKSHEETS



Sefahlego ke bogodimo
bja phaphathi bja selo sa
mahlakoretharo.
A face is a flat surface
of a 3-D object.







1 Thala mohlala wa selo se
sengwe le se sengwe sa
mahlakoretharo.

Draw an example of each 3-D object.

	Efa leina la selo sa mahlakoretharo. Name the 3-D object.	Mohlala wa bophelo bja nnete. Real life example.
	prisimo ya khutlonnethwi rectangular prism	 
		
		
		
		
		

2 Thala dibopego tša mahlakorepedi tšeo di dirago dilo tša mahlakoretharo.

Draw the 2-D shapes that make up the 3-D objects.

3 Thala seswantšho o šomiša dilo tša mahlakoretharo le dibopego tša mahlakorepedi.

Draw a picture using 3-D objects and 2-D shapes.



MMETSE
WA HLOGO
MENTAL MATHS

MPHE YE
NNYANE GO
GIVE ME LESS THAN

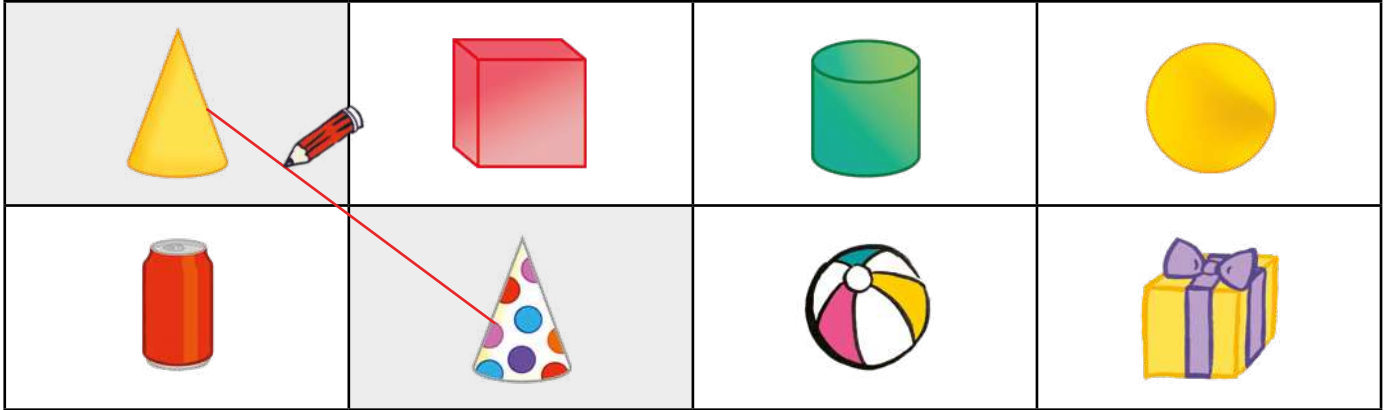
PAPADI
GAME

KGODIŠO YA KGOPOLLO
CONCEPT DEVELOPMENT

MATLAKALATŠHOMELO
WORKSHEETS

1 Thala methalo o nyalantšhe dilo tša mahlakoretharo.









Draw lines to match the 3-D objects.



2 Ngwala maina a dilo tšhe le dibopego lefelong la maleba ka mo tlase.

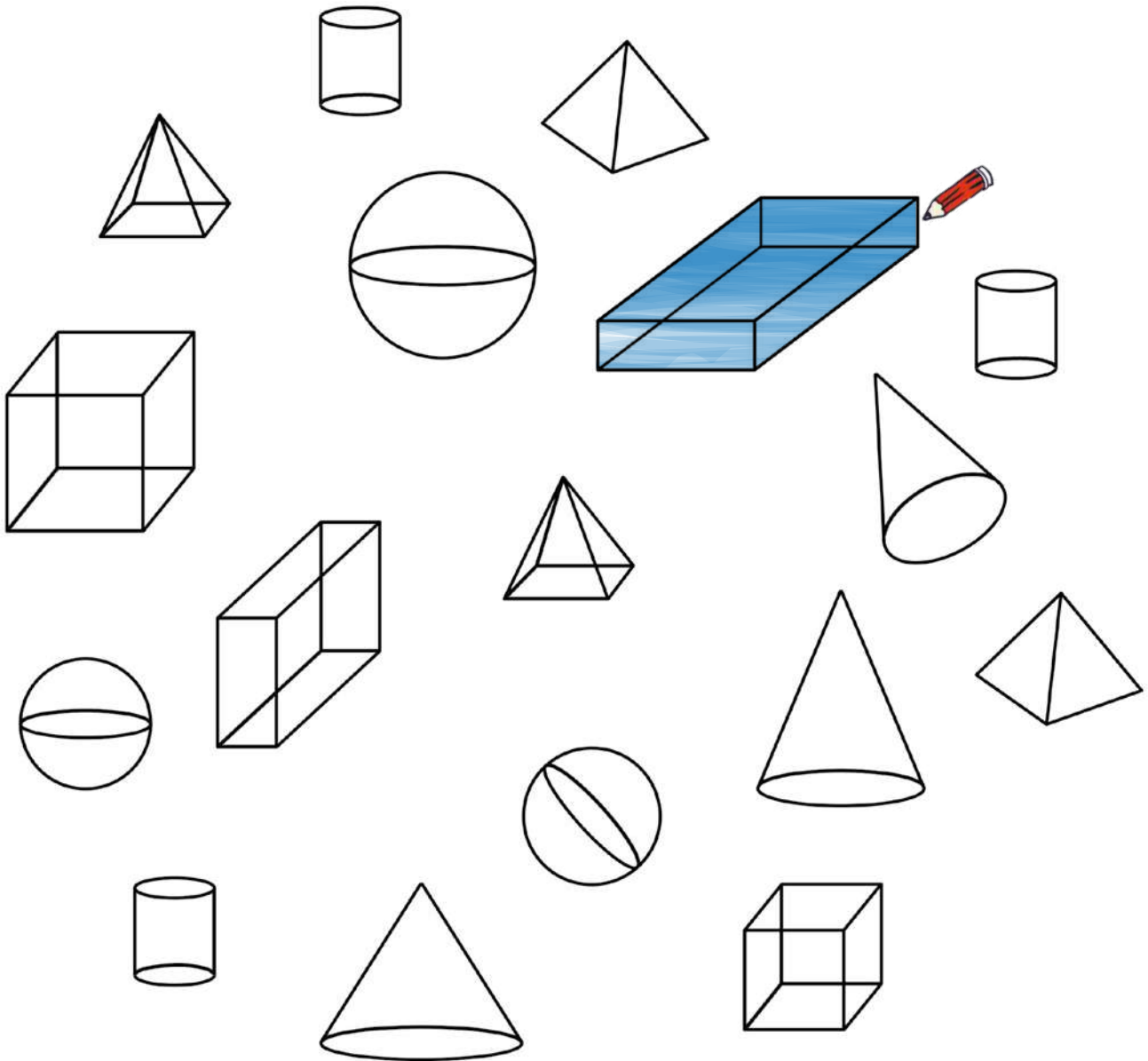
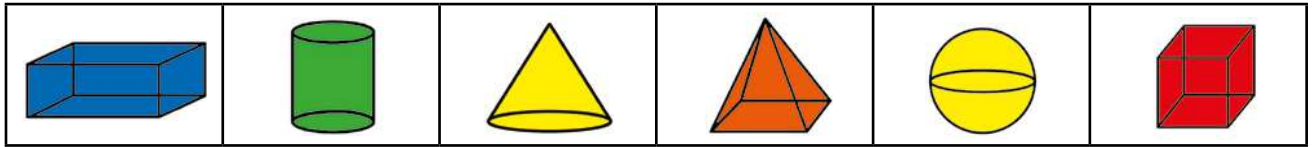
Write the names of these objects and shapes in the right place below.

kgokolo sphere	sediko circle	prisimo ya khutlonnethwi rectangular prism	khutlonnethwi rectangle	phiramiti pyramid	khube cube	sekwere square	khutlotharo triangle
-------------------	------------------	---	----------------------------	----------------------	---------------	-------------------	-------------------------

			
prisimo ya khutlonnethwi rectangular prism	sediko circle		
			

3 Khalara dilo o šomiša mebala ye.

Colour the objects using these colours.



4 Ngwala maina a dilo ka moka tša mahlakoretharo tšeo o di tsebago.

Write the names of the 3-D objects you know.

A re boleleng Mmetse!

Let's talk Maths!

Ka Sepedi re re:

difahlego

prisimo

phiramiti

silintere

moago

aga

In English we say:

faces


prism

pyramid

cylinder

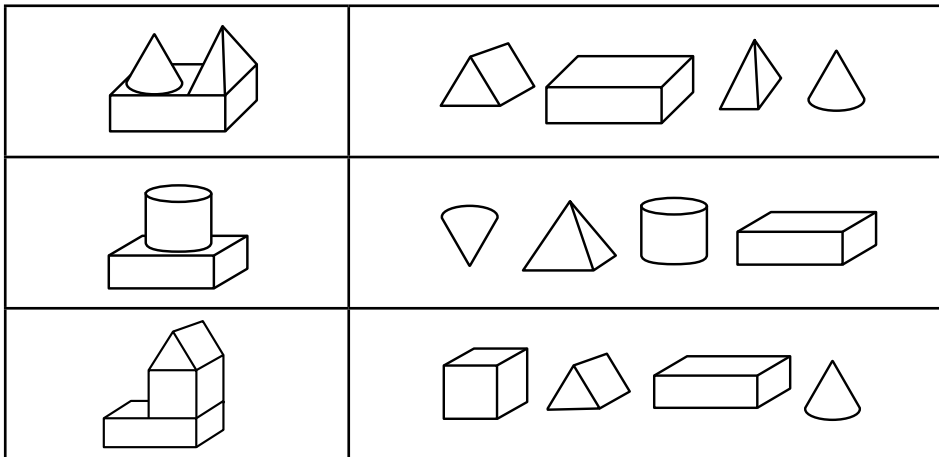
construction

build



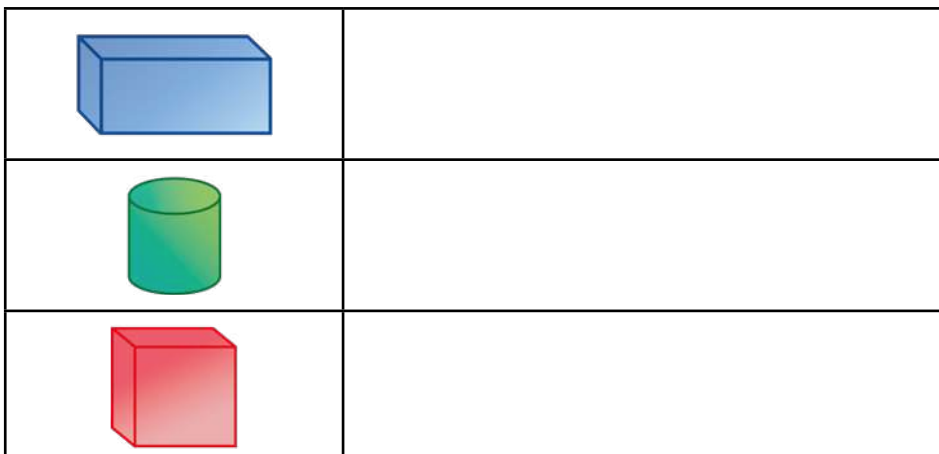
- 1 Khalara dilo tša mahlakoretharo tšeo di dirago moago wo mongwe le wo mongwe.

Colour the 3-D objects that make up each construction.



- 2 Thala dibopego tša mahlakorepedi tšeo di dirago dilo tša mahlakoretharo.

Draw the 2-D shapes that make up the 3-D objects.



1 Thala diswantšho.

Draw the pictures.

<p>lepokisi le lekanetše godimo ga silintere a cube balancing on a cylinder</p>	<p>kgwele e lekanetše godimo ga silintere a sphere balancing on a cylinder</p>	<p>silintere e lekanetše godimo ga lepokisi a cylinder balancing on a cube</p>
		

2 Khalara diprisimo tša khutlonnethwi ka mmala wo motalaleratadima.

Colour the rectangular prisms blue.



Ke dife dilo tše dingwe
tšeo o di bonago?
Di hwetše gomme o
bolele le mogwera wa
gago ka tšona.

What other objects can
you see? Find them and
talk to your partner
about them.



MMETSE
WA HLOGO
MENTAL MATHS


DIOPHAREIŠENE
TŠA GO DIROLLA
INVERSE OPERATIONS

PAPADI
GAME

MATLAKALATŠHOMELO
WORKSHEETS

Papadi: Mmetse wa lebelo ka dikarata - go hlakantšha le go ntšha
Game: Fast maths with cards - add and subtract

- **Bea dikarata tša dipalo 0 go ya go 10 ka mokgobo.**
Place number cards 0 to 10 in a pile.
- **Ribolla karata e tee.**
Flip one card.
- **A makae go dira 20**
How much to make 20?
- **Bala ka lebelo!**
Dira 30, 40, 50, 60, 90, goba 100.
Work fast! Make 30, 40, 50, 60, 90 or 100.
- **Bjale leka ka go ntšha! Ntšha go 40, 50, 70, 80 le 100.**
Now try with subtraction! Subtract from 40, 50, 70, 80 and 100.



1 Bontšha ka dipoloko le dikarata tša go aga palo.

Show with blocks and flard cards.

30	49	71	105	111	101	110	305	500	490	210	201	354	304
----	----	----	-----	-----	-----	-----	-----	-----	-----	-----	-----	-----	-----

2 Ke bokae?

How much?

3 Ke bokae?

How much?

4 Feleletša diripana tša sekwere sa 100.

Complete the pieces of the 100 square.

	25			
34	35	36		
	45			

	49			
--	----	--	--	--

	19			
--	----	--	--	--

	28			
--	----	--	--	--

		56	
	65	66	
74	75	76	

	59		
	69		

			79	
		98		

		79		
	88			

	7			
	17			

		36		
			47	

		63		
			74	

		74	75	

5 Feleletša diripana tša sekwere sa 1000.

Complete the pieces of the 1000 square.

280	290	300			
380	390	400			

350	360				
			470		

					390
			480		

	150			
240	250	260		
	350			

	270			
	370			

180					200

			250	
	340	350		
430	440	450		

	130			
	230			

					290
		480			

6 Beakanya dipalo go tloga go ye nnyane go ya go ye kgolo.

Order from smallest to biggest.

195, 302, 714, 317	195, 302, 317, 714
368, 638, 836, 683	
409, 465, 482, 397	

7 Beakanya dipalo go tloga go ye kgolo go ya go ye nnyane.

Order from biggest to smallest.

115, 121, 119, 125	125, 121, 119, 115
423, 432, 342, 344	
210, 340, 304, 200	

MMETSE
WA HLOGO
MENTAL MATHS

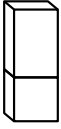
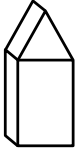
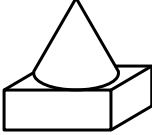
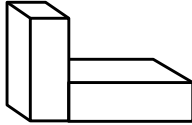
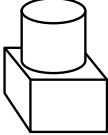
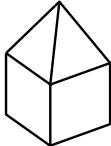
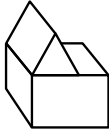
DIOPHAREIŠENE
TŠA GO DIROLLA
INVERSE OPERATIONS

PAPADI
GAME

MATLAKALATŠHOMELO
WORKSHEETS

1 Ke dife dilo tša mahlakoretharo tšeo o di bonago?
Ngwala maina a tšona.

What 3-D objects can you see? Write the names.

2 Thala seswantšho ka go šomiša dilo tša mahlakoretharo le dibopego tša mahlakorepedi.

Draw a picture using 3-D objects and 2-D shapes.

3 Swaya lepokisi go bontšha mothalo wo mokopana.

Tick the box to show which line is shorter.



Swaya lepokisi go bontšha mothalo wo motelele.

Tick the box to show which line is longer.



4 Araba dipotšišo ka dimetara.

Answer the questions in metres.

<p>Na nku e sepetše dimetara tše kae?</p> <p>How many metres did the sheep travel?</p>		<p>_____ m</p>
<p>Na segwagwa se tabogile dimetara tše kae?</p> <p>How many metres did the frog jump?</p>		<p>_____ m</p>
<p>Na ke dimetara tše kae go tloga sekolong go fihla ga geno?</p> <p>How many metres from the school to your house?</p>		<p>_____ m</p>

5 Šomiša rula go ela methalo.

Use a ruler to measure the lines.

	<p>_____ cm</p>		<p>_____ cm</p>
	<p>_____ cm</p>		<p>_____ cm</p>

MMETSE
WA HLOGO
MENTAL MATHS

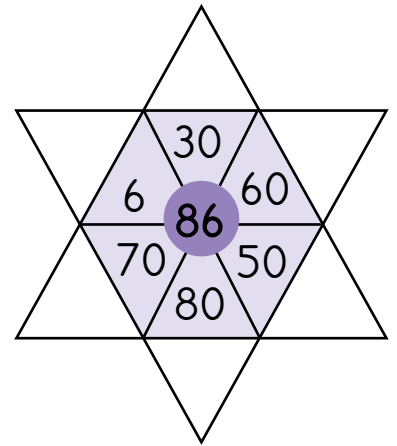
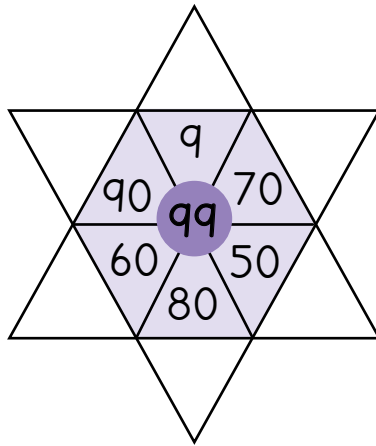
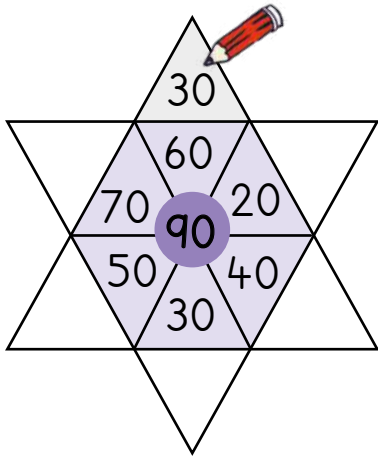
DIOPHAREIŠENE
TŠA GO DIROLLA
INVERSE OPERATIONS

PAPADI
GAME

MATLAKALATŠHOMELO
WORKSHEETS

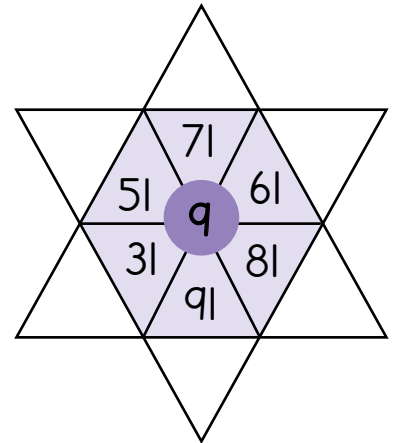
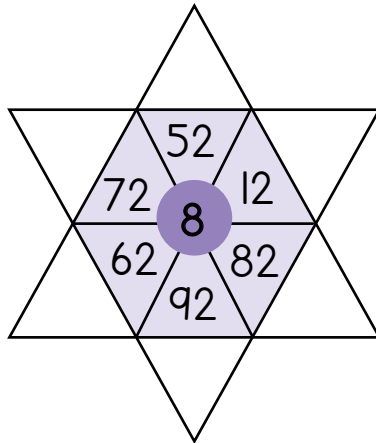
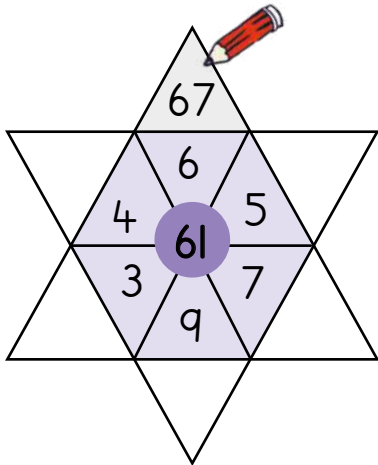
- 1 Ntšha gore o hwetše palo yeo e tlogetšwego mo makgatheng a naledi.

Subtract to find the missing numbers in the points of the star.








- 2 Hlakantšha gore o hwetše palo yeo e tlogetšwego mo makgatheng a naledi.

Add to find the missing numbers in the points of the star.



- 3 Karabo e mo gare. Tlatša palo yeo e tlogetšwego.

The sum is in the middle. Fill in the missing number.



4 Hlakantšha le 2 nako le nako.

Always add 2.

96				
114				

136				
155				

Hlakantšha le 10 nako le nako.

Always add 10.

70				
150				

105				
163				

5 Ntšha 1 nako le nako.

Always subtract 1.

500				
603				

1000				
912				

Ntšha 10 nako le nako.

Always subtract 10.

120				
230				

333				
425				

Ntšha 100 nako le nako.

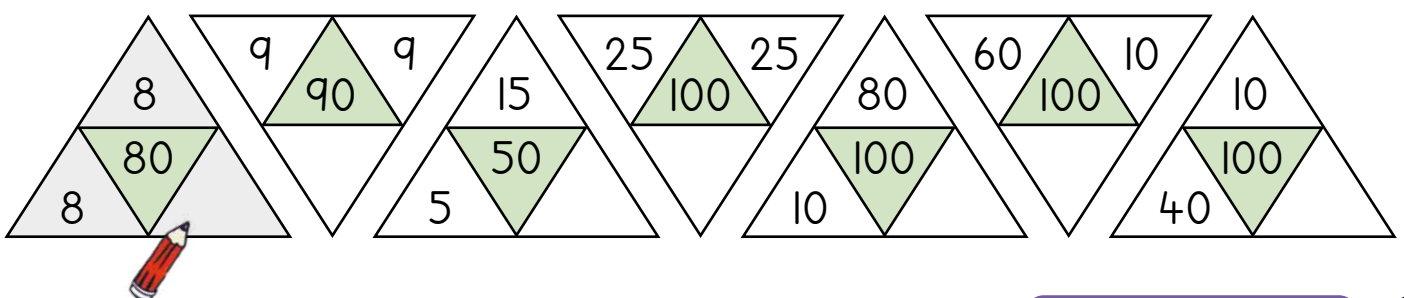
Always subtract 100.

900				
410				

505				
404				

6 Karabo e mo gare. Tlatša palo yeo e tlogetšwego.

The sum is in the middle. Find the missing number.



MMETSE
WA HLOGO
MENTAL MATHS

DIOPHAREIŠENE
TŠA GO DIROLLA
INVERSE OPERATIONS

PAPADI
GAME

MATLAKALATŠHOMELO
WORKSHEETS

1 Hlakantšha o be o ntšhe.

Add and subtract.

$6 + 6 = \underline{\quad}$	$12 - 6 = \underline{\quad}$	$4 + 8 = \underline{\quad}$	$7 + 7 = \underline{\quad}$
$14 - 7 = \underline{\quad}$	$7 + 8 = \underline{\quad}$	$8 + 8 = \underline{\quad}$	$18 - 9 = \underline{\quad}$
$13 - 7 = \underline{\quad}$	$9 + 9 = \underline{\quad}$	$16 - 8 = \underline{\quad}$	$13 - 9 = \underline{\quad}$

2 Hlakantšha o be o ntšhe.

Add and subtract.

$9 + 7 = \underline{\quad}$	$14 - 8 = \underline{\quad}$	$8 + 9 = \underline{\quad}$	$29 + 7 = \underline{\quad}$
$34 - 8 = \underline{\quad}$	$88 + 9 = \underline{\quad}$	$49 + 7 = \underline{\quad}$	$64 - 8 = \underline{\quad}$
$15 - 9 = \underline{\quad}$	$69 + 7 = \underline{\quad}$	$94 - 8 = \underline{\quad}$	$35 - 9 = \underline{\quad}$

3 Hlakantšha.

Add.

$18 + \underline{\quad} = 20$	$18 + 6 = \underline{\quad}$	$15 + 20 = \underline{\quad}$	$19 + \underline{\quad} = 20$
$19 + 5 = \underline{\quad}$	$27 + 30 = \underline{\quad}$	$27 + \underline{\quad} = 30$	$27 + 7 = \underline{\quad}$
$36 + 40 = \underline{\quad}$	$36 + \underline{\quad} = 40$	$36 + 8 = \underline{\quad}$	$62 + 20 = \underline{\quad}$

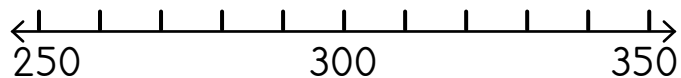
4 Ntšha.

Subtract.

$20 + \underline{\quad} = 40$	$14 - 8 = \underline{\quad}$	$32 - 10 = \underline{\quad}$	$30 - \underline{\quad} = 22$
$22 - 9 = \underline{\quad}$	$46 - 30 = \underline{\quad}$	$50 - \underline{\quad} = 45$	$45 - 7 = \underline{\quad}$
$28 - 20 = \underline{\quad}$	$80 - \underline{\quad} = 72$	$72 - 5 = \underline{\quad}$	$78 - 40 = \underline{\quad}$

5 Šomiša mothalopalo go hlakantšha.

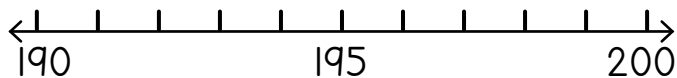
Add using the number line.



$250 + 50 = \underline{\quad}$
$280 + 30 = \underline{\quad}$
$300 + \underline{\quad} = 350$
$330 + \underline{\quad} = 350$

6 Šomiša mothalopalo go ntšha.

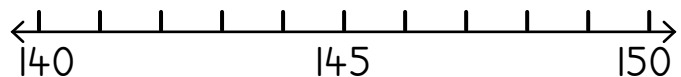
Subtract using the number line.




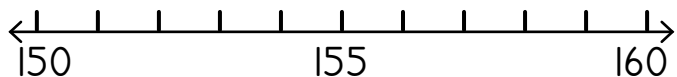
$200 - 3 = \underline{\quad}$
$200 - 7 = \underline{\quad}$
$200 - \underline{\quad} = 195$
$198 - \underline{\quad} = 190$

7 Hlakantšha o be o ntšhe.

Add and subtract.



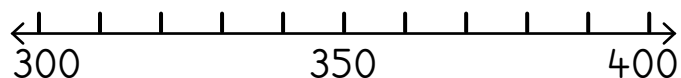
$146 + 2 = \underline{148}$ 
$145 + 4 = \underline{\quad}$
$143 + 7 = \underline{\quad}$
$141 + 9 = \underline{\quad}$




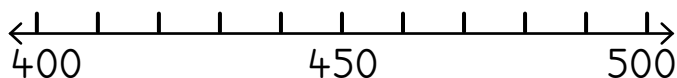
$160 - 2 = \underline{\quad}$
$160 - 5 = \underline{\quad}$
$160 - 8 = \underline{\quad}$
$160 - 10 = \underline{\quad}$

8 Hlakantšha o be o ntšhe.

Add and subtract.



$310 + 30 = \underline{340}$ 
$340 + 40 = \underline{\quad}$
$360 + 40 = \underline{\quad}$
$320 + 80 = \underline{\quad}$



$490 - 30 = \underline{\quad}$
$480 - 40 = \underline{\quad}$
$500 - 20 = \underline{\quad}$
$500 - 60 = \underline{\quad}$

MMETSE
WA HLOGO
MENTAL MATHS

DIOPHAREIŠENE
TŠA GO DIROLLA
INVERSE OPERATIONS

PAPADI
GAME

MATLAKALATŠHOMELO
WORKSHEETS

1 Hlakantšha ka dikholomo.

Add in columns.

	3	6
+	2	4

	2	5
+	4	6

	1	9
+	1	8

	2	4
+	2	7

	1	8
+	2	3

	1	7
+	4	7

	1	6
+	3	9

	3	8
+	2	9

	2	1
+	2	4

	2	1
+	9	6

	6	6
+		8

	6	4
+	1	7

2 Ntšha ka dikholomo.

Subtract in columns.

	3	2
-	1	3

	4	1
-	2	3

	5	1
-	1	4

	5	5
-	2	6

	7	1
-	3	2

	5	3
-	2	6

	7	0
-	3	2

	6	0
-	1	5

	8	1
-	7	6

	7	2
-	2	5

	9	0
-	8	2

	8	4
-	2	6

3 Ngwala dipalo ka dikholomong o be o hlakantšhe.

Write the numbers in columns and add.

$106 + 71 = \underline{\quad}$

$93 + 105 = \underline{\quad}$

$38 + 121 = \underline{\quad}$

4 Ngwala dipalo ka dikholomong o be o ntšhe.

Write the numbers in columns and subtract.

$178 - 43 = \underline{\quad}$

$194 - 64 = \underline{\quad}$

$187 - 35 = \underline{\quad}$

5 Hlakantšha goba o ntšhe.

Add or subtract.

$114 + 26 = \underline{\quad}$	$79 + 108 = \underline{\quad}$	$47 + 137 = \underline{\quad}$
$183 - 51 = \underline{\quad}$	$164 - 32 = \underline{\quad}$	$127 - 89 = \underline{\quad}$

6 Thala sediko go dipalo tše 3 tšeo di dirago palo ya ka godimo ge di hlakana.

Circle 3 numbers that add up to the number at the top.

Target: 15

3	6	4	6
8	6	5	2
5	9	2	4
8	4	1	6
7	3	5	4

Target: 18

6	3	7	5
4	8	1	9
7	4	8	3
5	9	4	6
6	9	7	3

Target: 21

8	7	4	6
9	9	5	3
7	7	7	8
6	9	7	6
8	4	5	9



Sekwere sa 100

100 square



1	2	3	4	5	6	7	8	9	10
11	12	13	14	15	16	17	18	19	20
21	22	23	24	25	26	27	28	29	30
31	32	33	34	35	36	37	38	39	40
41	42	43	44	45	46	47	48	49	50
51	52	53	54	55	56	57	58	59	60
61	62	63	64	65	66	67	68	69	70
71	72	73	74	75	76	77	78	79	80
81	82	83	84	85	86	87	88	89	90
91	92	93	94	95	96	97	98	99	100



Sekwere sa 1000

1000 square



10	20	30	40	50	60	70	80	90	100
110	120	130	140	150	160	170	180	190	200
210	220	230	240	250	260	270	280	290	300
310	320	330	340	350	360	370	380	390	400
410	420	430	440	450	460	470	480	490	500
510	520	530	540	550	560	570	580	590	600
610	620	630	640	650	660	670	680	690	700
710	720	730	740	750	760	770	780	790	800
810	820	830	840	850	860	870	880	890	900
910	920	930	940	950	960	970	980	990	1000



Mainapalo



Number names

1	tee one
2	pedi two
3	tharo three
4	nne four
5	hlano five
6	tshela six
7	šupa seven
8	seswai eight
9	senyane nine
10	lesome ten

11	lesometee eleven
12	lesomepedi twelve
13	lesometharo thirteen
14	lesomenne fourteen
15	lesomehlano fifteen
16	lesometshela sixteen
17	lesomešupa seventeen
18	lesomeseswai eighteen
19	lesomesenyane nineteen
20	masomepedi twenty



Mainapalo

Number names



10	lesome ten
20	masomepedi twenty
30	masometharo thirty
40	masomenne forty
50	masomehlano fifty
60	masometshela sixty
70	masomešupa seventy
80	masomeseswai eighty
90	masomesenyane ninety
100	lekgolo one hundred





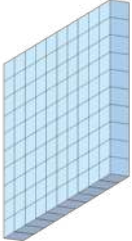
Mainapalo

Number names



100	lekgolo one hundred
200	makgolo a mabedi two hundred
300	makgolo a mararo three hundred
400	makgolo a nne four hundred
500	makgolo a mahlano five hundred
600	makgolo a tshela six hundred
700	makgolo a šupa seven hundred
800	makgolo a seswai eight hundred
900	makgolo a senyane nine hundred
1000	sekete one thousand



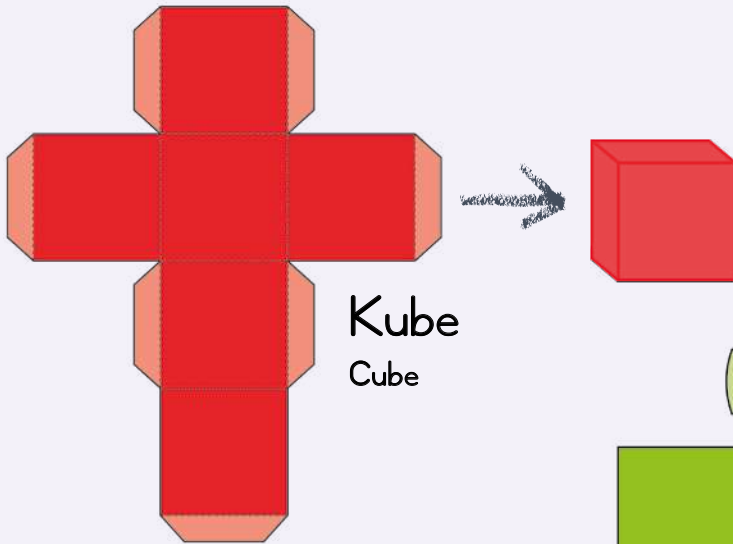
 <p>metšo ones</p>	
 <p>masome tens</p>	
 <p>makgolo hundreds</p>	

**DIBOPEGO TŠA MAHLAKOREPEDI:
DI PHUTHE O DIRE DILO TŠA MAHLAKORETHARO**

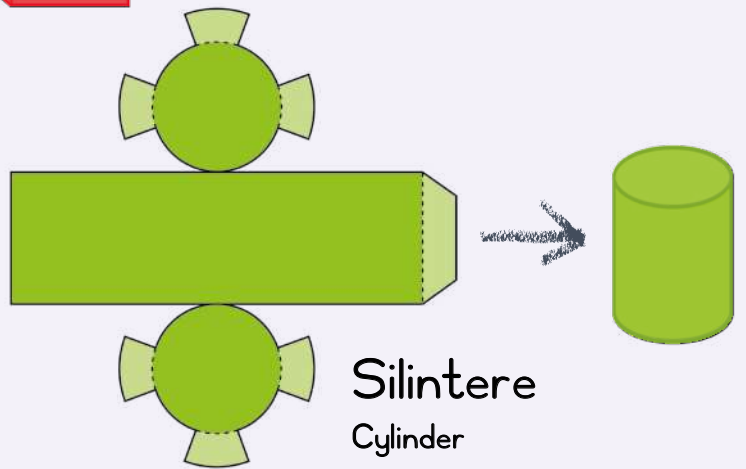
2-D SHAPES: FOLD THEM TO MAKE 3-D OBJECTS

Ripa, o phuthe methalong ya marontho gomme o kgomaretše mmogo.

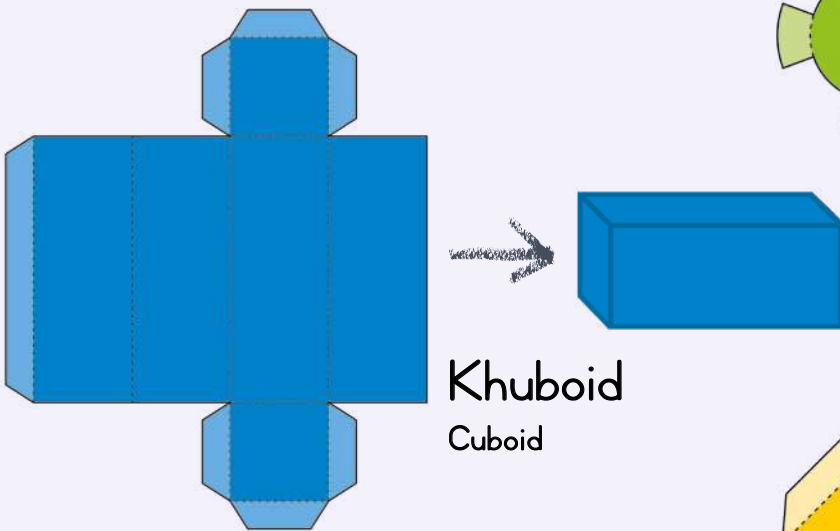
Cut out, fold on the dotted lines and stick together.



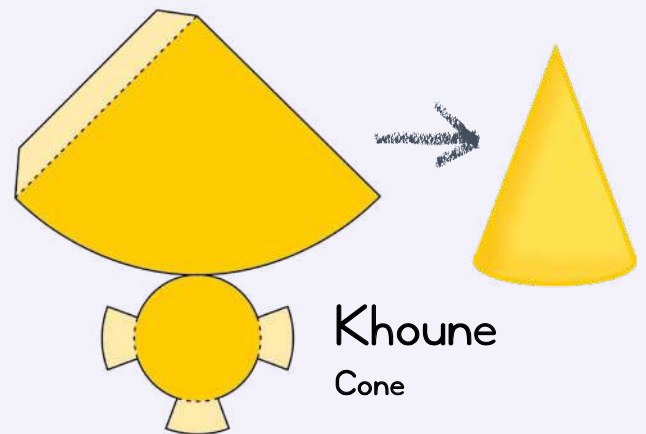
Kube
Cube



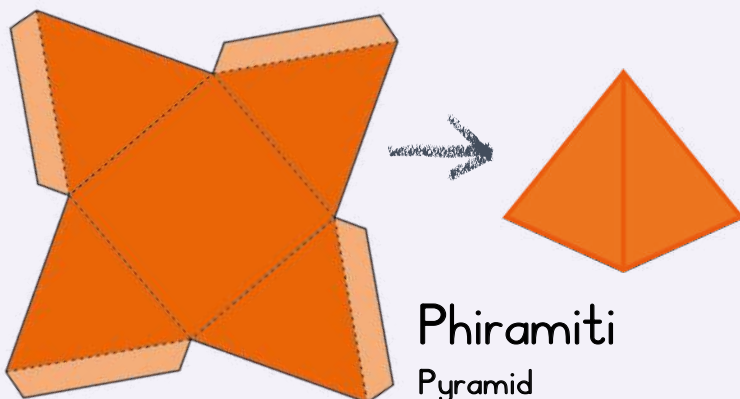
Silintere
Cylinder



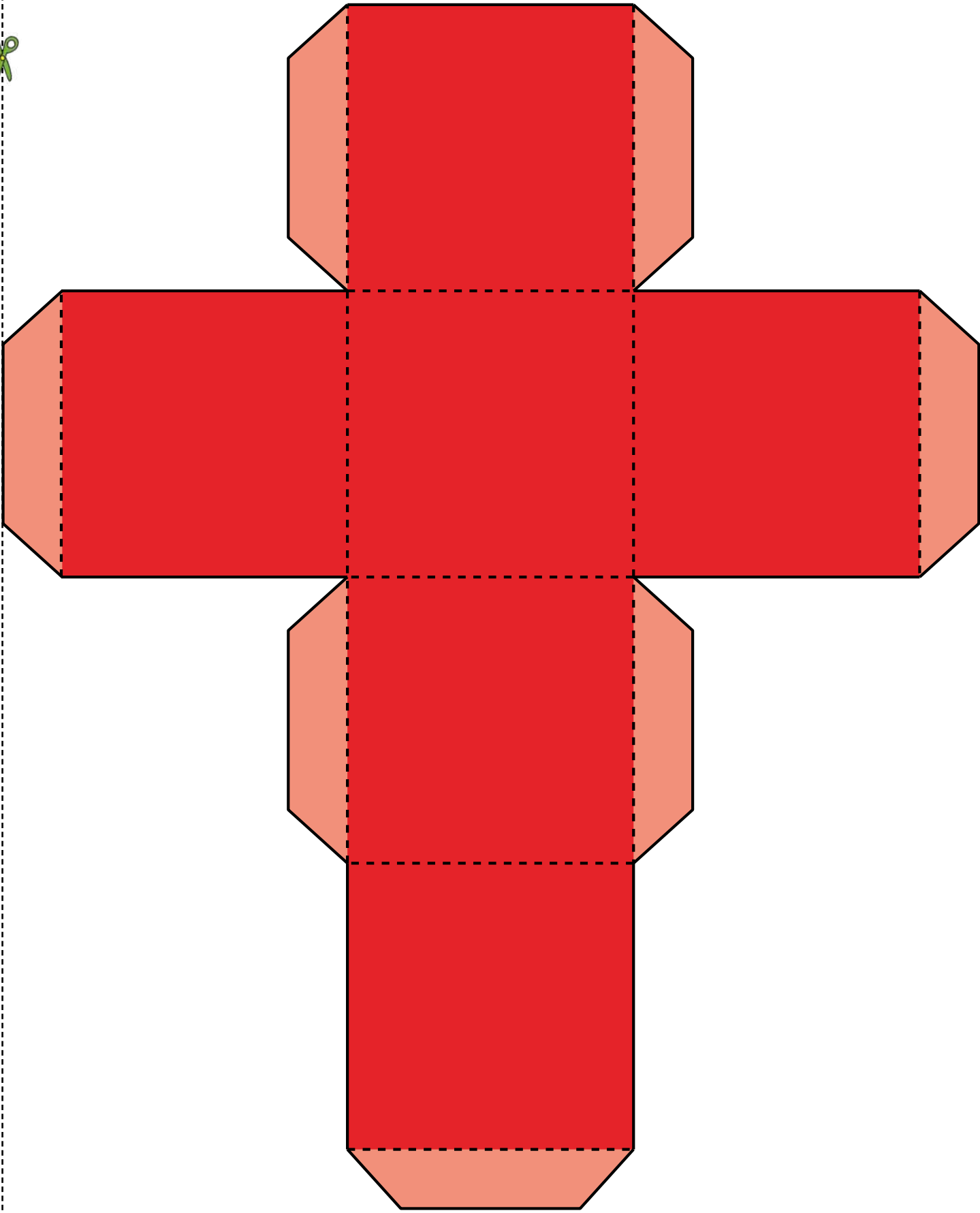
Khuboid
Cuboid

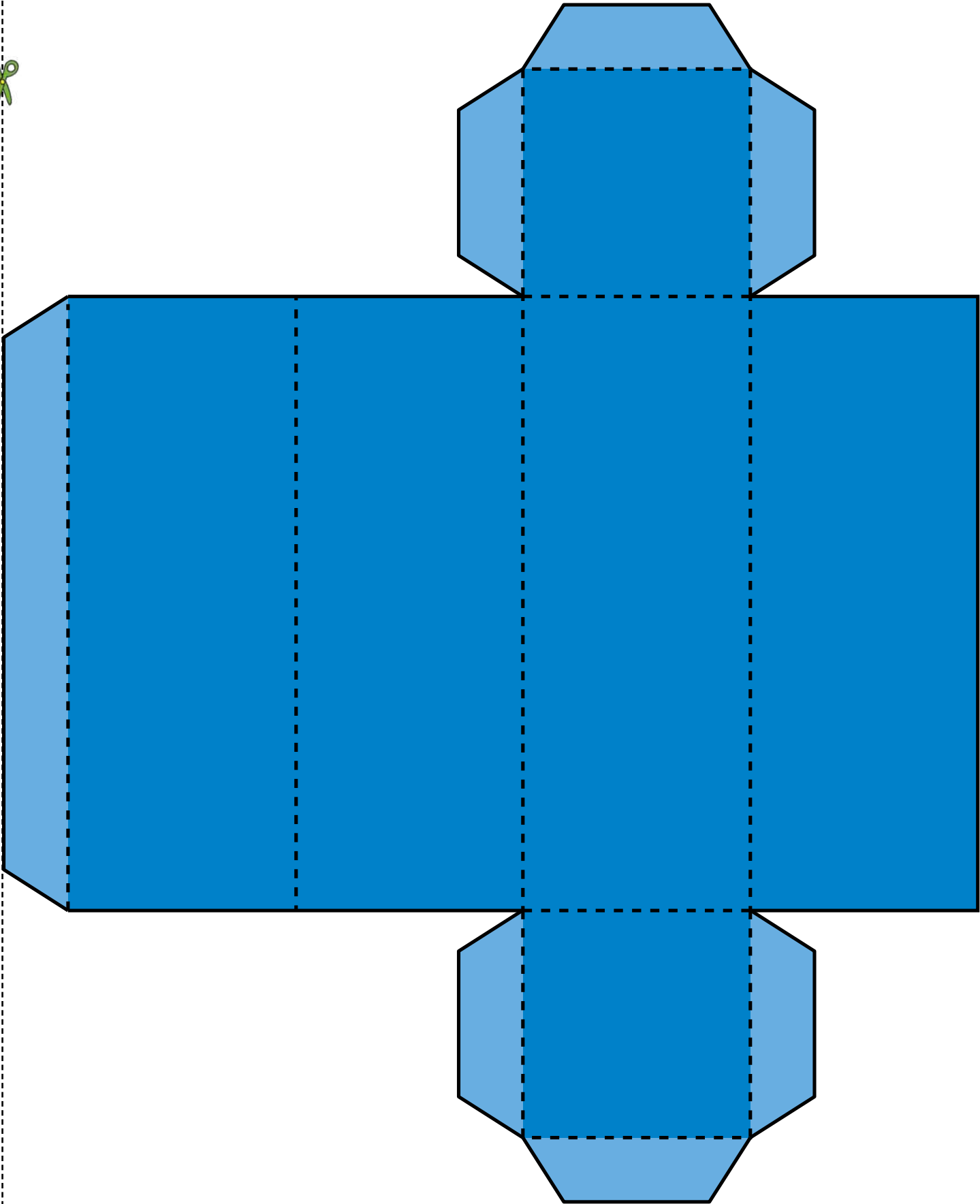


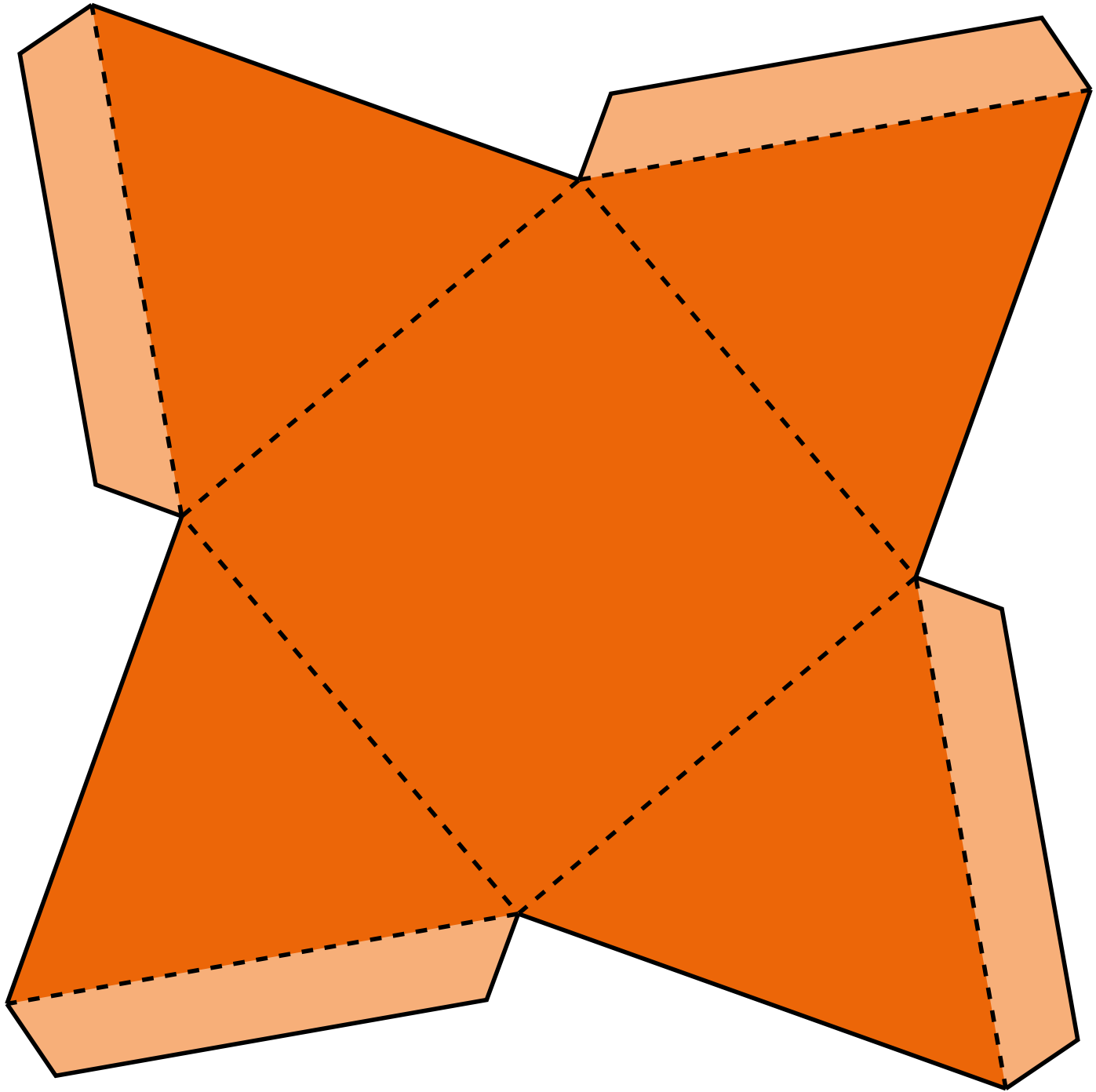
Khoun
Cone

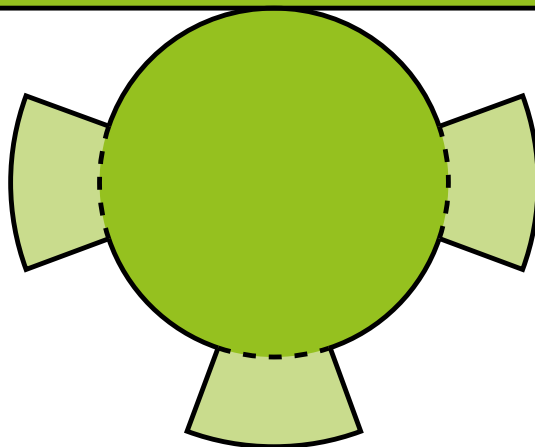
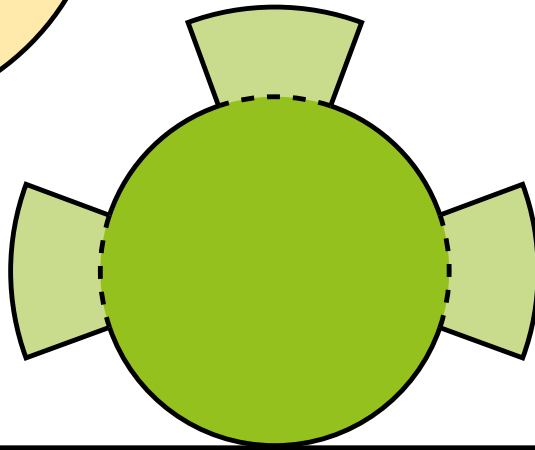



Phiramiti
Pyramid











Bala Wandé

Calculating with Confidence