

IMathematika

Mathematics

3

Ikota 1 : Term 1





Ikota 1 Term 1



**Bala
Wandé**

Calculating with Confidence

IMathematika

Mathematics

INcwadi Yomfundi Yomsebenzi
Learner Activity Book

IsiXhosa English

Le ncwadi sisiqhamo sentsebenziswano phakathi kweqela elibizwa ngokuba yi *Bala Wandé-Magic Classroom Collective team* kunye neqela lokuqinisekisa elenziwe ngabantu-ngabantu abakwiiyunivesithi eziliqela ezahlukileyo, imibutho engalawulwa ngurhulumente (NGOs) esebenza ngemathematika kwakunye neSebe leMfundo esiSiseko. Ezi zixhobo zokufunda zithathela kwiincwadi zemisebenzi eziqulunqwe liSebe leMfundo esiSiseko nakuphindaphindo lwezicwangciso zezifundo (GPLMS, Jika iMfundo, NECT neTMU). Iibhokisi zezixhobo zokusebenza ngobuchule zeBala Wandé zayilwa ngokucebisana nabakwaJade Education. Ezi bhokisi zinezixhobo zodidi oluphezulu eziyinxalenye ebalulekileyo yenkqubo yokufundisa nokufunda.

The development of this workbook was carried out by the collaborative *Bala Wandé-Magic Classroom Collective team* in consultation with a reference team made up of individuals from several universities, mathematics NGOs and the Department of Basic Education. These materials draw on the DBE workbooks and existing iterations of lesson plans (GPLMS, Jika iMfundo, NECT and TMU). The Bala Wandé manipulative boxes were designed in consultation with Jade Education. The boxes provide high quality materials which are an integral part of the teaching and learning programme.

Artists: Mary-Anne Hampton, Angie Bowring and Lexi Meier

www.fundawande.org

ISBN: 978-1-998960-51-4

Version 3.0: 2025



Anyone is free to **share** (copy and redistribute the material in any medium or format) or **adapt** (remix, transform and build on the material for any purpose), provided that you credit the work as follows: *Bala Wandé, IMathematika INcwadi Yomfundi Yomsebenzi, IBanga 3, Ikota 1, CC BY 4.0.*

You may not add terms or measures that legally restrict others from doing anything the licence permits.

For more information: <https://creativecommons.org/licenses/by/4.0/>

ISIQLATHO : CONTENTS

IVEKI 1 • AMANANI UKUYA KWI-100	WEEK 1 • NUMBERS TO 100	2
USUKU 1 • DAY 1	Amanani ukuya kwi-100 Numbers up to 100	2
USUKU 2 • DAY 2	Inani i-100 The number 100	4
USUKU 3 • DAY 3	Ubhalo olwandisiweyo ngama-10 Expanded notation with 10s	6
USUKU 4 • DAY 4	Ukethelekisa nokucwangcisa amanani ukuya kwi-100 Comparing and ordering numbers up to 100	8
USUKU 5 • DAY 5	Uqukaniso Consolidation	10
IVEKI 2 • AMANANI UKUYA KUMA-500	WEEK 2 • NUMBERS TO 500	12
USUKU 1 • DAY 1	Amanani angaphezulu kune-100 Numbers greater than 100	12
USUKU 2 • DAY 2	Iziphindwa ze-10 Multiples of 10	14
USUKU 3 • DAY 3	Amanani ukuya kuma-500 Numbers up to 500	16
USUKU 4 • DAY 4	Amanye amanani ukuya kuma-500 More numbers up to 500	18
USUKU 5 • DAY 5	Uqukaniso Consolidation	20
IVEKI 3 • UKUTHELEKISA NOKUCWANGCISA AMANANI UKUYA KUMA-500	WEEK 3 • COMPARING AND ORDERING NUMBERS UP TO 500	22
USUKU 1 • DAY 1	Ukulandelelanisa nokethelekisa amanani Sequencing and comparing numbers	22
USUKU 2 • DAY 2	Ukethelekisa nokucwangcisa amanani Comparing and ordering numbers	24
USUKU 3 • DAY 3	Ubhalo olwandisiweyo nama-100 Expanded notation with 100s	26
USUKU 4 • DAY 4	Ukudibanisa nokuthabatha iziphindwa ze-10 Addition and subtraction of multiples of 10	28
USUKU 5 • DAY 5	Uqukaniso Consolidation	30
IVEKI 4 • UKUDIBANISA	WEEK 4 • ADDITION	32
USUKU 1 • DAY 1	Ukudibanisa ngentloko Mental addition	32
USUKU 2 • DAY 2	Ukudibanisa ngentloko okunokuweza Mental addition with carrying	34
USUKU 3 • DAY 3	Ukudibanisa okudlula kwi-100 usebenzisa umgcamanani Addition over 100 using a number line	36
USUKU 4 • DAY 4	Ukudibanisa ngendlela yeekholam Addition using the column method	38
USUKU 5 • DAY 5	Uqukaniso Consolidation	40
IVEKI 5 • UKUTHABATHA	WEEK 5 • SUBTRACTION	42
USUKU 1 • DAY 1	Ukuthabatha ngentloko Mental subtraction	42
USUKU 2 • DAY 2	Ukuthabatha ngentloko okunokuboleka Mental subtraction with borrowing	44
USUKU 3 • DAY 3	Ukuthabatha okudlula i-100 usebenzisa umgcamanani Subtraction over 100 using a number line	46
USUKU 4 • DAY 4	Ukuthabatha usebenzisa indlela yeekholam Subtraction using the column method	48
USUKU 5 • DAY 5	Uqukaniso Consolidation	50
IVEKI 6 • UKUDIBANISA NOKUTHABATHA	WEEK 6 • ADDITION AND SUBTRACTION	52
USUKU 1 • DAY 1	Ukudibanisa nokuthabatha usebenzisa indlela yeekholam Addition and subtraction using the column method	52
USUKU 2 • DAY 2	Ukudibanisa usebenzisa indlela yeekholam Addition using the column method	54

USUKU 3 • DAY 3	Ukuthabatha usebenzisa indlela yeeckholam Subtraction using the column method.....	56
USUKU 4 • DAY 4	Ukudibanisa nokuthabatha usebenzisa iindlela zobuchule ezahlukeneyo Addition and subtraction using various strategies.....	58
USUKU 5 • DAY 5	Uqukaniso Consolidation	60
IVEKI 7 • UBUDE WEEK 7 • LENGTH		62
USUKU 1 • DAY 1	Iimitha Metres.....	62
USUKU 2 • DAY 2	Iisentimitha Centimetres.....	64
USUKU 3 • DAY 3	Uqikelelo Estimation.....	66
USUKU 4 • DAY 4	Ukusebenza ngeeyunithi zobude Working with units of length.....	68
USUKU 5 • DAY 5	Uqukaniso Consolidation	70
IVEKI 8 • IINGXAKI ZAMAGAMA NEZINTO EZINEMILINGANISELO EMI-3-D WEEK 8 • WORD PROBLEMS AND 3-D OBJECTS		72
USUKU 1 • DAY 1	Iingxaki zamagama zokudibanisa nokuthabatha Addition and subtraction word problems.....	72
USUKU 2 • DAY 2	Iingxaki zamagama zokudibanisa nokuthabatha Addition and subtraction word problems.....	74
USUKU 3 • DAY 3	Izinto ezine-3-D (eziqengqelekayo nezityibilikayo) 3-D objects (roll and slide).....	76
USUKU 4 • DAY 4	Ukuchaza izinto ezine-3-D Describing 3-D objects.....	78
USUKU 5 • DAY 5	Uqukaniso Consolidation	80
IVEKI 9 • IZINTO EZINE-3-D WEEK 9 • 3-D OBJECTS.....		82
USUKU 1 • DAY 1	Ukwakha ngezinto ezine-3-D Building with 3-D objects.....	82
USUKU 2 • DAY 2	Ukuthethisa izinto ezine-3-D Comparing 3-D objects.....	84
USUKU 3 • DAY 3	Iimbuso zezinto ezikhoyo ezine-3-D Faces of 3-D objects.....	86
USUKU 4 • DAY 4	Izinto ezine-3-D 3-D objects	88
USUKU 5 • DAY 5	Uqukaniso Consolidation	90
IVEKI 10 • UHLAZIYO WEEK 10 • REVISION.....		92
USUKU 1 • DAY 1	Amanani ukuya kuma-500 Numbers to 500.....	92
USUKU 2 • DAY 2	Indawo nemilo nobude Space and shape and length.....	94
USUKU 3 • DAY 3	Iipatheni namanani ashayiweyo Patterns and missing numbers.....	96
USUKU 4 • DAY 4	Ukudibanisa nokuthabatha Addition and subtraction	98
USUKU 5 • DAY 5	Ukudibanisa nokuthabatha Addition and subtraction	100
IZIXHOBO ZOKUFUNDA RESOURCES.....		102



Ukusebenzisa incwadi yemisebenzi yabafundi yeBala Wandu

Le ncwadi yemisebenzi yabafundi inemisebenzi elungiselelwe iintsuku ezingama-50 zokufundisa kwikota yoku-1. Kukho imisebenzi yophuhliso lwengqiqo, imisebenzi yomfundi ngamnye kwakunye nemidlalo apho abafundi baya kudlala ngababini okanye ngokwamaqela. Iimpendulo zale misebenzi zingabhalwa kwakule ncwadi.

Imisebenzi ekule ncwadi ibhalwe ngeelwimi ezimbini. Siyathemba ukuba ukusebenzisa iilwimi ezimbini kuya kubanceda abafundi bafunde baze bawaqhele amagama emathematika ngolwimi lwabo lwasekhaya nangesiNgesi. Ukwenza njalo kuya kubaxhobisa bakulungele ukufunda imathematika ubomi babo bonke.

Ukuba abafundi bathi gqolo ukwenza imisebenzi yabo yonke imihla ngazo zonke iikota, baya kuyigqiba yonke ikharithulam yemathematika yonyaka. Siyathemba ukuba le misebenzi ilapha iya kuba yindlela enoyolo yokubanceda ekufumaneni ulwazi lwemathematika olusisiseko.

Ukuqala kosuku ngalunye olutsha kuboniswe ngebhanile emfusa.

IVEKI • WEEK
1

USUKU 1 • DAY 1

Amanani ukuya kwi-100
Numbers up to 100

Ngezantsi kwebhanile kukho iflowutshathi eshwankathela ukulandelelana kwemisebenzi yolo suku.



Izibalo zentloko ziya kuba ngumsebenzi wokuqala yonke imihla. Lo msebenzi uya kukhokelwa ngutitshala.

Onke amanye amaphepha asencwadini alungiselelwe abafundi ukuba basebenzele kuwo ngokunokwabo okanye ngokwamaqela kodwa bekhokelwa kwaye bencediswa ngutitshala. La maphepha ingangamaphepha okusebenzela okanye imidlalo eyenzelwe ukubethelela isigama esifundiswe ngolo suku. Imidlalo iboniswe ngokusebenzisa iikhathuni okanye oopopayi ukubonisa indlela omawudlalwe ngayo umdlalo.

2 Bhala inani.

Write the number.

H	T	O
3	1	4

$300 + 10 + 4 = 314$

Yonke imiyalelo neenkukacha zinikwe ngesiXhosa nangenguqulelo yesiNgesi ngezantsi.

Amaphepha emisebenzi yomfundi anemizekelo esele yenziwe (iboniswa ngombala ongwevu nangepenisile ebomvu).

Usuku lwesi-5 lweveki nganye lulungiselelwe uqukaniso novavanyo.

Using the Bala Wande Learner Activity Book

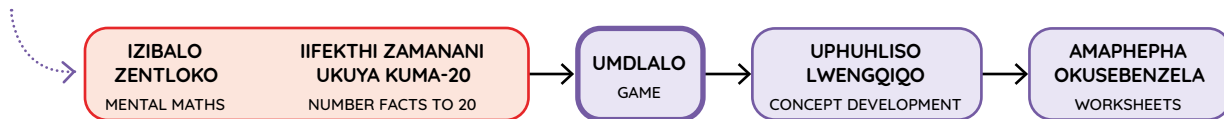
This Learner Activity Book has activities planned for 50 days of teaching in Term 1. There are concept development activities, individual learner activities and games for learners to play in pairs and groups. Answers to the activities can be written in this book.

The material is presented using a bilingual format. We hope that presenting the activities in two languages will help learners to become familiar with maths words in both their home language and in English. This will equip them for lifelong learning of maths.

If learners work systematically through these workbook-style activities every day and every term, they will cover the whole maths curriculum for the year. We hope that these activities will be a fun way to help them acquire foundational maths knowledge.

The start of each new day is shown with a purple banner.

Underneath the banner is a flow diagram that summarises the sequence of activities for the day.



Mental Maths is the first activity every day. The teacher will lead this activity.

All the other pages in the book are for learners to work on independently or in groups with guidance and support from the teacher. They may be worksheets or games, for consolidation of the concepts covered that day. Games are presented using cartoons of learners to show how the game should be played.

2 Bhala inani.
Write the number.

All instructions and information are given in isiXhosa with an English translation below.

Learner worksheets have a worked example (indicated by the grey background and the red pencil).

Day 5 of each week is planned for consolidation and assessment.

IZIBALO
ZENTLOKO
MENTAL MATHS

IIFEKTHI ZAMANANI
UKUYA KUMA-20
NUMBER FACTS TO 20

UMDLALO
GAME

UPHULISO
LWENGQIQO
CONCEPT DEVELOPMENT

AMAPHEPHA
OKUSEBENZELA
WORKSHEETS


Umdlalo: Mangaphi ama-10? Mingaphi imivo?

Game: How many 10s? How many 1s?

- Sebenzani ngababini. Yakhani inani ngeebloko zenu.
Work in pairs. Build a number using your blocks.


- Mangaphi ama-10? Mingaphi imivo?
How many 10s? How many 1s?

- Leliphi inani?
What number?



1 Funa amanani afihlwe yimifanekiso.

Find the numbers that these objects are covering.



1	2	3	4	5	6	7		9	10
11									
21									
31									
41									
51									
61									
71									
81									
91									

2 Zalisa ngala manani:

Fill in all the numbers with:

amashumi ama-2 2 tens	amashumi ama-4 4 tens	imivo esi-7 7 ones
imivo emi-5 5 ones	amashumi asi-8 8 tens	imivo esi-9 9 ones

1	2	3	4	5	6	7	8	9	10
11									
21									
31									
41									
51									
61									
71									
81									
91									

Sebenzisa iibloko zesiseko se-10 zikuncede ubhale izivakalisi manani.

Use your base 10 blocks to help you write these number sentences.



3 Bhala ama-10 nemivo.

Write the 10s and 1s.

18	=	10	+	8
56	=		+	
21	=		+	
48	=		+	
99	=		+	

43	=		+	
27	=		+	
74	=		+	
68	=		+	
39	=		+	

IZIBALO
ZENTLOKO
MENTAL MATHS

IIFEKTHI ZAMANANI
UKUYA KUMA-20
NUMBER FACTS TO 20

UMDLALO
GAME

UPHUHLISO
LWENGQIQQO
CONCEPT DEVELOPMENT

AMAPHEPHA
OKUSEBENZELA
WORKSHEETS



I-10 elinye lilingana nemivo elishumi. Siyakwazi ukubala ngama-10 nangemivo.

One 10 is equal to ten 1s. We can count in 10s and 1s.

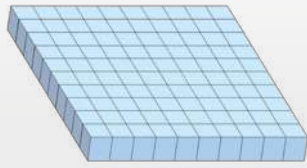


i-10 elinye
one 10

=




imivo elishumi
ten 1s



i-100 elinye
one 100

=



ama-10 alishumi
ten 10s

Ikhulu elinye lilingana nama-10 alishumi. Singasebenzisa ama-10 ukwenza i-100.

One 100 is equal to ten 10s. We can use 10s to make 100.



1 Zingaphi ezinokwenza i-100?

How much to make 100?

$10 + \underline{90} = 100$	$30 + \underline{\quad} = 100$	$60 + \underline{\quad} = 100$
$40 + \underline{\quad} = 100$	$100 + \underline{\quad} = 100$	$20 + \underline{\quad} = 100$
$90 + \underline{\quad} = 100$	$50 + \underline{\quad} = 100$	$80 + \underline{\quad} = 100$
$70 + \underline{\quad} = 100$	$0 + \underline{\quad} = 100$	

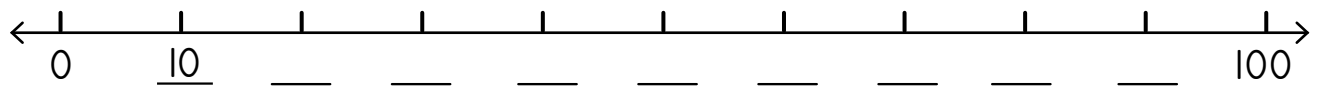
2 Gqibezela izivakalisi manani.

Complete the number sentences.

$10 + 40 = \underline{50}$	$100 - 60 = \underline{40}$	$50 + 30 = \underline{\quad}$
$30 - 10 = \underline{\quad}$	$20 + 70 = \underline{\quad}$	$90 - 50 = \underline{\quad}$
$30 + 70 = \underline{\quad}$	$100 - 20 = \underline{\quad}$	$10 + 80 = \underline{\quad}$
$70 - 30 = \underline{\quad}$	$60 + 40 = \underline{\quad}$	$60 - 10 = \underline{\quad}$

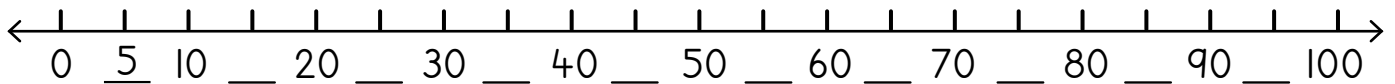
3 Bala ngama-10. Phawula umgcamanani.

Count in 10s. Label the number line.



4 Bala ngezi-5. Phawula umgcamanani.

Count in 5s. Label the number line.



5 Gqibezela izivakalisi manani.

Complete the number sentences.

$10 + 5 = \underline{15}$	$30 - 5 = \underline{25}$	$40 + 5 = \underline{\quad}$
$70 - 5 = \underline{\quad}$	$80 + 5 = \underline{\quad}$	$50 - 5 = \underline{\quad}$
$60 + 10 = \underline{\quad}$	$80 - 5 = \underline{\quad}$	$95 + 5 = \underline{\quad}$
$100 - 5 = \underline{\quad}$	$85 + 15 = \underline{\quad}$	$100 - 50 = \underline{\quad}$

6 Gqibezela ezi patheni zilandelayo.

Complete the following patterns.

67	68	69	70	71	72	73
40		60	70		90	
83	84			87		
100		98	97		95	
90		70		50	40	
43	42			39	38	

Ubhalo olwandisiweyo ngama-10

Expanded notation with 10s

IZIBALO
ZENTLOKO
MENTAL MATHS

IIFEKTHI ZAMANANI
UKUYA KUMA-20
NUMBER FACTS TO 20

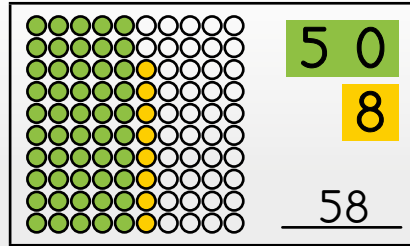
UMDLALO
GAME

UPHUHLISO
LWENGQIQQO
CONCEPT DEVELOPMENT

AMAPHEPHA
OKUSEBENZELA
WORKSHEETS

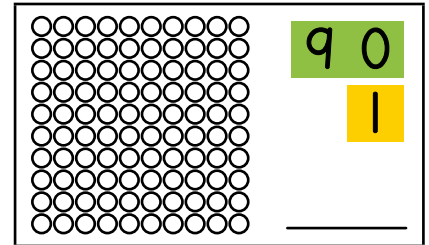
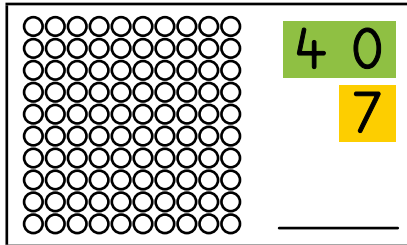
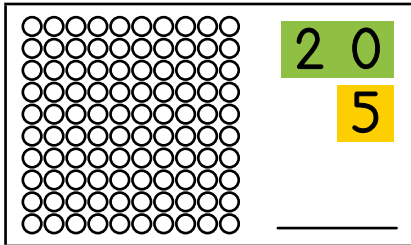
Ikhohlam enye inezangqa ezili-10. Sebenzisa imibala eyahlukileyo kuma-10 nakwimivo.

There are 10 circles in one column. Use a different colour for the 10s and the 1s.



1 Fakela imibala kwizangqa uze ubhale inani.

Colour the circles and write the number.



2

	Mangaphi ama-10? How many 10s?	Mingaphi imivo? How many 1s?		Mangaphi ama-10? How many 10s?	Mingaphi imivo? How many 1s?
58	5	8	47		
25			91		
39			62		
74			86		

3 Bhala isivakalisi manani.

Write the number sentence.

$\begin{array}{r} 60 + 8 = 68 \end{array}$	$\begin{array}{r} 80 + 6 = \end{array}$	$\begin{array}{r} 50 + 3 = \end{array}$
$\begin{array}{r} 70 + 1 = \end{array}$	$\begin{array}{r} 90 + 5 = \end{array}$	$\begin{array}{r} 60 + 9 = \end{array}$

4 Leliphi inani? Biyela ngesangqa elona nani likhulu.

What number? Circle the biggest number.

$\begin{array}{r} 20 \\ + 8 \\ \hline \end{array}$	$\begin{array}{r} 40 \\ + 2 \\ \hline 42 \end{array}$	$\begin{array}{r} 20 \\ + 4 \\ \hline 24 \end{array}$
$\begin{array}{r} 10 \\ + 8 \\ \hline \end{array}$	$\begin{array}{r} 80 \\ + 1 \\ \hline \end{array}$	$\begin{array}{r} 80 \\ + 8 \\ \hline \end{array}$
$\begin{array}{r} 50 \\ + 3 \\ \hline \end{array}$	$\begin{array}{r} 30 \\ + 1 \\ \hline \end{array}$	$\begin{array}{r} 30 \\ + 5 \\ \hline \end{array}$

5 Leliphi inani? Biyela ngesangqa elona nani lincinci.

What number? Circle the smallest number.

$\begin{array}{r} 10 \\ + 6 \\ \hline 16 \end{array}$	$\begin{array}{r} 60 \\ + 6 \\ \hline 66 \end{array}$	$\begin{array}{r} 60 \\ + 1 \\ \hline 61 \end{array}$
$\begin{array}{r} 40 \\ + 3 \\ \hline \end{array}$	$\begin{array}{r} 30 \\ + 4 \\ \hline \end{array}$	$\begin{array}{r} 30 \\ + 3 \\ \hline \end{array}$
$\begin{array}{r} 70 \\ + 2 \\ \hline \end{array}$	$\begin{array}{r} 70 \\ + 7 \\ \hline \end{array}$	$\begin{array}{r} 20 \\ + 7 \\ \hline \end{array}$

6 Mangaphi ama-10? Mingaphi imivo? Bhala isivakalisi manani negama lenani.

How many 10s? How many 1s? Write the number sentence and number name.

$14 = 10 + 4$	iishumi elinesine	fourteen
$23 = \underline{\quad} + \underline{\quad}$		
$32 = \underline{\quad} + \underline{\quad}$		
$51 = \underline{\quad} + \underline{\quad}$		
$87 = \underline{\quad} + \underline{\quad}$		
$99 = \underline{\quad} + \underline{\quad}$		

IZIBALO
ZENTLOKO
MENTAL MATHS

IIFEKTHI ZAMANANI
UKUYA KUMA-20
NUMBER FACTS TO 20


UMDLALO
GAME

UPHUHLISO
LWENGQIQQO
CONCEPT DEVELOPMENT


AMAPHEPHA
OKUSEBENZELA
WORKSHEETS


Gqibezela iithegibhile. Ungasebenzisa isikwere se-100 kwiphepha le-103 sikuncede ukuba uyathanda.

Complete the tables. Use the 100 square on page 103 if you need help.




1

	inani eliphambi kwama- the number before	inani eliza emva kwama- the number after		inani eliphambi kwama- the number before	inani eliza emva kwama- the number after
55	54	56 	73		
91			87		

	lingaphezulu ngo-1 kunama- 1 more than	lingaphezulu ngezi-2 kunama- 2 more than	lingaphantsi ngo-1 kunama- 1 less than	lingaphantsi ngezi-2 kunama- 2 less than
67	68	69	66	65 
42				
38				
36				

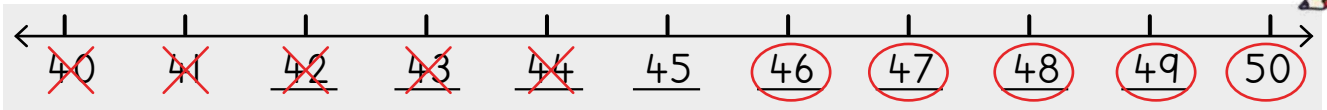
Ngubani inani eliphakathi kwala?

What is the number between?

ama-56 nama-58 56 and 58	57 	ama-37 nama-39 37 and 39	
ama-42 nama-44 42 and 44		ama-85 nama-87 85 and 87	

- 2 **Biyela ngesangqa amanani angaphezulu kunama-45.**
Beka u-X kumanani angaphantsi kunama-45.

Circle the numbers greater than 45. Cross out the numbers smaller than 45.



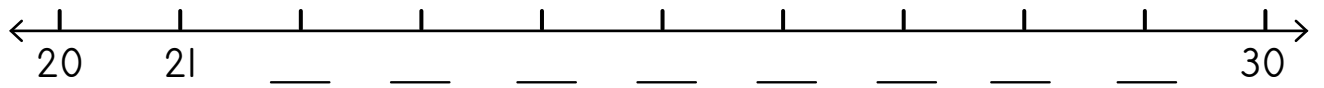
Yenza njalo nakule migesthambani!
 Phawula iileyibhile kuqala.

Now do the same activity with these number lines! Complete the labels first.



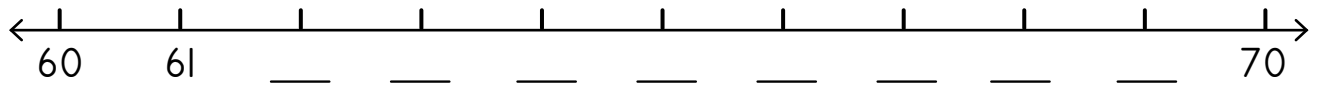
- Biyela ngesangqa amanani angaphezulu kunama-25.**
Beka u-X kumanani angaphantsi kunama-25.

Circle the numbers greater than 25. Cross out the numbers smaller than 25.



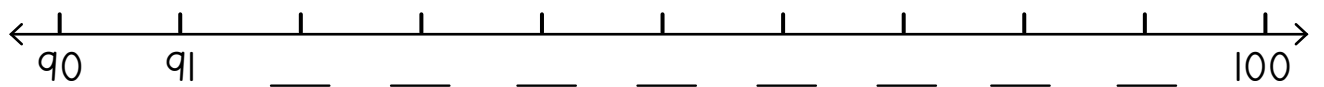
- Biyela ngesangqa amanani angaphezulu kunama-67.**
Beka u-X kumanani angaphantsi kunama-67.

Circle the numbers greater than 67. Cross out the numbers smaller than 67.




- Biyela ngesangqa amanani angaphezulu kunama-93.**
Beka u-X kumanani angaphantsi kunama-93.

Circle the numbers greater than 93. Cross out the numbers smaller than 93.




- 3 **Cwangcisa amanani uqale ngelona lincinci uye kwelona likhulu.**

Order the numbers from smallest to greatest.

69, 45, 78, 54	45, 54, 69, 78 
91, 19, 99, 92	
33, 73, 13, 37	

- 4 **Cwangcisa amanani uqale ngelona likhulu uye kwelona lincinci.**

Order the numbers from greatest to smallest.

69, 45, 78, 54	78, 69, 54, 45 
91, 19, 99, 92	
33, 73, 13, 37	

Masithethe ngeMaths!

Let's talk Maths!



NgesiXhosa sithi:

ama-10 nemivo

ixabiso lendawo

Ama-67 ngama-10 amathandathu
nemivo esixhenxe.

i-10 yimivo elishumi.

i-100 ngamashumi ali-10.

likhulu kuna-, lincinci kuna-
elona likhulu nelona lincinci

In English we say:

10s and 1s

place value

67 is six 10s and seven 1s.

10 is ten 1s.

100 is ten 10s.

greater than and smaller than
greatest and smallest

1 Sebenzisa isikwere se-100 ufakele amanani:

Use the 100 square to fill in all the numbers with:

isi-3 kwindawo yemivo. 3 in the 1s place.	u-1 kwindawo yama-10. 1 in the 10s place.
isi-4 kwindawo yemivo. 4 in the 1s place.	isi-5 kwindawo yama-10. 5 in the 10s place.
isi-8 kwindawo yemivo. 8 in the 1s place.	isi-9 kwindawo yama-10. 9 in the 10s place.

1	2	3	4	5	6	7	8	9	10
11									
21									
31									
41									
51									
61									
71									
81									
91									

2

	Mangaphi ama-10? How many 10s?	Mingaphi imivo? How many 1s?		Mangaphi ama-10? How many 10s?	Mingaphi imivo? How many 1s?
24			55		
79			92		

3 Kufuneka ezingaphi ukuze wenze i-100?

How much to make 100?

Sebenzisa isikwere se-100, onotsheluzo okanye iibloko zakho zesiseko se-10 ukuba uyafuna.
Use your 100 square, flard cards or base 10 blocks if you want to.



$20 + \underline{\quad} = 100$	$50 + \underline{\quad} = 100$	$80 + \underline{\quad} = 100$
$90 + \underline{\quad} = 100$	$70 + \underline{\quad} = 100$	$100 + \underline{\quad} = 100$

4 Bhala isivakalisi manani ubonise ama-10 nemivo.

Write a number sentence to show 10s and 1s.

$\begin{array}{r} 80 \\ + 2 \\ \hline \end{array}$	$\begin{array}{r} 20 \\ + 7 \\ \hline \end{array}$	$\begin{array}{r} 90 \\ + 1 \\ \hline \end{array}$
$\begin{array}{r} 30 \\ + 5 \\ \hline \end{array}$	$\begin{array}{r} 40 \\ + 8 \\ \hline \end{array}$	$\begin{array}{r} 60 \\ + 6 \\ \hline \end{array}$


5 Gqibezela ezi patheni zilandelayo.

Complete the following patterns.

60	50		30		10	
15		17	18	19		

6 Mangaphi ama-10? Mingaphi imivo? Bhala isivakalisi manani negama lenani.

How many 10s? How many 1s? Write the number sentence and the number name.

$39 = \underline{30} + \underline{9}$	amashumi amathathu anethoba	thirty nine 
$56 = \underline{\quad} + \underline{\quad}$		
$71 = \underline{\quad} + \underline{\quad}$		
$42 = \underline{\quad} + \underline{\quad}$		
$95 = \underline{\quad} + \underline{\quad}$		
$68 = \underline{\quad} + \underline{\quad}$		

IZIBALO
ZENTLOKO
MENTAL MATHS

DIBANISA UZE UTHABATHE
IZIPHINDWA ZE-10
ADD AND SUBTRACT MULTIPLES OF 10

UMDLALO
GAME


UPHULISO
LWENGQIQO
CONCEPT DEVELOPMENT

AMAPHEPHA
OKUSEBENZELA
WORKSHEETS

Umdlalo: Likude kangakanani i-10 elilandelayo?

Game: How far to the next 10?


- **Sebenzani ngababini.**
Work in pairs.
- **Khetha inani.**
Choose a number.
- **Ngubani i-10 elilandelayo?**
What is the next 10?
- **Likude kangakanani i-10 elilandelayo?**
How far to the next 10?
- **Phinda kwakhona!**
Do it again!




Xa imivo ingekho ubhala uziro/iqanda kwindawo yemivo.
If there are no 1s, write a zero in the 1s place.



amakhulu hundreds	amashumi tens	imivo ones
3	2	0
$300 + 20 + 0 = 320$		



imivo elishumi = i-10 elinye
ten 1s = one 10



ama-10 alishumi = i-100 elinye
ten 10s = one 100

amakhulu amathathu anamashumi amabini
three hundred and twenty

I Bonisa la manani ngeebloko zesiseko se-10.

Show these numbers using base 10 blocks.

137	423	110	495	356	299
-----	-----	-----	-----	-----	-----

2 Bhala inani.

Write the number.

Xa ungenawo ama-10 bhala uziro endaweni yama-10.

Remember, if there are no 10s, write a zero in the 10s place.



<p>H T O</p> <table border="1"> <tr> <td>3</td> <td>1</td> <td>4</td> </tr> <tr> <td colspan="3">$300 + 10 + 4 = 314$</td> </tr> </table>	3	1	4	$300 + 10 + 4 = 314$			<p>H T O</p> <table border="1"> <tr> <td>2</td> <td>0</td> <td>8</td> </tr> <tr> <td colspan="3">$200 + 0 + 8 = 208$</td> </tr> </table>	2	0	8	$200 + 0 + 8 = 208$		
3	1	4											
$300 + 10 + 4 = 314$													
2	0	8											
$200 + 0 + 8 = 208$													
<p>H T O</p> <table border="1"> <tr> <td> </td> <td> </td> <td> </td> </tr> <tr> <td colspan="3"> </td> </tr> </table>							<p>H T O</p> <table border="1"> <tr> <td> </td> <td> </td> <td> </td> </tr> <tr> <td colspan="3"> </td> </tr> </table>						
<p>H T O</p> <table border="1"> <tr> <td> </td> <td> </td> <td> </td> </tr> <tr> <td colspan="3"> </td> </tr> </table>							<p>H T O</p> <table border="1"> <tr> <td> </td> <td> </td> <td> </td> </tr> <tr> <td colspan="3"> </td> </tr> </table>						
<p>H T O</p> <table border="1"> <tr> <td> </td> <td> </td> <td> </td> </tr> <tr> <td colspan="3"> </td> </tr> </table>							<p>H T O</p> <table border="1"> <tr> <td> </td> <td> </td> <td> </td> </tr> <tr> <td colspan="3"> </td> </tr> </table>						
<p>H T O</p> <table border="1"> <tr> <td> </td> <td> </td> <td> </td> </tr> <tr> <td colspan="3"> </td> </tr> </table>							<p>H T O</p> <table border="1"> <tr> <td> </td> <td> </td> <td> </td> </tr> <tr> <td colspan="3"> </td> </tr> </table>						

IZIBALO
ZENTLOKO
MENTAL MATHS







DIBANISA UZE UTHABATHE
IZIPHINDWA ZE-10
ADD AND SUBTRACT MULTIPLES OF 10

UMDLALO
GAME

UPHULISO
LWENGQIQO
CONCEPT DEVELOPMENT


AMAPHEPHA
OKUSEBENZELA
WORKSHEETS

1

	Mangaphi ama-10? How many 10s?	Ngubani inani? What number?
	15	150 
		
		
		
		

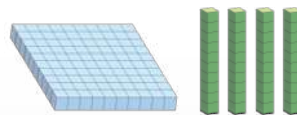
2 Mangaphi amashumi?

How many tens?


	amashumi tens
140	14 
320	
490	
280	
430	
370	

Bonisa amanani ngeebloko zesiseko se-10. Uza kubona ukuba i-140 ngamashumi ali-14.

Show the numbers using base 10 blocks. You can see 140 is 14 tens.




=



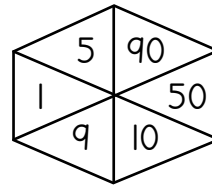
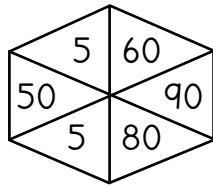
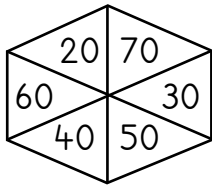
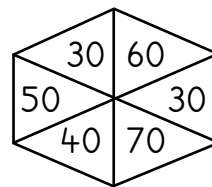
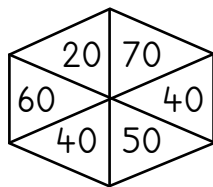
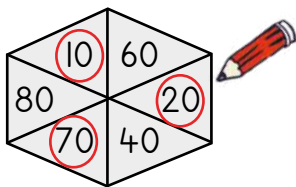
3 Zingaphi eziza kwenza i-100?

How much to make 100?

$80 + \underline{20} = 100$ 	$60 + \underline{\quad} = 100$	$40 + \underline{\quad} = 100$
$50 + \underline{\quad} = 100$	$10 + \underline{\quad} = 100$	$30 + \underline{\quad} = 100$
$20 + \underline{\quad} = 100$	$90 + \underline{\quad} = 100$	$70 + \underline{\quad} = 100$

4 Kwimilo nganye biyela ngesangqa amanani ama-3 enza i-100 xa edibene.

Circle 3 numbers that add up to 100 in each shape.



5 Gqibezela iipatheni zama-10.

Complete the 10s patterns.

110, 120, 130, 140, 150, 160, 170, _____

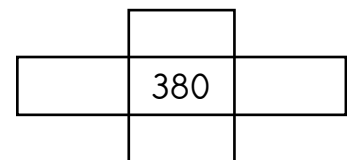
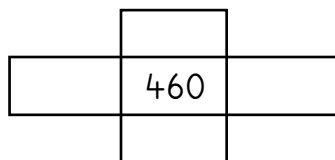
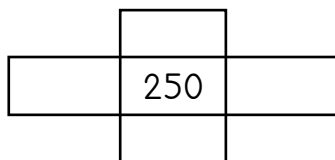
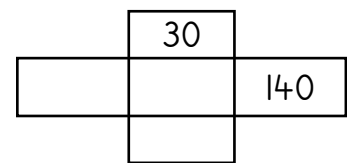
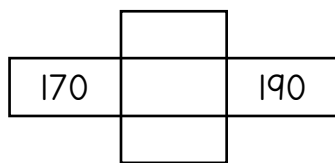
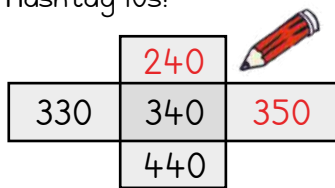
340, 350, _____, _____, _____, _____, 400, _____

230, 220, 210, _____, _____, _____, 170, _____

300, _____, _____, _____, _____, 250, 240, _____

6 Heshthegi ama-10!

Hashtag 10s!



IZIBALO
ZENTLOKO
MENTAL MATHS

DIBANISA UZE UTHABATHE
IZIPHINDWA ZE-10
ADD AND SUBTRACT MULTIPLES OF 10

UMDLALO
GAME

UPHUHLISO
LWENGOQO
CONCEPT DEVELOPMENT

AMAPHEPHA
OKUSEBENZELA
WORKSHEETS

amakhulu hundreds	amashumi tens	imivo ones
100	70	6

176

H	T	O
1	7	6
$100 + 70 + 6 = 176$		

Singasebenzisa
noonotsheluzi
ukubonisa amanani
amivo mi-3. Jonga
indlela esibonisa ngayo
inani i-176.

We can use flard
cards to show 3-digit
numbers. Look at how
to show the number 176.

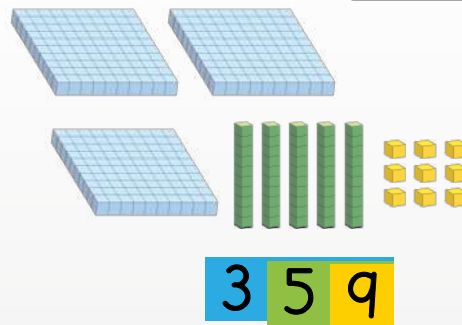


Wenza ngolu hlobo!
Bonisa ama-359.

This is how you do it!
Show 359.

- 1** Bonisa ngoonotsheluzi
nangeebloko zesiseko se-10.
Show with flard cards and base 10 blocks.

421	115	297
426	352	283

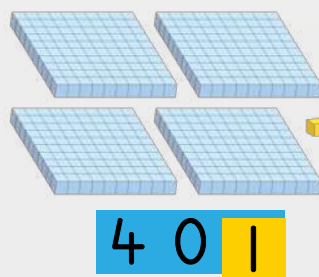


359

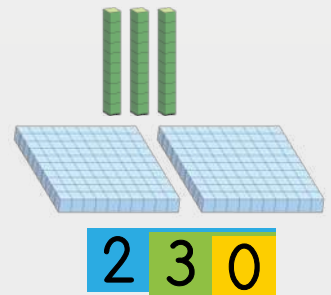


Bonisa ama-401 nama-230. Uqaphele
ooziro kwindawo yama-10 neyemivo.

Show 401 and 230. Look out
for zeros in the 10s and 1s place.



401



230

- 2** Bonisa ngoonotsheluzi nangeebloko zesiseko se-10.
Show with flard cards and base 10 blocks.

101	250	405	208	360	500
-----	-----	-----	-----	-----	-----

3 Bhala inani.

Write the number.

<table border="1"> <tr> <td>5</td> <td>100</td> <td>20</td> </tr> <tr> <td>H</td> <td>T</td> <td>O</td> </tr> <tr> <td>1</td> <td>2</td> <td>5</td> </tr> <tr> <td colspan="3">100 + 20 + 5 = 125</td> </tr> </table>	5	100	20	H	T	O	1	2	5	100 + 20 + 5 = 125			<table border="1"> <tr> <td>200</td> <td>8</td> <td>90</td> </tr> <tr> <td>H</td> <td>T</td> <td>O</td> </tr> <tr> <td></td> <td></td> <td></td> </tr> <tr> <td colspan="3"></td> </tr> </table>	200	8	90	H	T	O							<table border="1"> <tr> <td>70</td> <td>400</td> <td>2</td> </tr> <tr> <td>H</td> <td>T</td> <td>O</td> </tr> <tr> <td></td> <td></td> <td></td> </tr> <tr> <td colspan="3"></td> </tr> </table>	70	400	2	H	T	O						
5	100	20																																				
H	T	O																																				
1	2	5																																				
100 + 20 + 5 = 125																																						
200	8	90																																				
H	T	O																																				
70	400	2																																				
H	T	O																																				
<table border="1"> <tr> <td>200</td> <td>5</td> </tr> <tr> <td>H</td> <td>T</td> <td>O</td> </tr> <tr> <td></td> <td></td> <td></td> </tr> <tr> <td colspan="3"></td> </tr> </table>	200	5	H	T	O							<table border="1"> <tr> <td>4</td> <td>100</td> </tr> <tr> <td>H</td> <td>T</td> <td>O</td> </tr> <tr> <td></td> <td></td> <td></td> </tr> <tr> <td colspan="3"></td> </tr> </table>	4	100	H	T	O							<table border="1"> <tr> <td>8</td> <td>200</td> </tr> <tr> <td>H</td> <td>T</td> <td>O</td> </tr> <tr> <td></td> <td></td> <td></td> </tr> <tr> <td colspan="3"></td> </tr> </table>	8	200	H	T	O									
200	5																																					
H	T	O																																				
4	100																																					
H	T	O																																				
8	200																																					
H	T	O																																				
<table border="1"> <tr> <td>10</td> <td>100</td> </tr> <tr> <td>H</td> <td>T</td> <td>O</td> </tr> <tr> <td></td> <td></td> <td></td> </tr> <tr> <td colspan="3"></td> </tr> </table>	10	100	H	T	O							<table border="1"> <tr> <td>60</td> <td>300</td> </tr> <tr> <td>H</td> <td>T</td> <td>O</td> </tr> <tr> <td></td> <td></td> <td></td> </tr> <tr> <td colspan="3"></td> </tr> </table>	60	300	H	T	O							<table border="1"> <tr> <td>400</td> <td>90</td> </tr> <tr> <td>H</td> <td>T</td> <td>O</td> </tr> <tr> <td></td> <td></td> <td></td> </tr> <tr> <td colspan="3"></td> </tr> </table>	400	90	H	T	O									
10	100																																					
H	T	O																																				
60	300																																					
H	T	O																																				
400	90																																					
H	T	O																																				

4 Biyela amanani athi xa edityanisiwe enze inani elingasentla.

Circle the numbers that add up to the number at the top.

<table border="1"> <tr> <td>2</td> <td>3</td> <td>1</td> </tr> <tr> <td>300</td> <td>200</td> <td>30</td> </tr> <tr> <td>20</td> <td>2</td> <td>1</td> </tr> </table>	2	3	1	300	200	30	20	2	1	<table border="1"> <tr> <td>4</td> <td>2</td> <td>5</td> </tr> <tr> <td>5</td> <td>40</td> <td>20</td> </tr> <tr> <td>4</td> <td>500</td> <td>400</td> </tr> </table>	4	2	5	5	40	20	4	500	400	<table border="1"> <tr> <td>2</td> <td>7</td> <td>0</td> </tr> <tr> <td>20</td> <td>7</td> <td>2</td> </tr> <tr> <td>70</td> <td>200</td> <td>700</td> </tr> </table>	2	7	0	20	7	2	70	200	700
2	3	1																											
300	200	30																											
20	2	1																											
4	2	5																											
5	40	20																											
4	500	400																											
2	7	0																											
20	7	2																											
70	200	700																											
<table border="1"> <tr> <td>3</td> <td>1</td> <td>5</td> </tr> <tr> <td>100</td> <td>300</td> <td>50</td> </tr> <tr> <td>30</td> <td>10</td> <td>5</td> </tr> </table>	3	1	5	100	300	50	30	10	5	<table border="1"> <tr> <td>1</td> <td>0</td> <td>6</td> </tr> <tr> <td>60</td> <td>100</td> <td>6</td> </tr> <tr> <td>0</td> <td>10</td> <td>1</td> </tr> </table>	1	0	6	60	100	6	0	10	1	<table border="1"> <tr> <td>4</td> <td>0</td> <td>3</td> </tr> <tr> <td>300</td> <td>400</td> <td>30</td> </tr> <tr> <td>40</td> <td>10</td> <td>3</td> </tr> </table>	4	0	3	300	400	30	40	10	3
3	1	5																											
100	300	50																											
30	10	5																											
1	0	6																											
60	100	6																											
0	10	1																											
4	0	3																											
300	400	30																											
40	10	3																											
<table border="1"> <tr> <td>2</td> <td>6</td> <td>1</td> </tr> <tr> <td>600</td> <td>200</td> <td>20</td> </tr> <tr> <td>60</td> <td>1</td> <td>2</td> </tr> </table>	2	6	1	600	200	20	60	1	2	<table border="1"> <tr> <td>3</td> <td>9</td> <td>5</td> </tr> <tr> <td>50</td> <td>90</td> <td>900</td> </tr> <tr> <td>500</td> <td>300</td> <td>5</td> </tr> </table>	3	9	5	50	90	900	500	300	5	<table border="1"> <tr> <td>2</td> <td>0</td> <td>7</td> </tr> <tr> <td>200</td> <td>70</td> <td>2</td> </tr> <tr> <td>20</td> <td>7</td> <td>700</td> </tr> </table>	2	0	7	200	70	2	20	7	700
2	6	1																											
600	200	20																											
60	1	2																											
3	9	5																											
50	90	900																											
500	300	5																											
2	0	7																											
200	70	2																											
20	7	700																											

IZIBALO
ZENTLOKO
MENTAL MATHS

DIBANISA UZE UTHABATHE
IZIPHINDWA ZE-10
ADD AND SUBTRACT MULTIPLES OF 10

UMDLALO
GAME

UPHULISO
LWENGOQO
CONCEPT DEVELOPMENT

AMAPHEPHA
OKUSEBENZELA
WORKSHEETS

Awekho ama-10.
Indawo ithathwa nguziro.
There are no 10s. Zero holds the place.



amakhulu hundreds	amashumi tens	imivo ones
2	0	1
$200 + 0 + 1 = 201$		

imivo eli-10 = ishumi eli-1

10 ones = 1 ten

amashumi a-10 = ikhulu eli-1

10 tens = 1 hundred

amakhulu amabini anaye

two hundred and one

1 Bonisa inani ngeebloko zesiseko se-10.

Show the number using base 10 blocks.

305	220	355	409	184	506
-----	-----	-----	-----	-----	-----

2 Bhala inani.

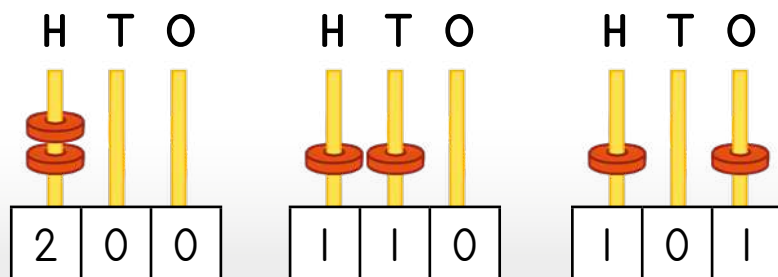
Write the number.

 <table border="1"> <tr> <td>H</td> <td>T</td> <td>O</td> </tr> <tr> <td>0</td> <td>3</td> <td>2</td> </tr> <tr> <td colspan="3">$0 + 30 + 2 = 32$</td> </tr> </table>	H	T	O	0	3	2	$0 + 30 + 2 = 32$			 <table border="1"> <tr> <td>H</td> <td>T</td> <td>O</td> </tr> <tr> <td></td> <td></td> <td></td> </tr> <tr> <td colspan="3"></td> </tr> </table>	H	T	O							 <table border="1"> <tr> <td>H</td> <td>T</td> <td>O</td> </tr> <tr> <td></td> <td></td> <td></td> </tr> <tr> <td colspan="3"></td> </tr> </table>	H	T	O						
H	T	O																											
0	3	2																											
$0 + 30 + 2 = 32$																													
H	T	O																											
H	T	O																											
 <table border="1"> <tr> <td>H</td> <td>T</td> <td>O</td> </tr> <tr> <td></td> <td></td> <td></td> </tr> <tr> <td colspan="3"></td> </tr> </table>	H	T	O							 <table border="1"> <tr> <td>H</td> <td>T</td> <td>O</td> </tr> <tr> <td></td> <td></td> <td></td> </tr> <tr> <td colspan="3"></td> </tr> </table>	H	T	O							 <table border="1"> <tr> <td>H</td> <td>T</td> <td>O</td> </tr> <tr> <td></td> <td></td> <td></td> </tr> <tr> <td colspan="3"></td> </tr> </table>	H	T	O						
H	T	O																											
H	T	O																											
H	T	O																											

3 Biyela ngesangqa amanani achanekileyo kumgca ngamnye.

Circle the suitable numbers in each row.

Kukho amakhulu amathathu. There are three hundreds.	130	310	403	103	318	133	301
Akukho makhulu. There are zero hundreds.	500	100	80	99	401	75	109
Ayikho imivo. There are zero ones.	301	400	410	320	20	101	202
Kukho umvo omnye. There is one one.	101	11	110	100	1	111	112
Awekho amashumi. There are zero tens.	400	410	301	205	210	10	101
Kukho amakhulu ama-2 nemivo emi-2. There are 2 hundreds and 2 ones.	122	202	422	292	422	252	212

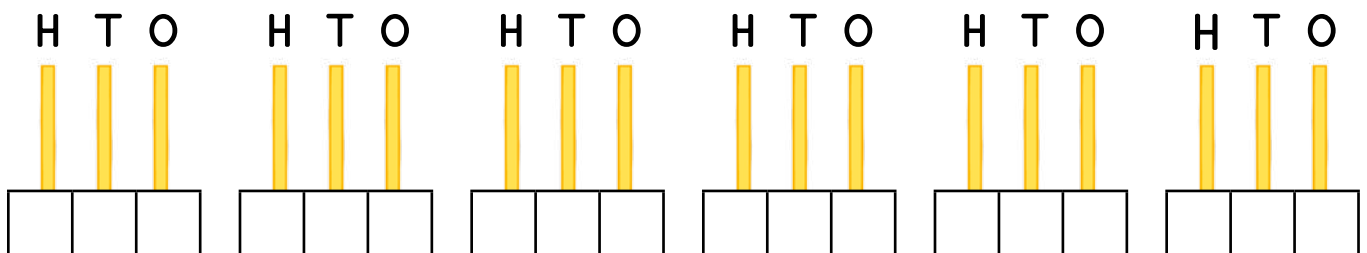


Amanani amivo mi-3 angenziwa ngeeringi ezi-2.
Three 3-digit numbers can be made using 2 rings.



4 Ngawaphi amanani amivo mi-3 anokwenziwa ngeeringi ezi-3? Zoba uze ubhale inani.

Which 3-digit numbers can you make using 3 rings? Draw and write the number.



5 Dibanisa okanye thabatha.

Add or subtract.

$427 + 7 = \underline{\quad}$	$217 + 10 = \underline{\quad}$	$232 - 11 = \underline{\quad}$
$335 - 6 = \underline{\quad}$	$337 - 27 = \underline{\quad}$	$346 + 9 = \underline{\quad}$

IPHEPHA LOKUSEBENZELA
WORKSHEET

IPHEPHA LOKUSEBENZELA
WORKSHEET

Masithethe ngeMaths!

Let's talk Maths!



NgesiXhosa sithi:

ama-100, ama-10 nemivo

ixabiso lendawo

i-10 yimivo eli-10.

i-100 ngama-10 alishumi.

Ama-295 ngama-100 amabini, ama-10
asithoba nemivo emihlanu.

Iziphindwa ze-10 li-10, ama-20,
ama-30 ...

In English we say:

100s, 10s and 1s

place value

10 is ten 1s.

100 is ten 10s.

295 is two 100s, nine 10s and five 1s.

Multiples of 10 are 10, 20, 30 ...

1 Bonisa ngeebloko zesiseko se-10 noonotsheluzu.

Show with base 10-blocks and flard cards.

133	331	313	205
250	400	490	409

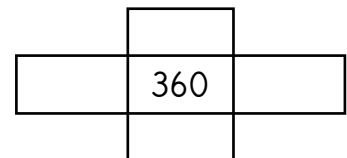
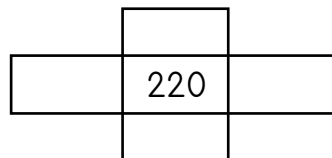
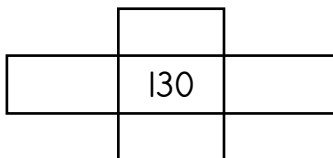
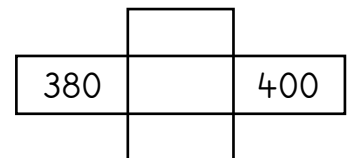
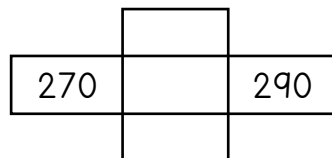
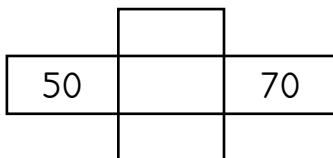
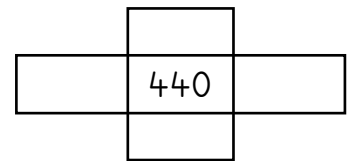
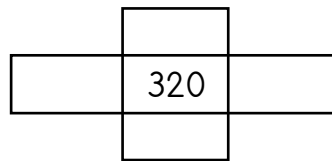
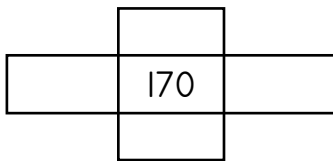
Qwalasela ixabiso lendawo lenani ngalinye kwinani elinikiweyo. Qinisekisa ukuba uthatha inani elichanekileyo lama-100, lama-10 nelemivo. Sebenzani ngababini.

Look carefully at the place value of each digit in the number. Make sure you put out the correct number of 100s, 10s and 1s. Work in pairs!




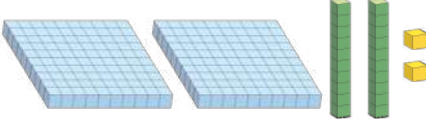
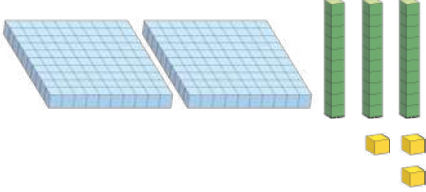
2 Heshthegi ama-10!

Hashtag 10s!



3 Bhala inani.

Write the number.

 <table border="1" style="width: 100%; text-align: center;"> <tr> <td>H</td> <td>T</td> <td>O</td> </tr> <tr> <td style="height: 20px;"></td> <td style="height: 20px;"></td> <td style="height: 20px;"></td> </tr> <tr> <td colspan="3" style="height: 20px;"></td> </tr> </table>	H	T	O							 <table border="1" style="width: 100%; text-align: center;"> <tr> <td>H</td> <td>T</td> <td>O</td> </tr> <tr> <td style="height: 20px;"></td> <td style="height: 20px;"></td> <td style="height: 20px;"></td> </tr> <tr> <td colspan="3" style="height: 20px;"></td> </tr> </table>	H	T	O							 <table border="1" style="width: 100%; text-align: center;"> <tr> <td>H</td> <td>T</td> <td>O</td> </tr> <tr> <td style="height: 20px;"></td> <td style="height: 20px;"></td> <td style="height: 20px;"></td> </tr> <tr> <td colspan="3" style="height: 20px;"></td> </tr> </table>	H	T	O																																							
H	T	O																																																												
H	T	O																																																												
H	T	O																																																												
<table border="1" style="width: 100%; text-align: center;"> <tr> <td style="background-color: #007bff; color: white;">3</td> <td style="background-color: #007bff; color: white;">0</td> <td style="background-color: #007bff; color: white;">0</td> <td style="background-color: #6c757d; color: white;">7</td> <td style="background-color: #6c757d; color: white;">0</td> </tr> <tr> <td>H</td> <td>T</td> <td>O</td> <td></td> <td></td> </tr> <tr> <td style="height: 20px;"></td> <td style="height: 20px;"></td> <td style="height: 20px;"></td> <td style="height: 20px;"></td> <td style="height: 20px;"></td> </tr> <tr> <td colspan="5" style="height: 20px;"></td> </tr> </table>	3	0	0	7	0	H	T	O													<table border="1" style="width: 100%; text-align: center;"> <tr> <td style="background-color: #6c757d; color: white;">5</td> <td style="background-color: #6c757d; color: white;">0</td> <td style="background-color: #ffc107; color: white;">9</td> <td style="background-color: #007bff; color: white;">4</td> <td style="background-color: #007bff; color: white;">0</td> <td style="background-color: #007bff; color: white;">0</td> </tr> <tr> <td>H</td> <td>T</td> <td>O</td> <td></td> <td></td> <td></td> </tr> <tr> <td style="height: 20px;"></td> <td style="height: 20px;"></td> <td style="height: 20px;"></td> <td style="height: 20px;"></td> <td style="height: 20px;"></td> <td style="height: 20px;"></td> </tr> <tr> <td colspan="6" style="height: 20px;"></td> </tr> </table>	5	0	9	4	0	0	H	T	O																<table border="1" style="width: 100%; text-align: center;"> <tr> <td style="background-color: #ffc107; color: white;">8</td> <td style="background-color: #007bff; color: white;">2</td> <td style="background-color: #007bff; color: white;">0</td> <td style="background-color: #007bff; color: white;">0</td> </tr> <tr> <td>H</td> <td>T</td> <td>O</td> <td></td> </tr> <tr> <td style="height: 20px;"></td> <td style="height: 20px;"></td> <td style="height: 20px;"></td> <td style="height: 20px;"></td> </tr> <tr> <td colspan="4" style="height: 20px;"></td> </tr> </table>	8	2	0	0	H	T	O									
3	0	0	7	0																																																										
H	T	O																																																												
5	0	9	4	0	0																																																									
H	T	O																																																												
8	2	0	0																																																											
H	T	O																																																												

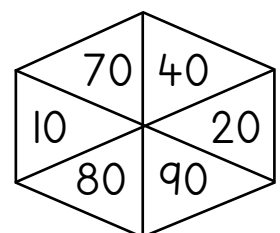
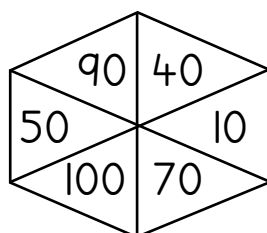
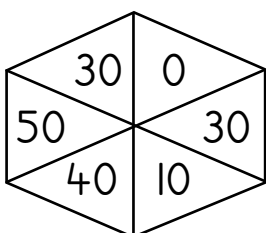
4 Gqibezela iipatheni ze-10.

Complete the patterns of 10.

220, 230, _____, _____, _____, _____, 280, _____
340, 330, 320, _____, _____, _____, 280, 270
380, 390, _____, _____, _____, 430, 440, _____

5 Biyela kwimilo nganye amanani ama-3 athi xa edityanisiwe enze i-100.

Circle 3 numbers that add up to 100 in each shape.



IZIBALO
ZENTLOKO
MENTAL MATHS

NDIBONISE INANI
(OONOTSHELUZA)
SHOW ME A NUMBER (FLARD CARDS)

UMDLALO
GAME


UPHUHLISO
LWENGQIQO
CONCEPT DEVELOPMENT

AMAPHEPHA
OKUSEBENZELA
WORKSHEETS

Umdlalo: Mangaphi ama-10? Mingaphi imivo?

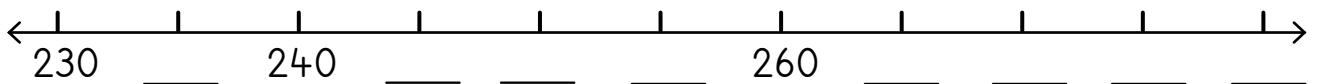
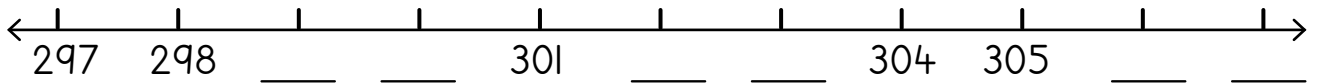
Game: How many 10s? How many 1s?

- Veza inani usebenzise oonotsheluzamanani.
Show the number using your flard cards.
- Mangaphi ama-10?
Mingaphi imivo?
How many 10s? How many 1s?
- Leliphi inani?
What number?
- Khawuzame ngama-100, ama-10 nemivo.
Try it with 100s, 10s and 1s.



1 Gqibezela ukufakela amanani kwimigcamamanani.

Complete the numbering of the number lines.



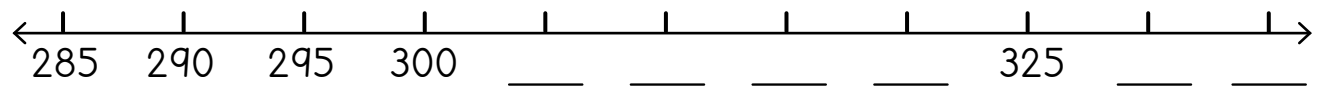
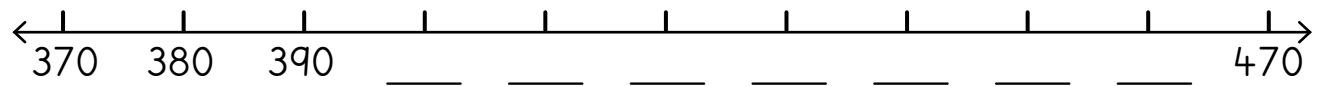
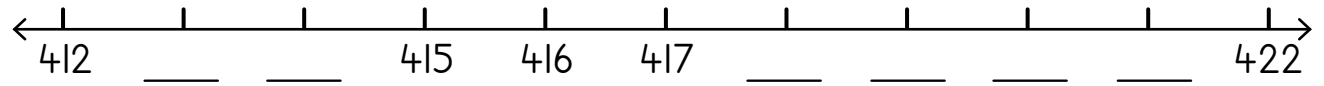
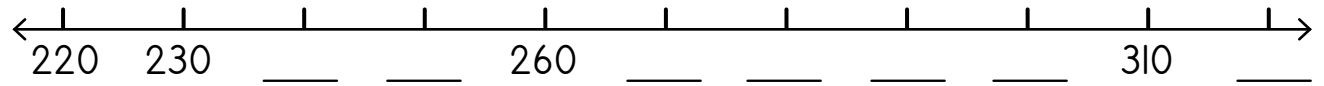
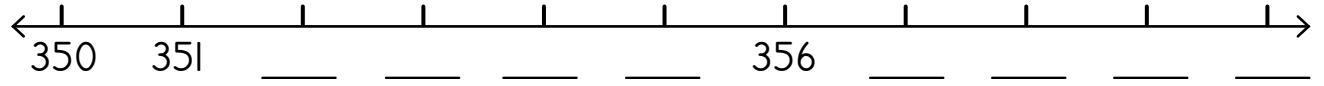
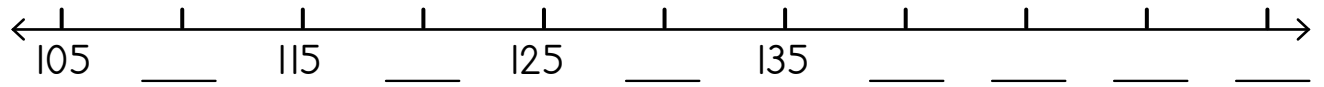
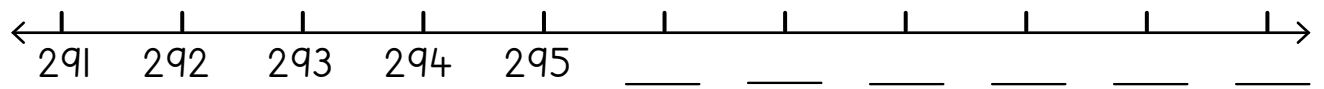
2 Kungca ngamnye biyela ngesangqa elona nani lincinci uze ubiyele ngerekthengile elona nani likhulu.

In each row, draw a circle around the smallest number and a rectangle around the biggest one.

165	38	59	132	209	170	62
83	114	162	58	91	136	108
148	161	94	138	183	115	149
190	172	128	176	118	127	104
82	103	64	152	37	117	135
167	127	119	191	146	163	185




3 Fakela amanani ugqibezele le migcamanani.

Complete the numbering of the number lines.




4 Leliphi inani elikhulu? Libonise kumgcamanani.

Which number is bigger? Show it on the number line.



5 Landelelanisa amanani uqale ngelona lincinci uye kwelona likhulu.

Write these numbers in order from smallest to biggest.

305, 350, 335	305, 335, 350 	480, 88, 189	
209, 219, 129		89, 98, 88	

IZIBALO
ZENTLOKO
MENTAL MATHS

NDIBONISE INANI
(OONOTSHELUZA)
SHOW ME A NUMBER (FLARD CARDS)

UMDLALO
GAME

UPHUHLISO
LWENGQIQO
CONCEPT DEVELOPMENT

AMAPHEPHA
OKUSEBENZELA
WORKSHEETS

1

	100	10	1
379	3	7	9
101			
290			
38			
493			
70			
405			
211			
300			

Bonisa la manani ngeebloko zesiseko se-10. Mangaphi ama-100, ama-10 nemivo?

Show these numbers with base 10 blocks. How many 100s, 10s and 1s?



2 Fakela iimpawu ezichanekileyo.


Fill in the correct signs.

> likhulu kuna- greater than	< lincinci kuna- less than	= ayalingana equal to
---------------------------------	-------------------------------	--------------------------

100 > 90	380 ____ 380	31 ____ 44
101 ____ 110	430 ____ 423	46 ____ 360
398 ____ 398	253 ____ 252	375 ____ 357
411 ____ 390	156 ____ 266	500 ____ 500
257 ____ 157	180 ____ 210	478 ____ 200


3 Bala ngemivo. Leliphi inani eliza phambi okanye emva kwala?

Count in 1s. Which number comes before and after?

239	240	241 		123			449	
	402			417			152	
	296			405			219	
	350			119			452	
	391			477			375	
	396			312			476	
	108			214			479	

4 Bhala amanani uqale ngelona likhulu uye kwelona lincinci.

Write in order from biggest to smallest.

434, 444, 344	444, 434, 344 
77, 78, 87	
333, 404, 440	
289, 298, 288	
180, 280, 99	

Ubhalo olwandisiweyo nama-100
Expanded notation with 100s

IZIBALO
ZENTLOKO
MENTAL MATHS

NDIBONISE INANI
(OONOTSHELUZA)
SHOW ME A NUMBER (FLARD CARDS)

UMDLALO
GAME

UPHUHLISO
LWENGQIQO
CONCEPT DEVELOPMENT

AMAPHEPHA
OKUSEBENZELA
WORKSHEETS

Thetha neqabane lakho ngeli nani. Mangaphi ama-100? Mangaphi ama-10? Mingaphi imivo?

Talk to your partner about this number. How many 100s? How many 10s? How many 1s?



amakhulu hundreds	amashumi tens	imivo ones
4	5	9

4 5 9

$$400 + 50 + 9 = 459$$

1 Bhala izivakalisi manani.

Write the number sentences.

2 6 8 $200 + 60 + 8 = 268$	3 8 6 + + =	1 5 3 + + =
4 7 1 + + =	2 9 5 + + =	3 6 9 + + =

2

	Mangaphi ama-100? How many 100s?	Mangaphi ama-10? How many 10s?	Mingaphi imivo? How many 1s?
358	3	5	8
205			
394			
174			
437			
291			
460			
186			

3 Biyela ngesangqa elona nani likhulu.

Circle the biggest number.

3 0 9	4 0 0	2 9 9
1 8	8 1	8 8
5 3	3 1	3 5

4 Biyela ngesangqa elona nani lincinci.

Circle the smallest number.

3 0 1	2 1 0	2 0 1
4 3 3	3 3 4	3 3 9
1 7 2	1 7 7	1 2 7

5 Mangaphi ama-10? Mingaphi imivo? Bhala isivakalisi manani negama lenani.

How many 10s? How many 1s? Write the number sentence and the number name.

Thelekisa amanani usebenzise iibloko zesiseko se-10 ukuba ukwenza njalo kuyakunceda ubone umahluko.

Use your base 10 blocks to compare numbers if it helps you see the difference.



$127 = \underline{100} + \underline{20} + \underline{7}$	ikhulu elinamashumi amabini anesixhenxe one hundred and twenty seven
$203 = \underline{\quad} + \underline{\quad} + \underline{\quad}$	
$352 = \underline{\quad} + \underline{\quad} + \underline{\quad}$	
$450 = \underline{\quad} + \underline{\quad} + \underline{\quad}$	
$146 = \underline{\quad} + \underline{\quad} + \underline{\quad}$	
$299 = \underline{\quad} + \underline{\quad} + \underline{\quad}$	

IZIBALO
ZENTLOKO
MENTAL MATHS

NDIBONISE INANI
(OONOTSHELUZA)
SHOW ME A NUMBER (FLARD CARDS)

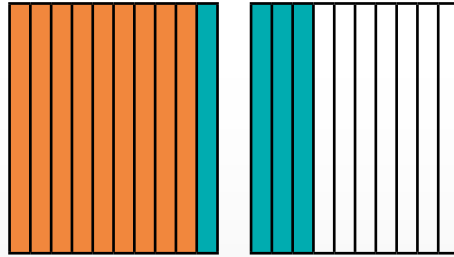
UMDLALO
GAME

UPHUHLISO
LWENGQIQO
CONCEPT DEVELOPMENT

AMAPHEPHA
OKUSEBENZELA
WORKSHEETS

Qaphela ukuba sisebenza njani ngama-10. Singawelela ngaphaya kwe-100 sisebenzisa ama-10. Singabhala izivakalisi manani ezi-4!

Look at how we work with 10s. We can bridge 100 using 10s. We can write 4 number sentences!

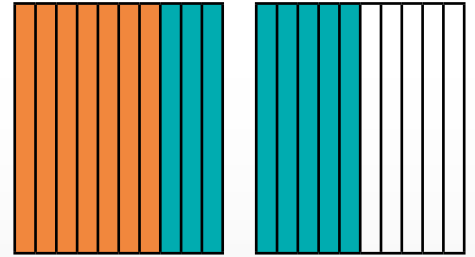


$$90 + 40 = 130$$

$$130 - 40 = 90$$

$$40 + 90 = 130$$

$$130 - 90 = 40$$



$$70 + 80 = 150$$

$$150 - 80 = 70$$

$$80 + 70 = 150$$

$$150 - 70 = 80$$

1 Bonisa ngeebloko zesiseko se-10. Bhala izivakalisi manani.

Show with base 10 blocks. Write the number sentences.

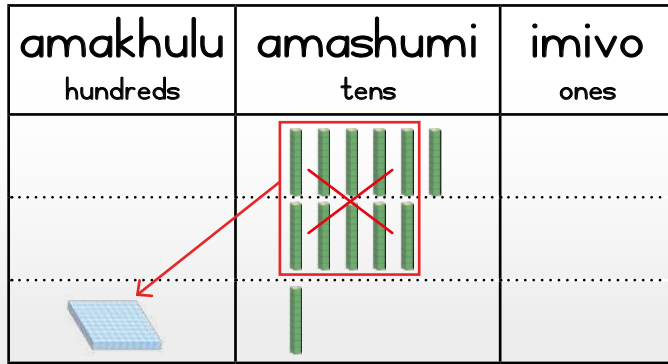
$80 + 50 = \underline{\quad}$ $\underline{\quad} - \underline{\quad} = \underline{\quad}$ $\underline{\quad} + \underline{\quad} = \underline{\quad}$ $\underline{\quad} - \underline{\quad} = \underline{\quad}$	$60 + 70 = \underline{\quad}$ $\underline{\quad} - \underline{\quad} = \underline{\quad}$ $\underline{\quad} + \underline{\quad} = \underline{\quad}$ $\underline{\quad} - \underline{\quad} = \underline{\quad}$
--	--

2 Dibanisa okanye thabatha.

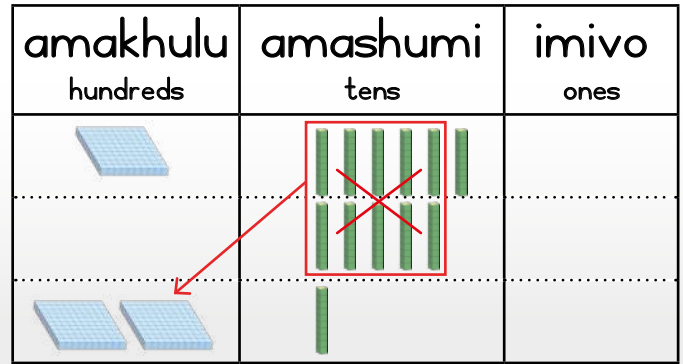
Add or subtract.

$90 + 20 = \underline{110}$	$110 - 20 = \underline{\quad}$	$70 + 70 = \underline{\quad}$
$90 + 50 = \underline{\quad}$	$110 - 50 = \underline{\quad}$	$60 + 90 = \underline{\quad}$
$80 + 60 = \underline{\quad}$	$120 - 60 = \underline{\quad}$	$40 + 80 = \underline{\quad}$
$80 + 70 = \underline{\quad}$	$120 - 80 = \underline{\quad}$	$140 - 50 = \underline{\quad}$
$60 + 60 = \underline{\quad}$	$130 - 60 = \underline{\quad}$	$150 - 60 = \underline{\quad}$
$60 + 50 = \underline{\quad}$	$130 - 70 = \underline{\quad}$	$160 - 90 = \underline{\quad}$

$60 + 50 = 110$



$160 + 50 = 210$



3 Dibanisa.

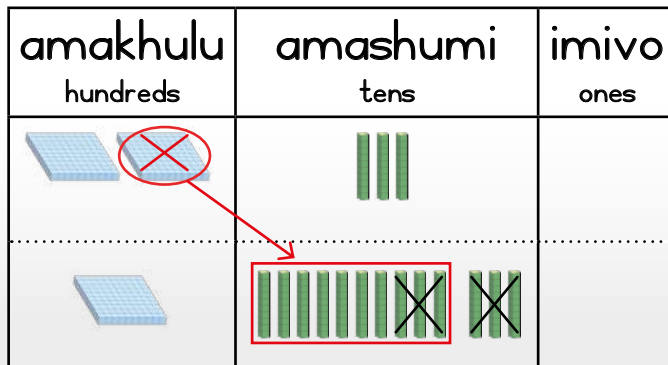
Add.

Iipatheni zamanani ziluncedo.
Uyayibona ipatheni?
Number patterns are useful.
Do you see the pattern?

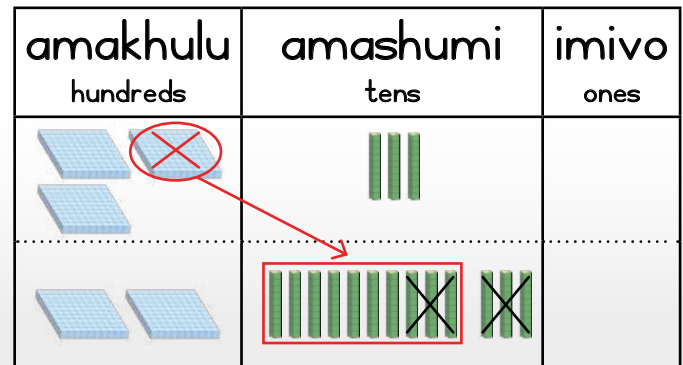


$60 + 70 = 130$	$160 + 70 = 230$	$260 + 70 = 330$
$70 + 80 = \underline{\quad}$	$170 + 80 = \underline{\quad}$	$270 + 80 = \underline{\quad}$
$180 + 90 = \underline{\quad}$	$280 + 90 = \underline{\quad}$	$380 + 90 = \underline{\quad}$

$230 - 60 = 170$



$330 - 60 = 270$



4 Thabatha.

Subtract.

$110 - 30 = 80$	$210 - 30 = 180$	$310 - 30 = 280$
$170 - 80 = \underline{\quad}$	$270 - 80 = \underline{\quad}$	$370 - 80 = \underline{\quad}$
$250 - 60 = \underline{\quad}$	$350 - 60 = \underline{\quad}$	$450 - 60 = \underline{\quad}$

Masithethe ngeMaths!

Let's talk Maths!

NgesiXhosa sithi:

iziphindwa ze-10

thelekisa

cwangcisa

liza phambi okanye liza emva

likhulu kuna- okanye lincinci kuna-

elona likhulu ukuya kwelona lincinci

elona lincinci ukuya kwelona likhulu

In English we say:

multiples of 10

compare

order

comes before and comes after

greater than or smaller than

biggest to smallest

smallest to biggest



1 Bhala izivakalisi manani.

Write the number sentences.

$\begin{array}{r} 197 \\ + \quad + \quad = \\ \hline \end{array}$	$\begin{array}{r} 258 \\ + \quad + \quad = \\ \hline \end{array}$	$\begin{array}{r} 325 \\ + \quad + \quad = \\ \hline \end{array}$
$\begin{array}{r} 423 \\ + \quad + \quad = \\ \hline \end{array}$	$\begin{array}{r} 345 \\ + \quad + \quad = \\ \hline \end{array}$	$\begin{array}{r} 417 \\ + \quad + \quad = \\ \hline \end{array}$
$\begin{array}{r} 207 \\ + \quad = \\ \hline \end{array}$	$\begin{array}{r} 190 \\ + \quad = \\ \hline \end{array}$	$\begin{array}{r} 405 \\ + \quad = \\ \hline \end{array}$

2 Bhala la manani uqale ngelona lincinci uye kwelona likhulu.

Write in order from smallest to biggest.

59, 50, 90		111, 110, 101	
266, 246, 426		340, 430, 304	
409, 194, 149		500, 409, 499	

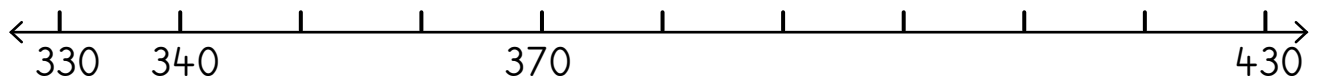
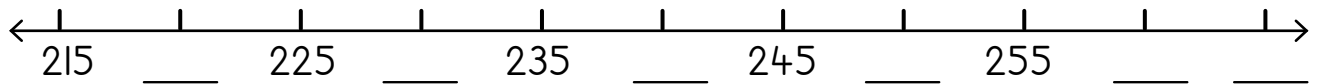
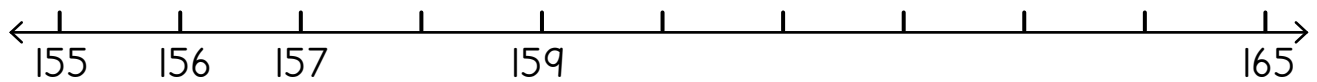
- 3 Bonisa amanani ngeebloko zesiseko se-10. Mangaphi ama-100, ama-10 nemivo?

Show the numbers with base 10 blocks. How many 100s, 10s and 1s?

	100	10	1
195			
270			
403			
20			
322			

- 4 Fakela amanani kwimigcamanani.

Complete the numbering of the number lines.



- 5 Dibanisa okanye thabatha.

Add or subtract.

$450 + 40 = \underline{\quad}$	$300 - 30 = \underline{\quad}$	$240 + 60 = \underline{\quad}$
$360 + 40 = \underline{\quad}$	$400 - 60 = \underline{\quad}$	$110 + 80 = \underline{\quad}$
$490 + 10 = \underline{\quad}$	$400 - 40 = \underline{\quad}$	$300 - 90 = \underline{\quad}$

IZIBALO
ZENTLOKO
MENTAL MATHS

NDIBONISE INANI
(IIBLOKO)
SHOW ME A NUMBER (BLOCKS)

UMDLALO
GAME

UPHULISO
LWENGQIQO
CONCEPT DEVELOPMENT

AMAPHEPHA
OKUSEBENZELA
WORKSHEETS

Umdlalo: Leliphi inani?
Game: What number?

- Sebenzani ngababini. Yakhani inani ngeebloko zenu.


Work in pairs. Build the number using your blocks.

- Leliphi inani?

What number?


- Mangaphi ama-100s? Mangaphi ama-10? Mingaphi imivo?

How many 100s? How many 10s? How many 1s?



Bala ngentloko rhoqo ukuba unakho. Ungazisebenzisa iibloko xa ufuna. Ukhumbule ukuba imivo elishumi yenza i-10 elinye.

Always work in your head if you can. Use blocks if you need to. Remember ten 1s makes one 10.



I Dibanisa ngokuhlela oo-1.

Add by grouping the 1s.

<p>$34 + 6 = 40$</p>	<p>$44 + 6 = \underline{\quad}$</p>	<p>$29 + 1 = \underline{\quad}$</p>
<p>$37 + 3 = \underline{\quad}$</p>	<p>$36 + 4 = \underline{\quad}$</p>	<p>$39 + 1 = \underline{\quad}$</p>
<p>$47 + 3 = \underline{\quad}$</p>	<p>$26 + 4 = \underline{\quad}$</p>	<p>$42 + 8 = \underline{\quad}$</p>

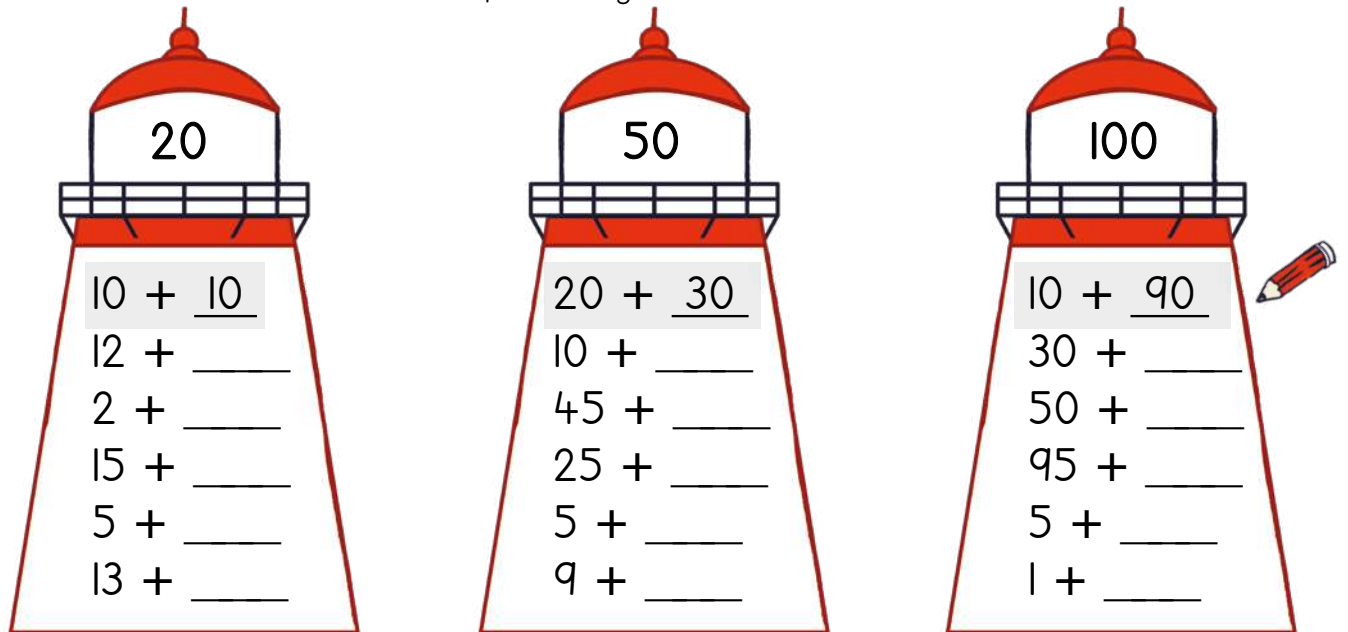
2 Dibanisa.

Add.

$37 + 3 = 40$	$46 + 4 = \underline{\quad}$	$41 + 9 = \underline{\quad}$
$71 + 9 = \underline{\quad}$	$21 + 9 = \underline{\quad}$	$37 + 3 = \underline{\quad}$
$82 + 8 = \underline{\quad}$	$74 + 6 = \underline{\quad}$	$28 + 2 = \underline{\quad}$
$55 + 5 = \underline{\quad}$	$38 + 2 = \underline{\quad}$	$65 + 5 = \underline{\quad}$
$63 + 7 = \underline{\quad}$	$57 + 3 = \underline{\quad}$	$84 + 6 = \underline{\quad}$

3 Dibanisa ukuze wenze inani eliphezu kwendlu ekhanyisayo.

Add to make the number at the top of the lighthouse.



Umdlalo: IMaths ekhawulezayo ngamakhadi - dibanisa

Game: Fast maths with cards - add

- Yenza isicuku ngamakhadi amanani 0–10.
Place number cards 0 to 10 in a pile.
- Guqula ikhadi elinye.
Flip one card.
- Kufuneka ezingaphi ukuze wenze ama-20?
How much to make 20?
- Bala ngokukhawuleza! Yenza ama-30, ama-40, ama-50, ama-60, ama-90 okanye i-100.
Work fast! Make 30, 40, 50, 60, 90 or 100.



IZIBALO
ZENTLOKO
MENTAL MATHS

NDIBONISE INANI
(IIBLOKO)
SHOW ME A NUMBER (BLOCKS)

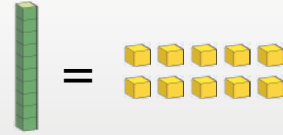
UMDLALO
GAME

UPHULISO
LWENGQIQO
CONCEPT DEVELOPMENT

AMAPHEPHA
OKUSEBENZELA
WORKSHEETS

Bala ngentloko ukuba uyakwazi.
Ungazisebenzisa iibloko xa ufuna.
Ukhumbule ukuba imivo elishumi
yenza i-10 elinye.

Always work in your head if you
can. Use blocks if you need to.
Remember ten is make one 10.



1 Dibanisa ngokuhlela oo-1.

Add by grouping the 1s.

 $36 + 5 = \underline{41}$	 $29 + 4 = \underline{\quad}$	 $37 + 6 = \underline{\quad}$
 $38 + 4 = \underline{\quad}$	 $39 + 5 = \underline{\quad}$	 $47 + 6 = \underline{\quad}$
 $28 + 4 = \underline{\quad}$	 $45 + 9 = \underline{\quad}$	 $38 + 4 = \underline{\quad}$

2 Dibanisa.

Add.

$9 + 3 = \underline{12}$	$6 + 6 = \underline{\quad}$	$25 + 5 = \underline{\quad}$	$27 + 6 = \underline{\quad}$
$8 + 5 = \underline{\quad}$	$7 + 7 = \underline{\quad}$	$26 + 6 = \underline{\quad}$	$28 + 7 = \underline{\quad}$
$7 + 8 = \underline{\quad}$	$8 + 8 = \underline{\quad}$	$27 + 7 = \underline{\quad}$	$29 + 8 = \underline{\quad}$
$9 + 6 = \underline{\quad}$	$9 + 9 = \underline{\quad}$	$28 + 8 = \underline{\quad}$	$29 + 9 = \underline{\quad}$

3 Dibanisa. Bhala izivakalisi manani.

Add. Write the number sentences.

 $23 + 30 = 53$	 _____	 _____
 _____	 _____	 _____

4 Dibanisa.

Add.

$9 + 20 = 29$	$9 + 40 = \underline{\quad}$	$9 + 50 = \underline{\quad}$	$9 + 60 = \underline{\quad}$
$17 + 20 = \underline{\quad}$	$17 + 30 = \underline{\quad}$	$17 + 40 = \underline{\quad}$	$17 + 60 = \underline{\quad}$
$24 + 20 = \underline{\quad}$	$24 + 30 = \underline{\quad}$	$24 + 40 = \underline{\quad}$	$24 + 50 = \underline{\quad}$
$38 + 10 = \underline{\quad}$	$38 + 20 = \underline{\quad}$	$38 + 30 = \underline{\quad}$	$38 + 40 = \underline{\quad}$

5 Sombulula. Bhala unobumba ezantsi kwesiphumo.

Solve. Write the letter below the answer.

$29 + 3 = \underline{\quad}$ [A]	$22 - 6 = \underline{\quad}$ [N]	$18 + 5 = \underline{\quad}$ [I]
$24 - 5 = \underline{\quad}$ [J]	$19 + 2 = \underline{\quad}$ [A]	$21 - 7 = \underline{\quad}$ [L]
$17 + 7 = \underline{\quad}$ [T]	$23 - 8 = \underline{\quad}$ [E]	$26 + 8 = \underline{\quad}$ [B]
$31 - 3 = \underline{\quad}$ [I]	$25 + 8 = \underline{\quad}$ [M]	$32 - 6 = \underline{\quad}$ [Y]
$29 + 2 = \underline{\quad}$ [H]	$35 - 8 = \underline{\quad}$ [A]	$38 + 2 = \underline{\quad}$ [O]
$33 - 4 = \underline{\quad}$ [T]		

14	15	16	19	21	23	24	26	27	28	29	31	32	33	34	40
<input type="checkbox"/>	<input type="checkbox"/>	<input type="checkbox"/>	<input type="checkbox"/>	<input type="checkbox"/>	<input type="checkbox"/>	<input type="checkbox"/>	<input type="checkbox"/>	<input type="checkbox"/>	<input type="checkbox"/>	<input type="checkbox"/>	<input type="checkbox"/>	<input type="checkbox"/>	<input type="checkbox"/>	<input type="checkbox"/>	<input type="checkbox"/>

Ukudibanisa okudlula kwi-100 usebenzisa umgcamanani
Addition over 100 using a number line

IZIBALO
ZENTLOKO
MENTAL MATHS

NDIBONISE INANI
(IIBLOKO)
SHOW ME A NUMBER (BLOCKS)

UMDLALO
GAME

UPHULISO
LWENGQIQO
CONCEPT DEVELOPMENT

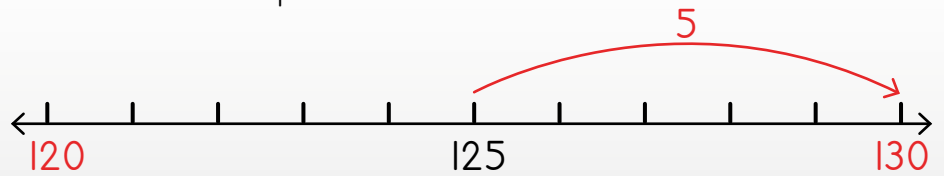
AMAPHEPHA
OKUSEBENZELA
WORKSHEETS

Jonga indlela esiya ngayo
kwishumi elilandelayo.
Look how we can move
to the next 10.



I-10 lizele.

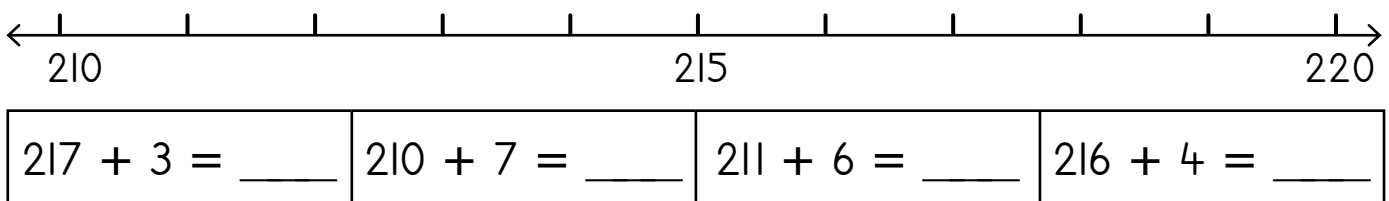
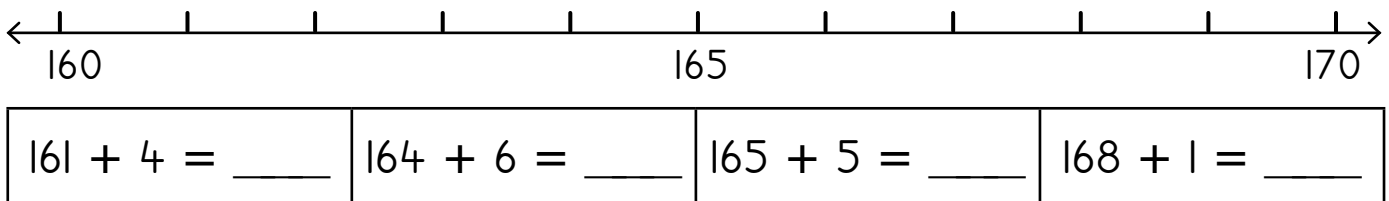
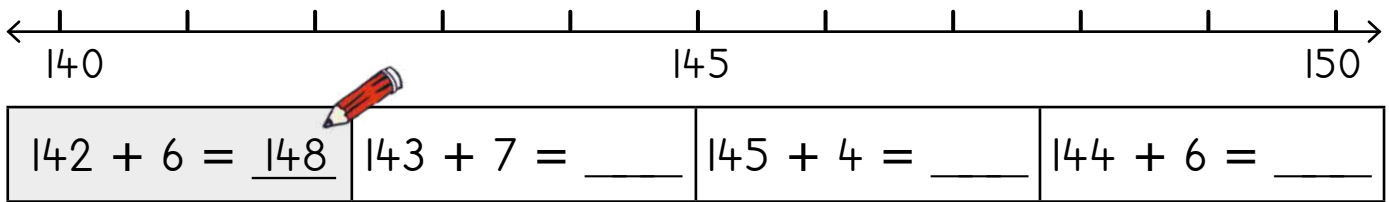
A 10 is filled up.



Thelekisa: $125 + 5 = 130$
Compare: $25 + 5 = 30$

1 Dibanisa. Sebenzisa umgcamanani.

Add. Use the number line.



2 Dibanisa.

Add.

$35 + 5 = 40$	$62 + 8 = \underline{\quad}$	$31 + 9 = \underline{\quad}$	$77 + \underline{\quad} = 80$
$135 + 5 = 140$	$162 + 8 = \underline{\quad}$	$131 + 9 = \underline{\quad}$	$177 + \underline{\quad} = 180$
$235 + 5 = 240$	$262 + 8 = \underline{\quad}$	$231 + 9 = \underline{\quad}$	$277 + \underline{\quad} = 280$

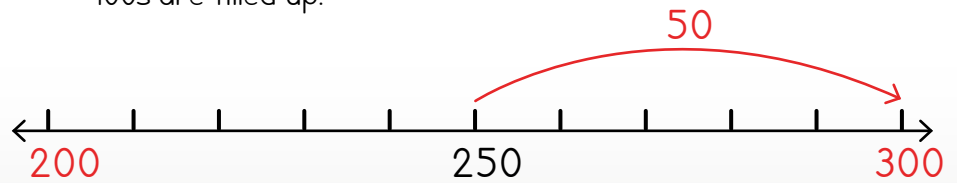
Jonga indlela esiya ngayo kwikhulu elilandelayo.

Look how we can move to the next hundred.



Amakhulu azele.

100s are filled up.

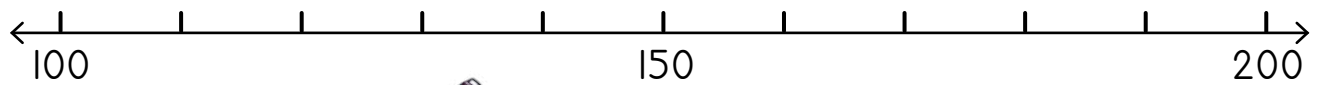


Thelekisa: $250 + 50 = 300$

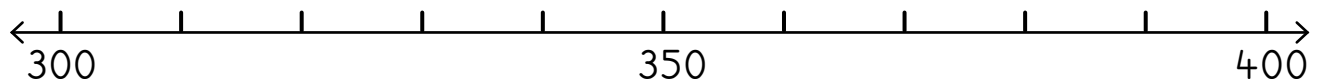
Compare: $50 + 50 = 100$

3 Dibanisa. Sebenzisa umgcamanani.

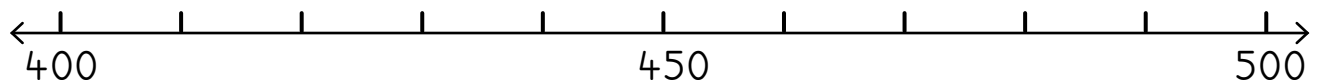
Add. Use the number line.



$170 + 30 = \underline{200}$	$150 + 50 = \underline{\quad}$	$110 + 90 = \underline{\quad}$
$140 + 60 = \underline{\quad}$	$150 + 50 = \underline{\quad}$	$160 + 40 = \underline{\quad}$



$340 + 30 = \underline{\quad}$	$330 + 40 = \underline{\quad}$	$350 + 40 = \underline{\quad}$
$390 + 10 = \underline{\quad}$	$360 + 20 = \underline{\quad}$	$350 + 50 = \underline{\quad}$



$450 + 50 = \underline{\quad}$	$410 + 40 = \underline{\quad}$	$440 + 50 = \underline{\quad}$
$450 + 30 = \underline{\quad}$	$470 + 30 = \underline{\quad}$	$430 + 70 = \underline{\quad}$

4 Dibanisa.

Add.

$80 + 20 = \underline{100}$	$20 + 60 = \underline{\quad}$	$60 + 40 = \underline{\quad}$
$70 + \underline{\quad} = 100$	$140 + 50 = \underline{\quad}$	$260 + 40 = \underline{\quad}$

Ukudibanisa ngendlela yeekholam
Addition using the column method

IZIBALO
ZENTLOKO
MENTAL MATHS

NDIBONISE INANI
(IIBLOKO)
SHOW ME A NUMBER (BLOCKS)

UMDLALO
GAME

UPHULISO
LWENGQIQO
CONCEPT DEVELOPMENT

AMAPHEPHA
OKUSEBENZELA
WORKSHEETS

$26 + 33 = 59$

			amashumi tens	imivo ones
Ama-26 ayafana nama-20 nesi-6. 26 is the same as 20 and 6.			2	6
Ukudibanisa ama-33 kuyafana nokudibanisa ama-30 nesi-3. Adding 33 is the same as adding 30 and 3.			+ 3	3
Masidibanise ama-10 noo-l. Let's add 10s and 1s.			5	9

Amashumi ama-2 namashumi
ama-3 enza amashumi ama-5.
Imivo emi-6 nemivo emi-3
yenza imivo esi-9.
Ndinama-59 zizonke.

2 tens and 3 tens makes 5 tens.
6 ones and 3 ones makes 9 ones.
I have 59 altogether.



I Dibanisa usebenzise iibloko.

Add using blocks.

$47 + 32 = 79$	$51 + 22 = \underline{\quad}$	$25 + 46 = \underline{\quad}$
$31 + 61 = \underline{\quad}$	$83 + 22 = \underline{\quad}$	$54 + 13 = \underline{\quad}$

2 Dibanisa.

Add.

		5	6

		+ 1	2

		6	8

		3	5

		+ 2	3

3 Dibanisa. Sebenzisa iibloko zakho.

Add. Use your blocks.

$26 + 13 = \underline{\quad}$

amashumi tens	imivo ones
2	6

+	1
	3

3	9

$25 + 51 = \underline{\quad}$

amashumi tens	imivo ones

+	

$22 + 32 = \underline{\quad}$

amashumi tens	imivo ones

+	

$36 + 11 = \underline{\quad}$

amashumi tens	imivo ones

+	

$33 + 52 = \underline{\quad}$

amashumi tens	imivo ones

+	

$34 + 45 = \underline{\quad}$

amashumi tens	imivo ones

+	

$42 + 34 = \underline{\quad}$

amashumi tens	imivo ones

+	

$55 + 24 = \underline{\quad}$

amashumi tens	imivo ones

+	

$61 + 38 = \underline{\quad}$

amashumi tens	imivo ones

+	

Masithethe ngeMaths!

Let's talk Maths!



NgesiXhosa sithi:

yenza i-10

Imivo elishumi iyafana ne-10 elinye.

isivakalisi manani

dibanisa

Dibanisa iziphindwa ze-10.

Ama-10 alishumi ayafana ne-100 elinye.

Zalisa ama-100.

In English we say:

make a 10

Ten ones is the same as one 10.

number sentence

add

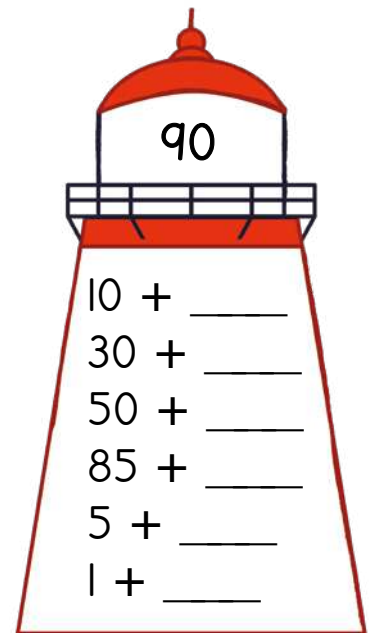
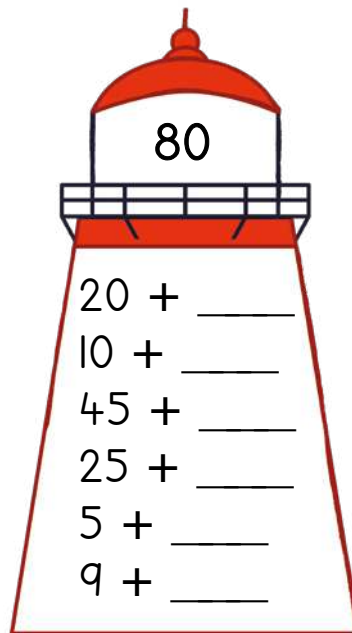
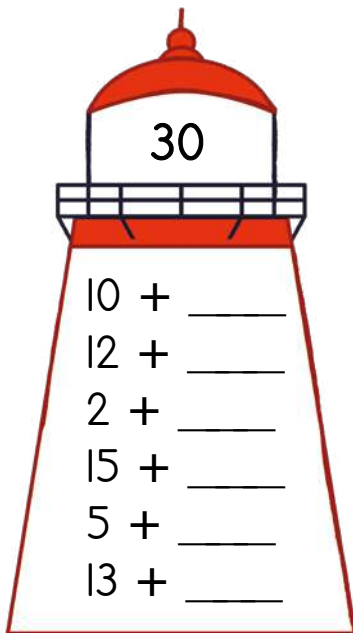
Add multiples of 10.

Ten 10s is the same as one 100.

Fill the 100s.

1 Dibanisa ukuze wenze inani eliphezu kwendlu ekhanyisayo.

Add to make the number at the top of the lighthouse.



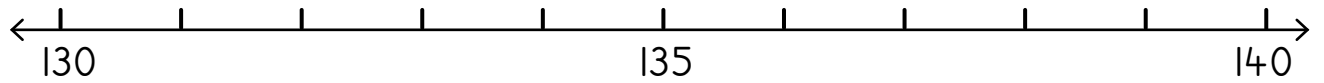
2 Dibanisa.

Add.

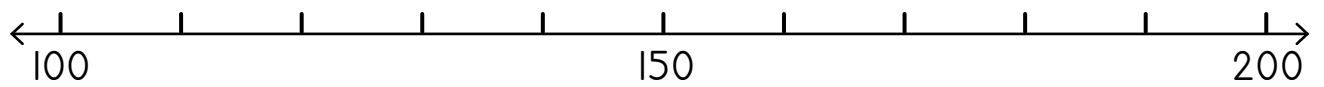
$235 + 5 = \underline{\quad}$	$142 + 7 = \underline{\quad}$	$333 + \underline{\quad} = 340$
$178 + \underline{\quad} = 180$	$330 + 50 = \underline{\quad}$	$260 + 40 = \underline{\quad}$

3 Dibanisa ngomgcamanani.

Add using the number line.



$130 + 10 = \underline{\quad}$	$134 + 5 = \underline{\quad}$	$134 + 6 = \underline{\quad}$
$130 + 7 = \underline{\quad}$	$132 + 8 = \underline{\quad}$	$136 + 4 = \underline{\quad}$



$120 + 30 = \underline{\quad}$	$150 + 10 = \underline{\quad}$	$160 + 40 = \underline{\quad}$
$180 + 20 = \underline{\quad}$	$160 + 30 = \underline{\quad}$	$130 + 70 = \underline{\quad}$

4 Dibanisa.

Add.

$14 + 52 = \underline{\quad}$

amashumi tens	imivo ones

+	

$65 + 24 = \underline{\quad}$

amashumi tens	imivo ones

+	

$33 + 56 = \underline{\quad}$

amashumi tens	imivo ones

+	

$34 + 31 = \underline{\quad}$

amashumi tens	imivo ones

+	

$67 + 22 = \underline{\quad}$

amashumi tens	imivo ones

+	

$81 + 12 = \underline{\quad}$

amashumi tens	imivo ones

+	

IZIBALO
ZENTLOKO
MENTAL MATHS

LINGAPHEZULU
KUNA-
MORE THAN


UMDLALO
GAME

UPHUHLISO
LWENGOQO
CONCEPT DEVELOPMENT

AMAPHEPHA
OKUSEBENZELA
WORKSHEETS

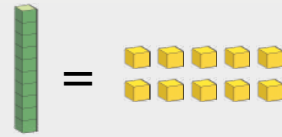
Umdlalo: IMaths ekhawulezayo ngamakhadi - thabatha
Game: Fast maths with cards - subtract

- Yenza isicuku ngamakhadi amanani 0-10.
Place number cards 0 to 10 in a pile.
- Guqula ikhadi elinye.
Flip one card.
- Thabatha kuma-50.
Subtract from 50.
- Khawuthabathe ke ngoku kuma-60, 70, 80, 90 nakwi-100.
Next subtract from 60, 70, 80, 90 and 100.



Bala ngentloko ngalo lonke ixesha ukuba uyakwazi. Sebenzisa iibloko xa kukho imfuneko. Tshintshisa i-10 elinye ngemivo elishumi.

Always work in your head if you can. Use blocks if you need to. Exchange one 10 for ten 1s.



I Thabatha ngokutshintshisela ngeshumi elinye.
Subtract by exchanging one ten.

<p>$40 - 6 = 34$</p>	<p>$30 - 5 = \underline{\quad}$</p>	<p>$20 - 1 = \underline{\quad}$</p>
<p>$50 - 2 = \underline{\quad}$</p>	<p>$20 - 7 = \underline{\quad}$</p>	<p>$60 - 4 = \underline{\quad}$</p>
<p>$30 - 4 = \underline{\quad}$</p>	<p>$20 - 4 = \underline{\quad}$</p>	<p>$40 - 8 = \underline{\quad}$</p>

2 Thabatha.

Subtract.

$10 - 2 = \underline{8}$	$10 - 3 = \underline{\quad}$	$10 - 6 = \underline{\quad}$
$20 - 2 = \underline{\quad}$	$20 - 3 = \underline{\quad}$	$20 - 6 = \underline{\quad}$
$30 - 4 = \underline{\quad}$	$30 - 7 = \underline{\quad}$	$30 - 1 = \underline{\quad}$
$40 - 4 = \underline{\quad}$	$40 - 7 = \underline{\quad}$	$40 - 1 = \underline{\quad}$
$50 - 5 = \underline{\quad}$	$50 - 4 = \underline{\quad}$	$50 - 8 = \underline{\quad}$
$60 - 5 = \underline{\quad}$	$60 - 4 = \underline{\quad}$	$60 - 8 = \underline{\quad}$

3 Thabatha ukuze wenze inani eliphezu kwendlu ekhanyisayo.

Subtract to make the number at the top of the lighthouse.

4

$20 - \underline{16}$

$30 - \underline{\quad}$

$50 - \underline{\quad}$

$60 - \underline{\quad}$

$40 - \underline{\quad}$

$80 - \underline{\quad}$

7

$20 - \underline{13}$

$30 - \underline{\quad}$

$50 - \underline{\quad}$

$60 - \underline{\quad}$

$40 - \underline{\quad}$

$80 - \underline{\quad}$

9

$20 - \underline{11}$

$30 - \underline{\quad}$

$50 - \underline{\quad}$

$60 - \underline{\quad}$


$40 - \underline{\quad}$

$80 - \underline{\quad}$

Umdlalo: Leliphi inani?

Game: What number?

- Sebenzani ngababini. Yakhani inani ngeebloko zenu.
Work in pairs. Build the number using your blocks.
- Leliphi inani?
What number?
- Mangaphi ama-100? Mangaphi ama-10? Mingaphi imivo?
How many 100s? How many 10s? How many 1s?



Ukuthabatha ngentloko okunokuboleka
Mental subtraction with borrowing

IZIBALO ZENTLOKO
MENTAL MATHS

LINGAPHEZULU KUNA-
MORE THAN

UMDLALO
GAME

UPHUHLISO LWENQIQO
CONCEPT DEVELOPMENT

AMAPHEPHA OKUSEBENZELA
WORKSHEETS

1 Thabatha ngokutshintshisela ngeshumi elinye.

Subtract by exchanging one ten.

<p>$41 - 5 = 36$</p>	<p>$32 - 5 = \underline{\quad}$</p>	<p>$24 - 7 = \underline{\quad}$</p>
<p>$56 - 8 = \underline{\quad}$</p>	<p>$45 - 6 = \underline{\quad}$</p>	<p>$37 - 8 = \underline{\quad}$</p>
<p>$44 - 9 = \underline{\quad}$</p>	<p>$54 - 6 = \underline{\quad}$</p>	<p>$33 - 5 = \underline{\quad}$</p>

Qala ngokuthabatha imivo wandule ukuthabatha ama-10.

First subtract the 1s and then subtract the 10s.



$35 - 23 = 12$

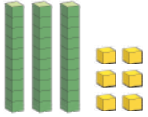
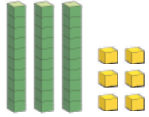
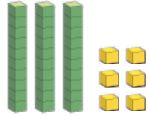
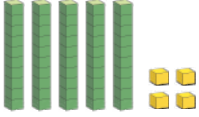


2 Thabatha.

Subtract.

$12 - 4 = 8$	$11 - 7 = \underline{\quad}$	$30 - 5 = \underline{\quad}$	$42 - 4 = \underline{\quad}$
$11 - 5 = \underline{\quad}$	$12 - 8 = \underline{\quad}$	$32 - 6 = \underline{\quad}$	$43 - 5 = \underline{\quad}$
$13 - 6 = \underline{\quad}$	$13 - 7 = \underline{\quad}$	$34 - 7 = \underline{\quad}$	$44 - 7 = \underline{\quad}$
$15 - 8 = \underline{\quad}$	$14 - 8 = \underline{\quad}$	$36 - 8 = \underline{\quad}$	$52 - 5 = \underline{\quad}$

3 Thabatha

Subtract.

 $36 - 20 = \underline{\quad}$	 $36 - 24 = \underline{\quad}$	 $36 - 26 = \underline{\quad}$
 $54 - 30 = \underline{\quad}$	 $54 - 32 = \underline{\quad}$	 $54 - 52 = \underline{\quad}$

4

$39 - 20 = \underline{19}$	$49 - 40 = \underline{\quad}$	$69 - 50 = \underline{\quad}$	$69 - 60 = \underline{\quad}$
$47 - 20 = \underline{\quad}$	$57 - 30 = \underline{\quad}$	$67 - 40 = \underline{\quad}$	$77 - 60 = \underline{\quad}$
$54 - 20 = \underline{\quad}$	$54 - 40 = \underline{\quad}$	$74 - 40 = \underline{\quad}$	$74 - 50 = \underline{\quad}$

5 Thabatha. Fakela umbala kwimpendulo ekwigridi.

Subtract. Colour the answer on the grid.

- | | |
|-------------------------------|-------------------------------|
| $25 - 20 = \underline{5}$ | $59 - 31 = \underline{\quad}$ |
| $36 - 30 = \underline{\quad}$ | $46 - 14 = \underline{\quad}$ |
| $26 - 12 = \underline{\quad}$ | $59 - 20 = \underline{\quad}$ |
| $39 - 22 = \underline{\quad}$ | $64 - 23 = \underline{\quad}$ |
| $44 - 21 = \underline{\quad}$ | $92 - 42 = \underline{\quad}$ |
| $83 - 32 = \underline{\quad}$ | $89 - 11 = \underline{\quad}$ |
| $94 - 34 = \underline{\quad}$ | $98 - 14 = \underline{\quad}$ |
| $75 - 13 = \underline{\quad}$ | $99 - 12 = \underline{\quad}$ |
| $99 - 30 = \underline{\quad}$ | $100 - 5 = \underline{\quad}$ |
| $95 - 22 = \underline{\quad}$ | $104 - 8 = \underline{\quad}$ |

1	2	3	4	5	6	7	8	9	10
11	12	13	14	15	16	17	18	19	20
21	22	23	24	25	26	27	28	29	30
31	32	33	34	35	36	37	38	39	40
41	42	43	44	45	46	47	48	49	50
51	52	53	54	55	56	57	58	59	60
61	62	63	64	65	66	67	68	69	70
71	72	73	74	75	76	77	78	79	80
81	82	83	84	85	86	87	88	89	90
91	92	93	94	95	96	97	98	99	100

Ukuthabatha okudlula i-100 usebenzisa umgcamanani
Subtraction over 100 using a number line

IZIBALO
ZENTLOKO
MENTAL MATHS

LINGAPHEZULU
KUNA-
MORE THAN

UMDLALO
GAME

UPHULISO
LWENGQIQO
CONCEPT DEVELOPMENT

AMAPHEPHA
OKUSEBENZELA
WORKSHEETS

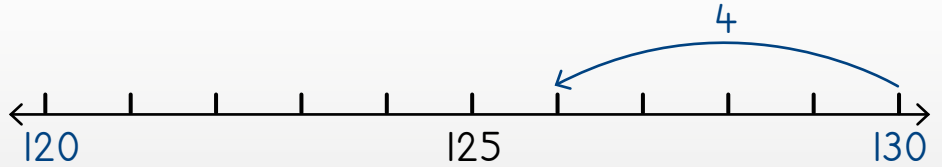
Jonga indlela esinokuthabatha ngayo kuma-10 usebenzisa umgcamanani.

Look at how we can subtract from the 10s using a number line.



Thabatha kwi-10 elizeleyo.

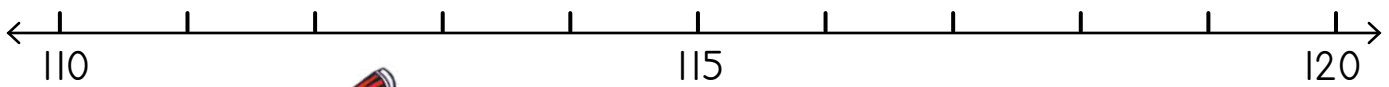
Subtract from a full 10.



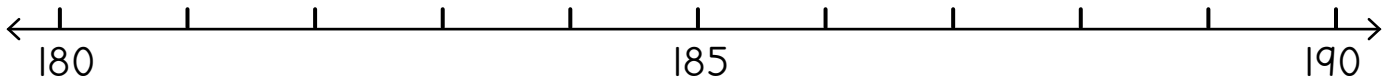
Thelekisa: $130 - 4 = 126$
Compare: $30 - 4 = 26$

1 Thabatha. Sebenzisa umgcamanani.

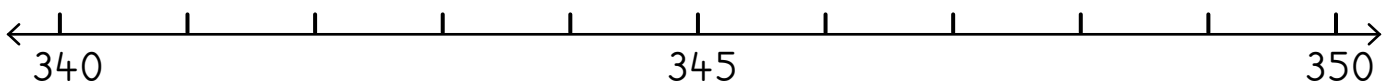
Subtract. Use the number line.



$120 - 6 = \underline{114}$	$120 - 2 = \underline{\quad}$	$120 - 1 = \underline{\quad}$	$120 - 10 = \underline{\quad}$
-----------------------------	-------------------------------	-------------------------------	--------------------------------



$190 - 3 = \underline{\quad}$	$190 - 5 = \underline{\quad}$	$190 - 8 = \underline{\quad}$	$190 - 5 = \underline{\quad}$
-------------------------------	-------------------------------	-------------------------------	-------------------------------



$350 - 1 = \underline{\quad}$	$350 - 10 = \underline{\quad}$	$350 - 4 = \underline{\quad}$	$350 - 8 = \underline{\quad}$
-------------------------------	--------------------------------	-------------------------------	-------------------------------

2 Thabatha.

Subtract.

$40 - 5 = \underline{35}$	$60 - 8 = \underline{\quad}$	$30 - 2 = \underline{\quad}$	$80 - \underline{\quad} = 77$
$140 - 5 = \underline{135}$	$160 - 8 = \underline{\quad}$	$130 - 2 = \underline{\quad}$	$180 - \underline{\quad} = 177$
$240 - 5 = \underline{235}$	$260 - 8 = \underline{\quad}$	$230 - 2 = \underline{\quad}$	$280 - \underline{\quad} = 277$

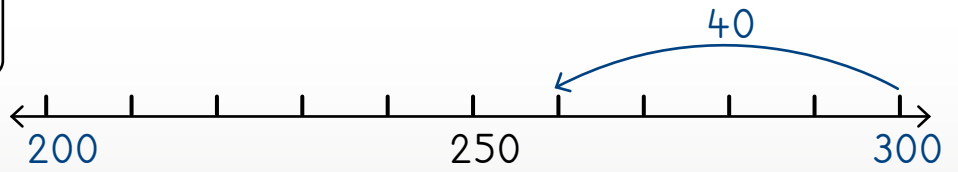
Jonga indlela esinokuthabatha ngayo kwi-100 sisebenzisa umgcamanani.

Look at how we can subtract from the 100s using a number line.



Thabatha kuma-100.

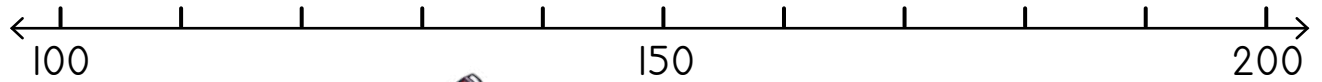
Subtract from the 100s.



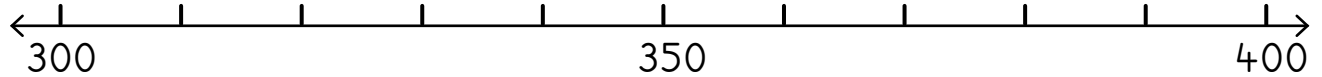
Thelekisa: $300 - 40 = 260$
 Compare: $100 - 40 = 60$

3 Thabatha. Sebenzisa umgcamanani.

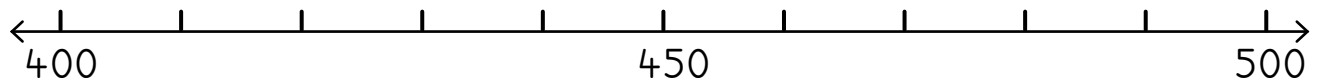
Subtract. Use the number line.



$200 - 30 = \underline{170}$	$200 - 20 = \underline{\quad}$	$200 - 80 = \underline{\quad}$
$200 - 10 = \underline{\quad}$	$160 - 30 = \underline{\quad}$	$160 - 60 = \underline{\quad}$



$400 - 60 = \underline{\quad}$	$400 - 50 = \underline{\quad}$	$400 - 10 = \underline{\quad}$
$400 - 100 = \underline{\quad}$	$400 - 30 = \underline{\quad}$	$380 - 80 = \underline{\quad}$



$500 - 90 = \underline{\quad}$	$500 - 30 = \underline{\quad}$	$500 - 70 = \underline{\quad}$
$500 - 60 = \underline{\quad}$	$450 - 40 = \underline{\quad}$	$450 - 50 = \underline{\quad}$

4 Thabatha.

Subtract.

$100 - 20 = \underline{80}$	$100 - 60 = \underline{\quad}$	$200 - 40 = \underline{\quad}$
$200 - \underline{\quad} = 150$	$200 - 40 = \underline{\quad}$	$300 - \underline{\quad} = 260$

Ukuthabatha usebenzisa indlela yeeholam
Subtraction using the column method

IZIBALO
ZENTLOKO
MENTAL MATHS

LINGAPHEZULU
KUNA-
MORE THAN

UMDLALO
GAME

UPHUHLISO
LWENQIQO
CONCEPT DEVELOPMENT

AMAPHEPHA
OKUSEBENZELA
WORKSHEETS

$49 - 21 = \underline{28}$

amashumi tens	imivo ones
4	9

- 2	1
2	8

<p>Ama-49 ayafana nama-40 nesi-9. 49 is the same as 40 and 9.</p>		
<p>Masithabathe ama-21. Now let's subtract 21.</p>		

Kwimivo esi-9 uthabatha umvo o-1 kushiyeke imivo esi-8. Kumashumi ama-4 uthabatha amashumi ama-2 kushiyeke amashumi ama-2. Amashumi ama-2 nemivo esi-8 enza ama-28.

9 ones take away 1 one leaves 8 ones.
4 tens take away 2 tens leaves 2 tens.
2 tens and 8 ones makes 28.



I Thabatha usebenzise iibloko.

Subtract using blocks.

$58 - 16 = \underline{42}$	$49 - 23 = \underline{\quad}$	$68 - 37 = \underline{\quad}$
$36 - 13 = \underline{\quad}$	$74 - 21 = \underline{\quad}$	$94 - 42 = \underline{\quad}$
$84 - 12 = \underline{\quad}$	$38 - 17 = \underline{\quad}$	$36 - 15 = \underline{\quad}$

2 Thabatha.

Subtract.

6	5

-	2 1

4	4

4	8

-	2 3

3 Thabatha. Sebenzisa iibloko zakho.

Subtract. Use your blocks.

$26 - 13 = \underline{\quad}$

amashumi tens	imivo ones
2	6

-	1 3

3	9

$36 - 11 = \underline{\quad}$

amashumi tens	imivo ones

-	

$49 - 34 = \underline{\quad}$

amashumi tens	imivo ones

-	

$35 - 11 = \underline{\quad}$

amashumi tens	imivo ones

-	

$43 - 22 = \underline{\quad}$

amashumi tens	imivo ones

-	

$65 - 24 = \underline{\quad}$

amashumi tens	imivo ones

-	

$47 - 25 = \underline{\quad}$

amashumi tens	imivo ones

-	

$58 - 45 = \underline{\quad}$

amashumi tens	imivo ones

-	

$89 - 38 = \underline{\quad}$

amashumi tens	imivo ones

-	

Masithethe ngeMaths!

Let's talk Maths!

NgesiXhosa sithi:

Imivo elishumi iyafana ne-10 elinye.

isivakalisi manani

thabatha

thabatha iziphindwa ze-10

Ama-10 alishumi ayafana ne-100 elinye.

thabatha kuma-10

thabatha kuma-100

In English we say:

Ten 1s is the same as one 10.

number sentence

subtract

subtract multiples of 10

Ten 10s is the same as one 100.

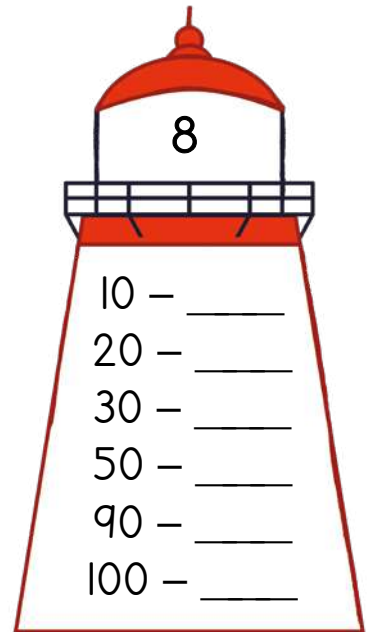
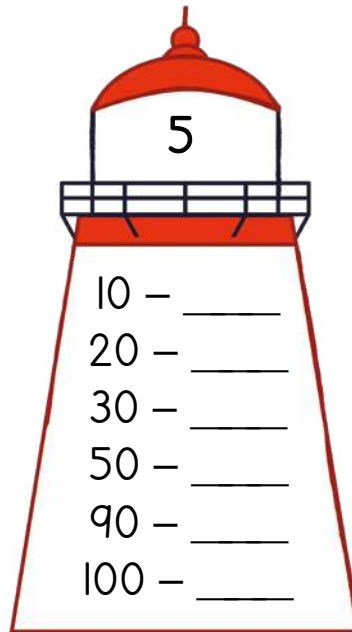
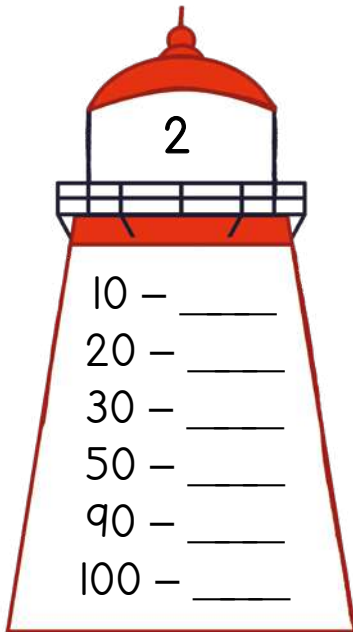
subtract from the 10s

subtract from the 100s



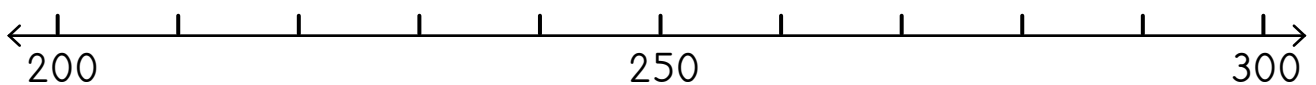
1 Thabatha ukuze wenze inani eliphezu kwendlu ekhanyisayo.

Subtract to make the number at the top of the lighthouse.

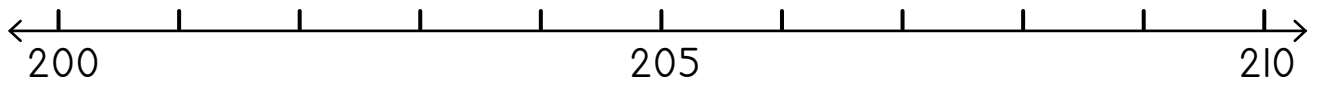


2 Thabatha usebenzise umgcamanani.

Subtract using the number line.



$300 - 40 = \underline{\quad}$	$280 - 80 = \underline{\quad}$	$300 - 70 = \underline{\quad}$
--------------------------------	--------------------------------	--------------------------------



$210 - 5 = \underline{\quad}$	$205 - 5 = \underline{\quad}$	$208 - 4 = \underline{\quad}$
$210 - 10 = \underline{\quad}$	$209 - 6 = \underline{\quad}$	$210 - 7 = \underline{\quad}$

3 Thabatha.

Subtract.

$240 - 5 = \underline{\quad}$	$140 - 7 = \underline{\quad}$	$340 - \underline{\quad} = 333$
$180 - \underline{\quad} = 171$	$500 - 50 = \underline{\quad}$	$200 - 40 = \underline{\quad}$

4 Thabatha.

Subtract.

$$74 - 51 = \underline{\quad}$$

amashumi tens	imivo ones
7	4
5	1

2	3

$$93 - 53 = \underline{\quad}$$

amashumi tens	imivo ones
9	3
5	3

4	0

$$56 - 24 = \underline{\quad}$$

amashumi tens	imivo ones
5	6
2	4

3	2

$$85 - 44 = \underline{\quad}$$

amashumi tens	imivo ones
8	5
4	4

4	1

$$68 - 31 = \underline{\quad}$$

amashumi tens	imivo ones
6	8
3	1

3	7

$$29 - 19 = \underline{\quad}$$

amashumi tens	imivo ones
2	9
1	9

1	0

$$35 - 22 = \underline{\quad}$$

amashumi tens	imivo ones
3	5
2	2

1	3

$$44 - 23 = \underline{\quad}$$

amashumi tens	imivo ones
4	4
2	3

2	1

$$63 - 52 = \underline{\quad}$$

amashumi tens	imivo ones
6	3
5	2

1	1

IZIBALO ZENTLOKO
MENTAL MATHS

LINGAPHANTSI KUNA-
LESS THAN

UMDLALO
GAME

UPHULISO LWENQIQQO
CONCEPT DEVELOPMENT

AMAPHEPHA OKUSEBENZELA
WORKSHEETS

Umdlalo: Leliphi inani?

Game: What number?

- Veza inani usebenzise oonotsheluzo manani.

Show the number using your flard cards.

- Leliphi inani?

What number?

- Mangaphi amakhulu? Mangaphi ama-10? Mingaphi imivo?

How many 100s? How many 10s? How many 1s?



H	T	O



Jonga izibalo ezikwiikholam. Ungalibali ukudibanisa imivo kuqala uze ulandele ngama-10. Ufumana ntoni?

Look at the working in the columns. Remember to add the 1s first, then the 10s. What do you get?

H	T	O
1	5	6
<hr/>		
	1	2
<hr/>		
1	6	8

H	T	O



Jonga izibalo ezikwiikholam. Ungalibali ukuthabatha imivo kuqala uze ulandele ngama-10. Kushiyeka ntoni?

Look at the working in the columns. Remember to subtract the 1s first, then the 10s. What is left?

H	T	O
1	3	5
<hr/>		
	2	3
<hr/>		
1	1	2

1 Dibanisa uze uthabathe usebenzise iibloko.

Add and subtract using blocks.

$133 + 24 = \underline{157}$	$156 + 41 = \underline{\quad}$	$127 + 62 = \underline{\quad}$
$187 - 56 = \underline{131}$	$165 - 32 = \underline{\quad}$	$138 - 32 = \underline{\quad}$

2 Dibanisa.

Add.

$164 + 35 = \underline{199}$

H	T	O

+

H	T	O
1	6	4

	3	5
1	9	9



$123 + 56 = \underline{\quad}$

H	T	O

+

H	T	O

3 Thabatha.

Subtract.

$167 - 45 = \underline{\quad}$

H	T	O

-

H	T	O

$148 - 37 = \underline{\quad}$

H	T	O

-

H	T	O

4 Dibanisa usebenzise iibloko.

Add using blocks.

$153 + 45 = \underline{\quad}$

$166 + 12 = \underline{\quad}$

H	T	O

+

H	T	O

+

5 Thabatha usebenzise iibloko.

Subtract using blocks.

$124 - 12 = \underline{\quad}$

$155 - 43 = \underline{\quad}$

H	T	O

-

H	T	O

-

IZIBALO
ZENTLOKO
MENTAL MATHS

LINGAPHANTSI
KUNA-
LESS THAN

UMDLALO
GAME

UPHUHLISO
LWENGQIQO
CONCEPT DEVELOPMENT

AMAPHEPHA
OKUSEBENZELA
WORKSHEETS

$$86 + 43 = \underline{129}$$

H	T	O

H	T	O
	8	6

+	4	3
1	2	9



Nditshintshise ngamashumi ali-10.
Ndifumene ikhulu eli-1. Ndine-129 zidibene.
I exchanged 10 tens for 1 hundred.
I have 129 altogether.

Ndingatshintshisa ama-10 nemivo.
Jonga kulo mzekelo.
I can exchange 10s and 1s!
Look at this example.



$$78 + 56 = \underline{134}$$

H	T	O

H	T	O
	7	8

+	5	6
1	3	4

1 Dibanisa.

Add.

$79 + 74 = \underline{\quad}$



H	T	O

H	T	O
	7	9
	7	4

$48 + 84 = \underline{\quad}$

H	T	O

H	T	O
	4	8
	8	4

2 Dibanisa usebenzise iibloko.

Add using blocks.

$57 + 81 = \underline{138}$	$85 + 33 = \underline{\quad}$	$91 + 46 = \underline{\quad}$	$64 + 72 = \underline{\quad}$
$56 + 75 = \underline{131}$	$84 + 47 = \underline{\quad}$	$39 + 84 = \underline{\quad}$	$67 + 58 = \underline{\quad}$

3 Dibanisa. Sebenzisa iibloko zakho.

Add. Use your blocks.

$39 + 78 = \underline{\quad}$

$43 + 99 = \underline{\quad}$

$65 + 89 = \underline{\quad}$

$74 + 59 = \underline{\quad}$

H	T	O

H	T	O

H	T	O

H	T	O

Ukuthabatha usebenzisa indlela yeekholam
Subtraction using the column method

IZIBALO
ZENTLOKO
MENTAL MATHS

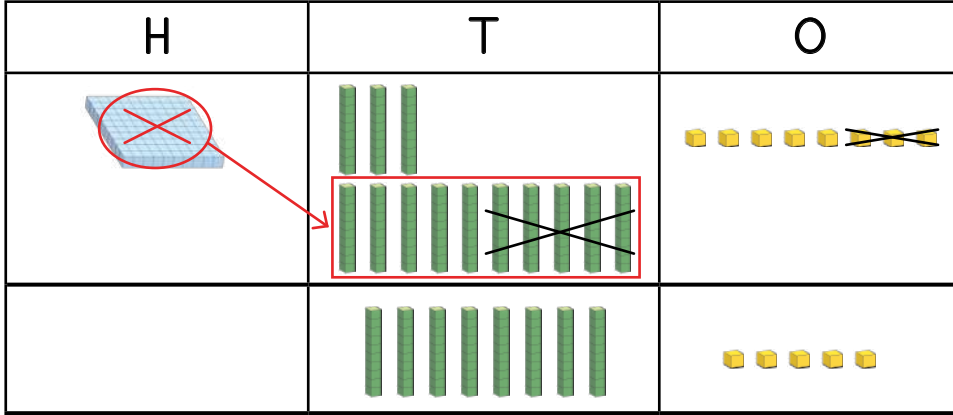
LINGAPHANTSI
KUNA-
LESS THAN

UMDLALO
GAME

UPHULISO
LWENGOQO
CONCEPT DEVELOPMENT

AMAPHEPHA
OKUSEBENZELA
WORKSHEETS

$138 - 53 = \underline{85}$



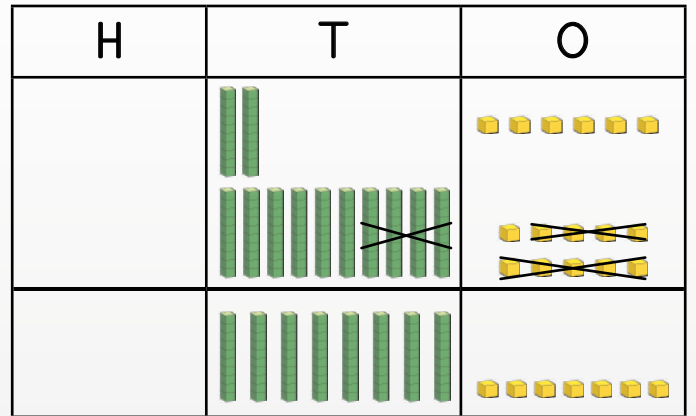
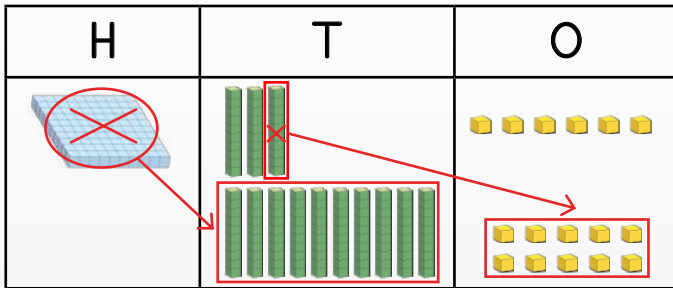
H	T	O
1	¹ 3	8
<hr style="border-top: 1px dashed black;"/>		
	5	3
<hr/>		
	8	5



Nditshintshise ikhulu eli-1 ngamashumi ali-10. Ngoku ndinamashumi ali-13. Ndithabatha amashumi ama-5.

I exchanged 1 hundred for 10 tens. I have 13 tens now. I subtract 5 tens.

$136 - 49 = \underline{87}$



Nditshintshise ikhulu eli-1 ngamashumi ali-10. Ngoku ndinamashumi ali-13. Nditshintshise ishumi eli-1 ngemivo eli-10. Ngoku ngoku ndinemivo eli-16.

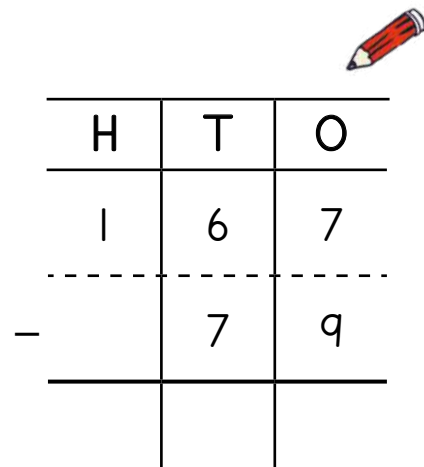
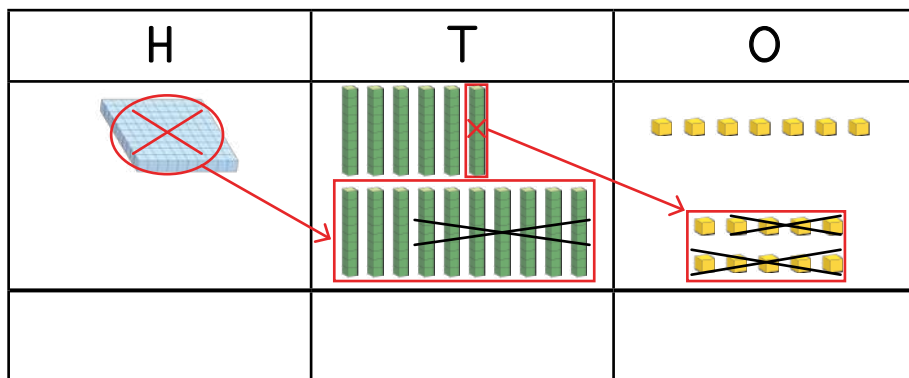
I exchanged 1 hundred for 10 tens. I have 13 tens now. I exchanged 1 ten for 10 ones. I have 16 ones now.

H	T	O
1	¹² 3	¹ 6
<hr style="border-top: 1px dashed black;"/>		
	4	9
<hr/>		
	8	7

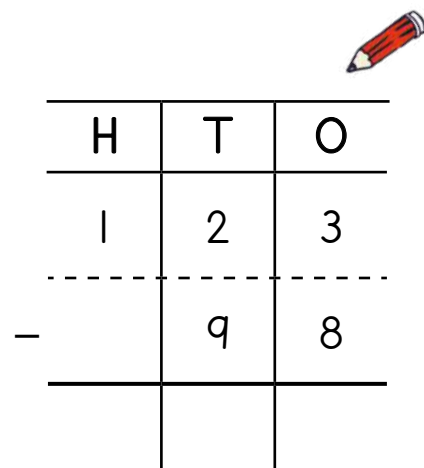
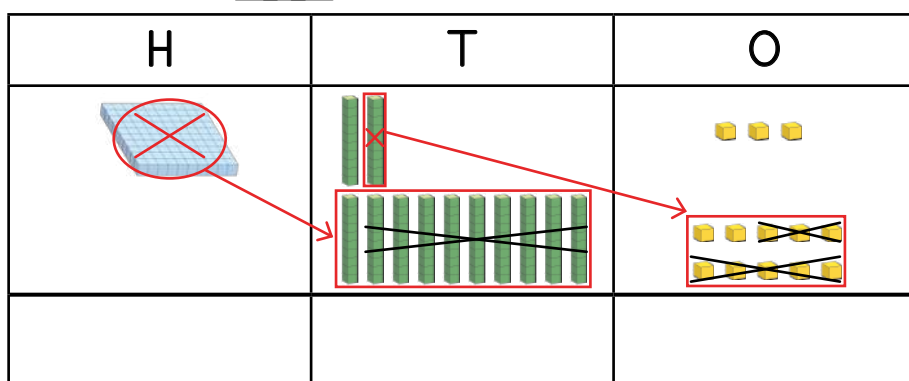
1 Thabatha.

Subtract.

$167 - 79 = \underline{\quad}$



$123 - 98 = \underline{\quad}$



2 Thabatha usebenzise iibloko.

Subtract using blocks.

$114 - 52 = \underline{62}$	$135 - 56 = \underline{\quad}$	$168 - 87 = \underline{\quad}$	$136 - 63 = \underline{\quad}$
$124 - 45 = \underline{79}$	$131 - 64 = \underline{\quad}$	$164 - 87 = \underline{\quad}$	$142 - 75 = \underline{\quad}$

3 Thabatha. Sebenzisa iibloko zakho.

Subtract. Use your blocks.

$167 - 85 = \underline{\quad}$ $148 - 72 = \underline{\quad}$ $152 - 62 = \underline{\quad}$ $126 - 47 = \underline{\quad}$

H	T	O

-		

H	T	E

-		

H	T	O

-		

H	T	O

-		

IZIBALO ZENTLOKO
MENTAL MATHS

LINGAPHANTSI KUNA-
LESS THAN

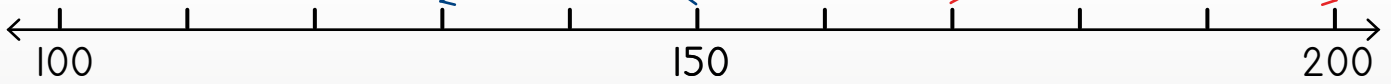
UMDLALO
GAME

UPHUHLISO LWENGOQO
CONCEPT DEVELOPMENT

AMAPHEPHA OKUSEBENZELA
WORKSHEETS

$$150 - 20 = 130$$

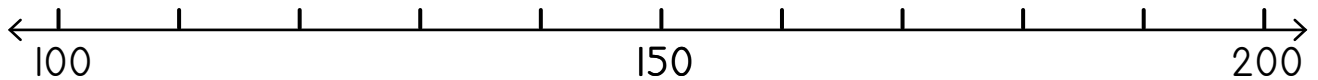
$$170 + 30 = 200$$



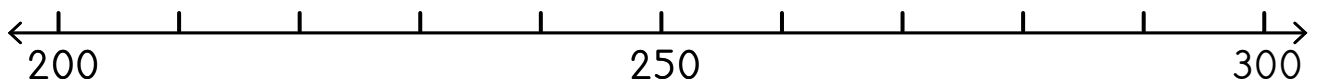
Dibanisa uze uthabathe usebenzisa umgcamanani.
Xa uthabatha, uya ngasekhohlo.
Xa udibanisa uya ngasekunene.
Add and subtract using a number line.
To subtract, move left
To add, move right.

1 Dibanisa usebenzise umgcamanani.

Add using the number line.



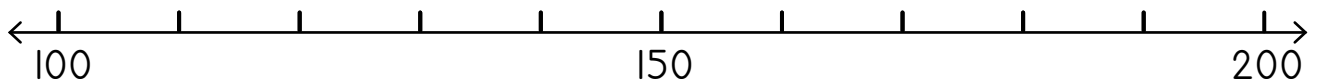
$100 + 50 = \underline{\quad}$	$150 + 50 = \underline{\quad}$	$180 + 20 = \underline{\quad}$
--------------------------------	--------------------------------	--------------------------------



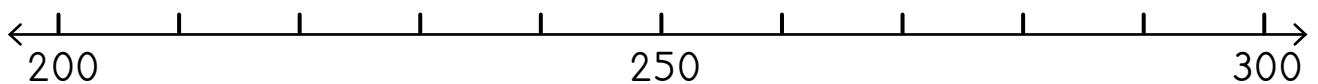
$200 + \underline{\quad} = 220$	$210 + \underline{\quad} = 300$	$240 + \underline{\quad} = 280$
---------------------------------	---------------------------------	---------------------------------

2 Thabatha usebenzise umgcamanani.

Subtract using the number line.



$190 - 30 = \underline{\quad}$	$170 - 70 = \underline{\quad}$	$200 - 60 = \underline{\quad}$
--------------------------------	--------------------------------	--------------------------------



$290 - \underline{\quad} = 210$	$230 - \underline{\quad} = 200$	$300 - \underline{\quad} = 200$
---------------------------------	---------------------------------	---------------------------------



Ungabhala amanani kwiikholam ngolu hlobo. Ungadibanisa okanye uthabathe.

You can write numbers in columns like this. You can add or subtract.

	1	2	4
+		5	3
	1	7	7

	1	7	8
-		2	6
	1	5	2

3 Bhala amanani kwiikholam uze udibanise.

Write the numbers in columns and add.

$113 + 35 = \underline{\quad}$

	1	1	3
+		3	5
	1	4	8

$182 + 25 = \underline{\quad}$

$156 + 31 = \underline{\quad}$

$127 + 52 = \underline{\quad}$

$161 + 17 = \underline{\quad}$

$124 + 75 = \underline{\quad}$

4 Bhala amanani kwiikholam uze thabathe.

Write the numbers in columns and subtract.

$153 - 42 = \underline{\quad}$

	1	5	3
-		4	2
	1	1	1

$186 - 64 = \underline{\quad}$

$178 - 43 = \underline{\quad}$

$169 - 55 = \underline{\quad}$

$148 - 36 = \underline{\quad}$

$195 - 81 = \underline{\quad}$

Masithethe ngeMaths!

Let's talk Maths!



NgesiXhosa sithi:

Imivo eli-10 iyafana neshumi eli-1.

Ama-10 alishumi ayafana ne-100 elinye.

isivakalisi manani

dibanisa uze uthabathe

Yenza imitsi kumgcamanani.

Sebenzisa iibloko ekubaleni ngemivo,
ngamashumi nangamakhulu.

In English we say:

Ten 1s is the same as one 10.

Ten 10s is the same as one 100.

number sentence

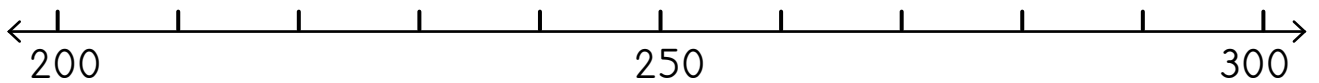
add and subtract

Make jumps on a number line.

Use blocks to work with 1s, 10s and 100s.

1 Dibanisa ngomgcamanani.

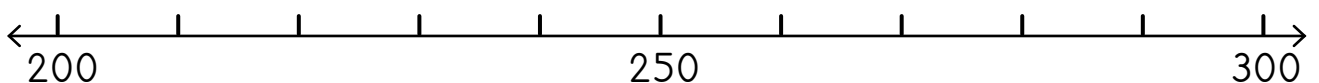
Add using the number line.



$200 + 40 = \underline{\quad}$	$220 + 80 = \underline{\quad}$	$240 + 20 = \underline{\quad}$
--------------------------------	--------------------------------	--------------------------------

2 Thabatha ngomgcamanani.

Subtract using the number line.



$290 - 40 = \underline{\quad}$	$280 - 60 = \underline{\quad}$	$300 - 40 = \underline{\quad}$
$300 - 50 = \underline{\quad}$	$300 - 60 = \underline{\quad}$	$260 - 20 = \underline{\quad}$

3 Dibanisa okanye thabatha.

Add or subtract.

$240 + 50 = \underline{\quad}$	$230 + 70 = \underline{\quad}$	$220 + \underline{\quad} = 300$
$300 - 50 = \underline{\quad}$	$300 - 40 = \underline{\quad}$	$300 - \underline{\quad} = 210$

$160 + 30 = \underline{\quad}$	$340 + 40 = \underline{\quad}$	$420 + \underline{\quad} = 500$
$400 - 80 = \underline{\quad}$	$500 - 90 = \underline{\quad}$	$200 - \underline{\quad} = 170$

4 Dibanisa.

Add.

$76 + 62 = \underline{\quad}$

$43 + 91 = \underline{\quad}$

$154 + 25 = \underline{\quad}$

$45 + 82 = \underline{\quad}$

$34 + 72 = \underline{\quad}$

$168 + 31 = \underline{\quad}$

5 Thabatha.

Subtract.

$174 - 93 = \underline{\quad}$

$156 - 84 = \underline{\quad}$

$141 - 26 = \underline{\quad}$

$147 - 65 = \underline{\quad}$

$139 - 56 = \underline{\quad}$

$162 - 38 = \underline{\quad}$

IZIBALO
ZENTLOKO
MENTAL MATHS

LINGAPHANTSI
KUNA-
LESS THAN

UMDLALO
GAME


UPHUHLISO
LWENGQIQO
CONCEPT DEVELOPMENT

AMAPHEPHA
OKUSEBENZELA
WORKSHEETS

Umdlalo: 1, 2, 3 Veza - thelekisa!

Game: 1, 2, 3 Show - compare!

- Sebenzani ngababini. Veza inani ngoonotsheluzwa.
Work in pairs. Show a number using flard cards.
- Leliphi inani? Leliphi elikhulu?
What number? Which one is bigger?
- Leliphi elincinci? Kangakanani?
Which one is smaller? How much?
- Phinda kwakhona!
Do it again!



1 Phawula ibhokisi ubonise ukuba ngowuphi umgca omfutshane.







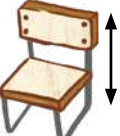
Tick the box to show which line is shorter.







Phawula ibhokisi ubonise ukuba ngowuphi umgca omde.

Tick the box to show which line is longer.

2 Linganisela ngeeyunithi ozinikiweyo.

Measure using the given units.

			
	8	6	7 
			
			

- 3 Funa izinto ezikhoyo eklasini ezi-3 ezimfutshane kune-1 m. Gqibezela le theyibhile.

Find 3 objects in the class that are shorter than 1 m. Complete the table.

Khumbula ukuba u-m = imitha ze u-cm = sentimitha. Remember that m = metre and cm = centimetre.



	into ekhoyo object	umlinganiselo wobude measurement of length
1		_____ cm
2		_____ cm
3		_____ cm

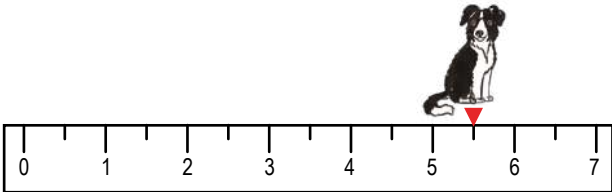
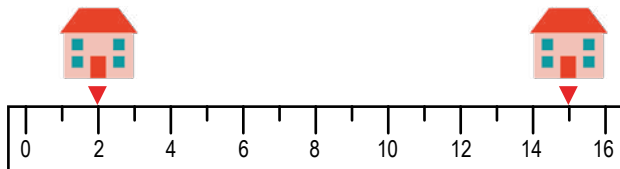
- 4 Funa izinto ezi-3 ezikhoyo eklasini ezinde kune-1 m. Gqibezela itheyibhile.

Find 3 objects in the class that are longer than 1 m. Complete the table.

	into ekhoyo object	umlinganiselo wobude measurement of length
1		_____ m
2		_____ m
3		_____ m

- 5 Phendula imibuzo ngeemitha.

Answer the questions in metres.

<p>Ihambe iimitha ezingaphi inja?</p> <p>How many metres did the dog travel?</p> 	<p>_____ m</p>
<p>Zingaphi iimitha ukusuka endlwini yam ukuya kweyakho?</p> <p>How many metres from my house to your house?</p> 	<p>_____ m</p>

IZIBALO
ZENTLOKO
MENTAL MATHS

LINGAPHANTSI
KUNA-
LESS THAN

UMDLALO
GAME

UPHULISO
LWENGQIQO
CONCEPT DEVELOPMENT

AMAPHEPHA
OKUSEBENZELA
WORKSHEETS

1 Krwela imigca ngerula.

Use a ruler to draw the lines.

10 cm



7 cm

15 cm

2 Ungazilinganisela ngeemitha okanye ngeesentimitha ezi zinto?

Would you measure these in metres or centimetres?

	cm				







3 Linganisela izinto zesikolo.

Measure the school items.

	<u>3</u> cm		_____ cm
	_____ cm		_____ cm

4 Linganisela imigca ngerula.

Use a ruler to measure the lines.

	_____ cm		_____ cm
	_____ cm		_____ cm
	_____ cm		_____ cm

5 Funa eklasini izinto ezi-3 ezimfutshane kune-10 cm. Gqibezela itheyibhile.

Find 3 objects in the class that are shorter than 10 cm. Complete the table.

	into ekhoyo object	umlinganiselo wobude measurement of length
1		
2		
3		

6 Funa eklasini izinto ezi-3 ezinde kune-10 cm. Gqibezela itheyibhile.

Find 3 objects in the class that are longer than 10cm. Complete the table.

	into ekhoyo object	umlinganiselo wobude measurement of length
1		
2		
3		

IZIBALO
ZENTLOKO
MENTAL MATHS

LINGAPHANTSI
KUNA-
LESS THAN

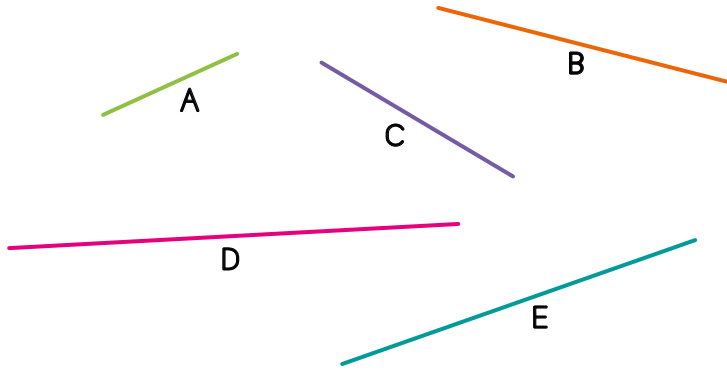
UMDLALO
GAME

UPHUHLISO
LWENGQIQQO
CONCEPT DEVELOPMENT

AMAPHEPHA
OKUSEBENZELA
WORKSHEETS

1 Linganisela imigca.

Measure the lines.



A = ____ cm

B = ____ cm

C = ____ cm

D = ____ cm

E = ____ cm

Umgca ____ ngowona mde.

Line ____ is the longest.

Umgca ____ ngowona mfutshane.

Line ____ is the shortest.

Umahluko phakathi kuka-A no-B zi ____ cm.

The difference between A and B is ____ cm.

Umahluko phakathi kuka-D no-C zi ____ cm.

The difference between D and C is ____ cm.






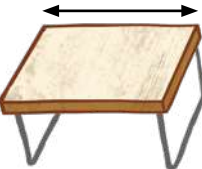



2 Buthini ubude bemigca enemibala?

What is the length of the coloured lines?

	____ cm
	____ cm
	____ cm

3 Qala ngokuqikela wandule ukulinganisela. Gqibezela itheyibhile.

First estimate, then measure. Complete the table.

	qikelela estimate	linganisela measure	umahluko phakathi koqikelelo nomlinganiselo difference between estimation and measurement
			
			
			
			
			
			
			
			
			

IZIBALO
ZENTLOKO
MENTAL MATHS

LINGAPHANTSI
KUNA-
LESS THAN

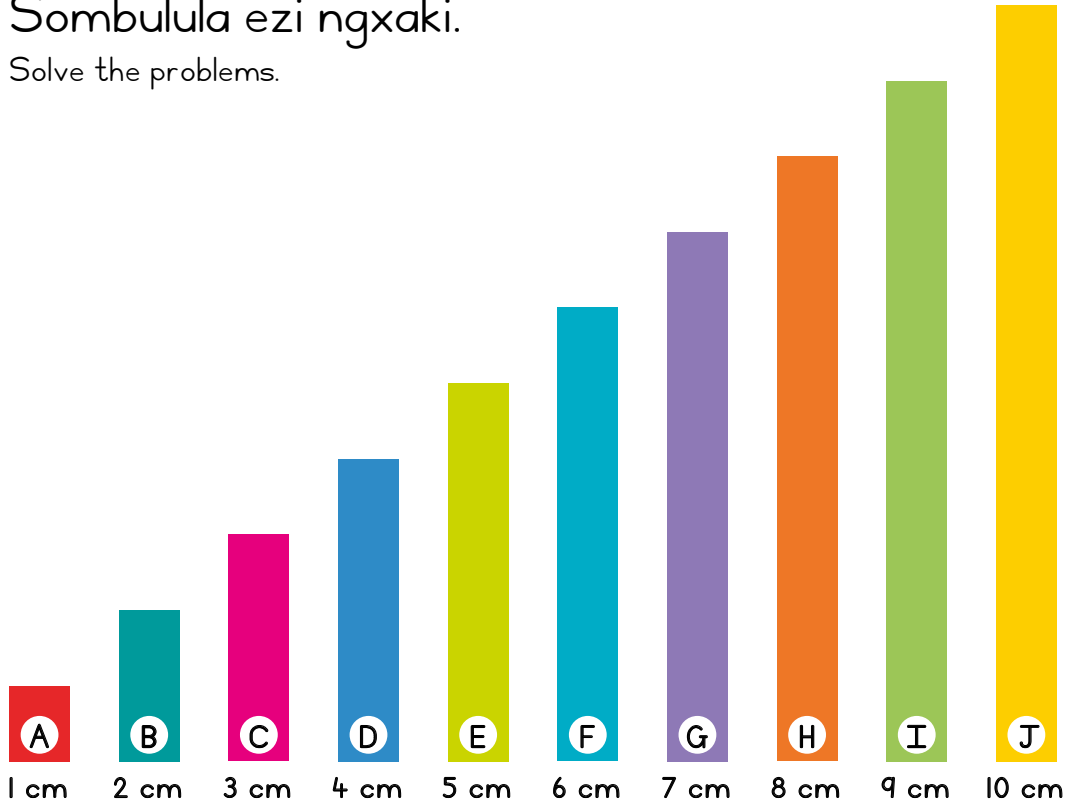
UMDLALO
GAME

UPHULISO
LWENGQIQQO
CONCEPT DEVELOPMENT

AMAPHEPHA
OKUSEBENZELA
WORKSHEETS

1 Sombulula ezi ngxaki.

Solve the problems.



A + F _____ + _____ = _____

J + D _____ + _____ = _____

E + H _____ + _____ = _____

B + I _____ + _____ = _____

F + G _____ + _____ = _____

B + E + H _____ + _____ + _____ = _____

A + F + J _____ + _____ + _____ = _____

2 Bala.

Calculate.

$64 \text{ cm} - 23 \text{ cm} = \underline{\hspace{2cm}}$	$100 \text{ cm} - 84 \text{ cm} = \underline{\hspace{2cm}}$
$43 \text{ cm} + 43 \text{ cm} = \underline{\hspace{2cm}}$	$29 \text{ cm} + 53 \text{ cm} = \underline{\hspace{2cm}}$

3 Sombulula ezi ngxaki.

Solve the problems.

UThandeka unewulu ebomvu eli-120 cm. Unewulu ezuba engama-356 cm. Ingakanani iwulu anayo iyonke?

Thandeka has 120 cm of red wool. She has 356 cm of blue wool. How much wool does she have altogether?

Zoba.

Draw.

isivakalisi manani

number sentence

Isiphumo.

Answer.

UBheki uphosa iibhola kude kangange-25 m. UMandla yena uphosa ibhola kude kangange-13 m. Yintoni umahluko phakathi kobude obuphosiweyo?

Bheki throws a ball 25 m. Mandla throws a ball 13 m. What is the difference in the distance thrown?

Zoba.

Draw.

isivakalisi manani

number sentence

Isiphumo.

Answer.

UNosipho ubaleka ngamandla umgama ongange-7 m. Ubaleka lo mgama kasi-9. Ubaleke umgama ongakanani uNosipho?

Nosipho does 7 m sprints. She sprints 9 times. How far does Nosipho sprint?

Zoba.

Draw.

isivakalisi manani

number sentence

Isiphumo.

Answer.

IPHEPHA LOKUSEBENZELA
WORKSHEET

IPHEPHA LOKUSEBENZELA
WORKSHEET

Masithethe ngeMaths!

Let's talk Maths!

NgesiXhosa sithi:

linganisela

iimitha

iisentimitha

qikelela

thelekisa

umahluko

In English we say:

measure

metres

centimetres

estimate

compare

difference

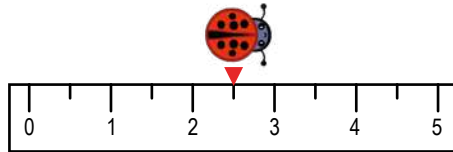


I Phendula imibuzo.

Answer the questions.

Uhambe umgama
ongakanani ubhantom?

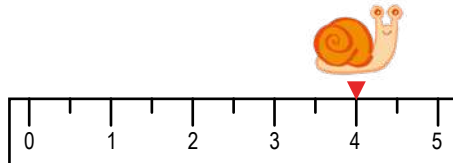
How far did the ladybird move?



_____ m

Luhambe umgama
ongakanani unwabu?

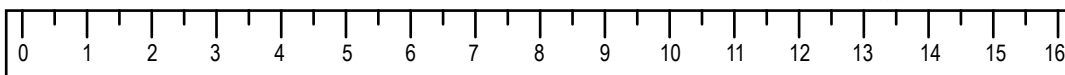
How far did the snail move?



_____ m

Inde kangakanani ibrashi yokupeyinta?

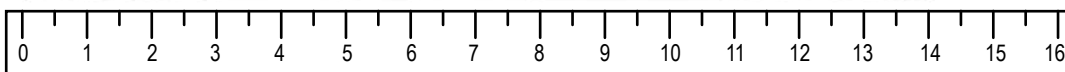
How long is the paintbrush?



_____ cm

Inde kangakanani ibhokisi yeepeyinti?



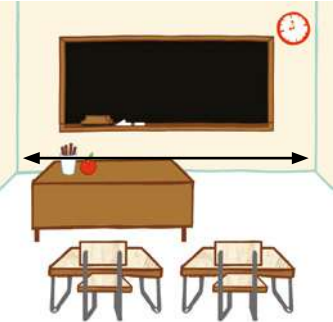




How long is the paint box?



_____ cm

2 Gqibezela itheyibhile.

Complete the table.

	qikelela estimate	linganisela measure	umahluko phakathi koqikelelo nomlinganiselo difference between estimation and measurement
			
			
			
			
			
			
			

IZIBALO
ZENTLOKO
MENTAL MATHS

NDNIKE
ELINGAPHEZULU KUNO
GIVE ME MORE THAN

UMDLALO
GAME


UPHUHLISO
LWENGQIQO
CONCEPT DEVELOPMENT

AMAPHEPHA
OKUSEBENZELA
WORKSHEETS

Umdlalo: Imaths ekhawulezayo ngamakhadi - dibanisa

Game: Fast maths with cards - add

- Dlalani ngababini.
Play in pairs.
- Veza inani usebenzise oonotsheluzi bakho.
Show a number using your flard cards.
- Phosa idayisi - dibanisa!
Throw a dice - add!
- Phinda kwakhona!
Do it again!



I Sombulula.

Solve.

UMandla uthenga isonka nobisi evenkileni. Isonka sixabisa i-R1,40, ubisi lona luxabisa i-R2,30. Uchitha malini iyonke?

Mandla buys bread and milk at the shop. The bread costs R1,40 and the milk costs R2,30. How much does he spend altogether?



Ibhayisekile enye ixabisa ama-R320. Ziza kuxabisa malini iibhayisekile ezimbini?

One bicycle costs R320. How much will two bicycles cost?











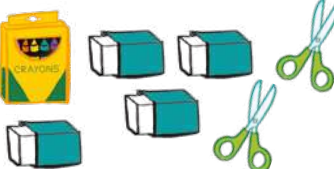

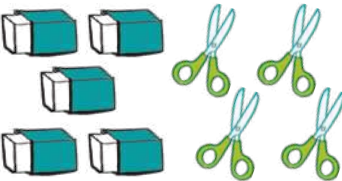



UNkanyiso uthenge iibhulukhwe ezimfutshane ezine ngama-R55 inye. Uza kufumana itshintshi yamalini kuma-R300?



Nkanyiso bought four pairs of shorts for R55 each. How much change will he get from R300?

2 Yimalini itshintshi ukuba ubhatala nge-R100?

How much change if you pay with R100?

 R10  R5  R3  R7  R15		
uthenga you buy	ixabiso lilonke total cost	itshintshi change
	$R10 + R10 + R10 + R15 + R5 = R50$	$R100 - \underline{R50} = \underline{R50}$ 
		$R100 - \underline{\quad} = \underline{\quad}$
		$R100 - \underline{\quad} = \underline{\quad}$
		$R100 - \underline{\quad} = \underline{\quad}$
		$R100 - \underline{\quad} = \underline{\quad}$
		$R100 - \underline{\quad} = \underline{\quad}$
		$R100 - \underline{\quad} = \underline{\quad}$
		$R100 - \underline{\quad} = \underline{\quad}$

IZIBALO
ZENTLOKO
MENTAL MATHS

NDNIKE
ELINGAPHEZULU KUNO
GIVE ME MORE THAN

UMDLALO
GAME


UPHUHLISO
LWENGQIQO
CONCEPT DEVELOPMENT

AMAPHEPHA
OKUSEBENZELA
WORKSHEETS

- 1 Ndine-R150. Zeziphi izinto endinokuzithenga evenkileni? Dwelisa izinto zibe ne onokukhetha kuzo.

I have R150. Which items can I buy from the shop? List four options.

Akunyanzelekanga ukuba uyisebenzise yonke i-R150.
You don't have to spend the whole R150.



1	Ndingathenga ihempe, ushoti, ikephusi nejini. I can buy a shirt, shorts, a cap and jeans.
2	
3	
4	

- 2 Dibanisa.

Add.

$125 + 53 = \underline{\quad}$	$801 + 154 = \underline{\quad}$	$564 + 132 = \underline{\quad}$
$331 + 208 = \underline{\quad}$	$75 + 717 = \underline{\quad}$	$664 + 87 = \underline{\quad}$

- 3 Ndine-15 kg yomgubo. Umhlobo wam une-12 kg yeswekile. Umnakwethu yena une-35 kg yeetapile. Zinobunzima obungakanani zizonke ezi zinto?

I have 15 kg of flour. My friend has 12 kg of sugar. My brother has 35 kg of potatoes. How much do all the ingredients weigh altogether?



4

UFana uthenga i-625 g yesivundisi. Upha uMandla i-134 g. Singakanani isivundisi sikaFana esiseleyo?

Fana buys 625 g of compost. He gives 134 g to Mandla. How much compost does Fana have left?



5

UNosipho uneentambo ezi-5 ezinobude obahlukileyo. Intambo nganye inobude bayo obungama-35 m, 29 m, 45 m, 11 m, nama-52 m. Buyintoni ubude bezi ntambo budibene?

Nosipho has 5 lengths of rope. The ropes measure 35 m, 29 m, 45 m, 11 m and 52 m. What is the total length of the ropes?

6

UNtando une-R130. Uthenga ithoyi yokudlala nge-R37, incwadana nge-R16, ibhola nge-R11 nejezi nge-R54. Ziyimalini zizonke ezi zinto?

Ntando has R130. He buys a toy for R37, a notebook for R16, a ball for R11 and a jersey for R54. What is the total cost of his items?



Uza kufumnana itshintshi yamalini?

How much change will he get?

7

UThandekile une-R200. Uthenga isikuta nge-R113, ibhokisi yeetshokolethi nge-R27 nencwadi nge-R45. Zixabisa malini zizonke ezi zinto?

Thandekile has R200. She buys a scooter for R113, a bar of chocolate for R27 and a book for R45. What is the total cost of her items?

Uza kufumnana itshintshi yamalini?

How much change will she get?

Izinto ezine-3-D (eziqengqelekayo nezityibilikayo)
3-D objects (roll and slide)

IZIBALO
ZENTLOKO
MENTAL MATHS

NDNIKE
ELINGAPHEZULU KUNO
GIVE ME MORE THAN

UMDLALO
GAME

UPHULISO
LWENGQIQO
CONCEPT DEVELOPMENT

AMAPHEPHA
OKUSEBENZELA
WORKSHEETS





1 Jonga imiphezulu yezi zinto. Bhala uxele ukuba imiphezulu yazo imcaba na okanye igobile.

Look at the surfaces of the objects. Write down whether the surfaces are flat or curved.

izinto ezikhoyo objects	imiphezulu emcaba okanye egobileyo flat or curved surfaces
iibhola balls 	
iibhokisi boxes 	
iisilinda cylinders 	
iiphiramidi pyramids 	
iikhowuni cones 	

2 Phendula le mibuzo.

Answer the questions.

into ekhoyo object	imiphezulu emcaba / egobileyo? flat surfaces / curved surfaces?	iyaqengqeleka / iyatyibilika? roll / slide?
	egobileyo curved	qengqeleka roll 
		
		

3 Khangela izinto ezikhoyo eklasini ezine-3-D. Zisebenzise ekuzaliseni le theyibhile.

Look around the classroom for 3-D objects. Use these to fill in the table below.

<p>Zoba into ekhoyo. Draw the object.</p>	<p>imiphezulu emcaba / egobileyo / imiphezulu emcaba negobileyo flat surfaces / curved surfaces / flat and curved surfaces</p>	<p>iyaqengqeleka / iyatyibilika / iyaqengqeleka ityibilike roll / slide / roll and slide</p>

IZIBALO
ZENTLOKO
MENTAL MATHS

NDNIKE
ELINGAPHEZULU KUNO
GIVE ME MORE THAN




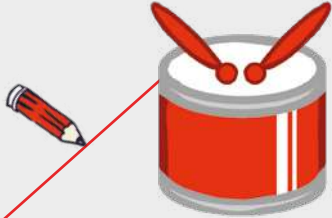
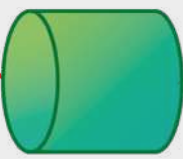







UMDLALO
GAME

UPHULISO
LWENGQIQQO
CONCEPT DEVELOPMENT

AMAPHEPHA
OKUSEBENZELA
WORKSHEETS

1 Krwela imigca utshatise izinto nezinto ezichanekileyo ezine-3-D.




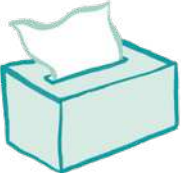








Draw lines to match the objects to the correct 3-D object.

<p>isilinda cylinder</p>		
<p>ikhowuni cone</p>		
<p>iprizimu eyirekthengile rectangular prism</p>		
<p>iphiramidi pyramid</p>		
<p>ityhubhu cube</p>		
<p>ingqakumba sphere</p>		

2 Sebenzisa amagama akuvimba wamagama uthiye izinto ezine-3-D.

Use the words from the word bank to name the 3-D objects.


ingqakumba sphere	iprizimu eyirekthengile rectangular prism	isilinda cylinder	iphiramidi pyramid	ikhowuni cone	ityhubhu cube
----------------------	--	----------------------	-----------------------	------------------	------------------

3

Zingaphi iimilo ozibonayo?
Thetha nomhlobo wakho.

How many shapes do you see? Talk to your friend.



Masithethe ngeMaths!

Let's talk Maths!

NgesiXhosa sithi:

umphezulu omcaba

umphezulu ogobileyo

ikhowuni

iprizimu

ityhubhu

In English we say:


flat surface

curved surface

cone

prism

cube



1 UNtando uthenga umgubo ongama-500 g. Upha uThandi ama-350 g. Ungakanani umgubo kaNtando oshiyekileyo.

Ntando buys 500 g of flour. He gives 350 g to Thandi. How much flour does Ntando have left?







2 UFana uthenga amalaphu anemibala ebomvu, ezuba, eluhlaza namthubi. Ilaphu elibomvu lide kangange-79 m, elizuba kangange-64 m, eliluhlaza kangange-53 m ze elimthubi libe nobude obungama-88 m. Bungakanani ubude bala malaphu xa budibene?

Fana buys red, blue, green and yellow fabric. The red fabric is 79 m, the blue is 64 m, the green is 53 m and the yellow is 88 m. What is the total length of all the fabric?

3 UPhindi une-R200. Uthenga iibhutsi zesoka nge-R68, izikhuseli-mbande nge-R23 neeglavu zikanopali nge-R41. Zixabisa malini izinto azithengileyo zizonke, kwaye uza kufumana itshintshi yamalini?













Phindi has R200. She buys soccer boots for R68, shin pads for R23 and goalie gloves for R41. What is the total cost of her items and how much change will she get?

4

ingqakumba sphere 	iprizimu eyirekthengile rectangular prism 	isilinda cylinder 	iphiramidi pyramid 	ikhowuni cone 	ityhubhu cube 
---	---	---	--	---	---


Thiya ezi zinto amagama ezinto ezine-3-D.

Name these objects as 3-D objects.

5 Zoba umfanekiso ngezinto ezine-3-D.

Draw a picture using 3-D objects.



IZIBALO
ZENTLOKO
MENTAL MATHS

NDINIKE INANI
ELINGAPHANTSI
GIVE ME LESS THAN

UMDLALO
GAME

UPHUHLISO
LWENGQIQO
CONCEPT DEVELOPMENT

AMAPHEPHA
OKUSEBENZELA
WORKSHEETS

Umdlalo: Imaths ekhawulezayo ngamaKhadi - thabatha
Game: Fast maths with cards - subtract

- Dlalani ngababini.
Play in pairs.
- Veza inani ngoonotsheluzabakho.
Show a number using your flard cards.
- Phosa idayisi - thabatha!
Throw a dice - subtract!
- Phinda kwakhona!
Do it again!



Kufuneka
ndithabathe isi-5.
I must subtract 5.
 $437 - 5 = 432$

I Biyela ngesangqa izakhiwo ezinokwakhiwa ngezinto ezine-3-D kwikholamu yokuqala.

Circle the constructions that can be built using the two 3-D objects in the first column.

2 Tshatisa into ene-3-D nesakhiwo esichanekileyo.

Match the 3-D objects to the correct construction.

3 Fakela umbala kwizinto ezine-3-D ezenza isakhiwo ngasinye.

Colour the 3-D objects that make up each construction.

4 Zeziphi izinto ezine-3-D ozibonayo? Bhala amagama azo.

What 3-D objects can you see? Write the names.

ikhowuni cone		
ityhubhu cube		

Ukuthlekisa izinto ezine-3-D
Comparing 3-D objects

IZIBALO
ZENTLOKO
MENTAL MATHS

NDINIKE INANI
ELINGAPHANTSI
GIVE ME LESS THAN

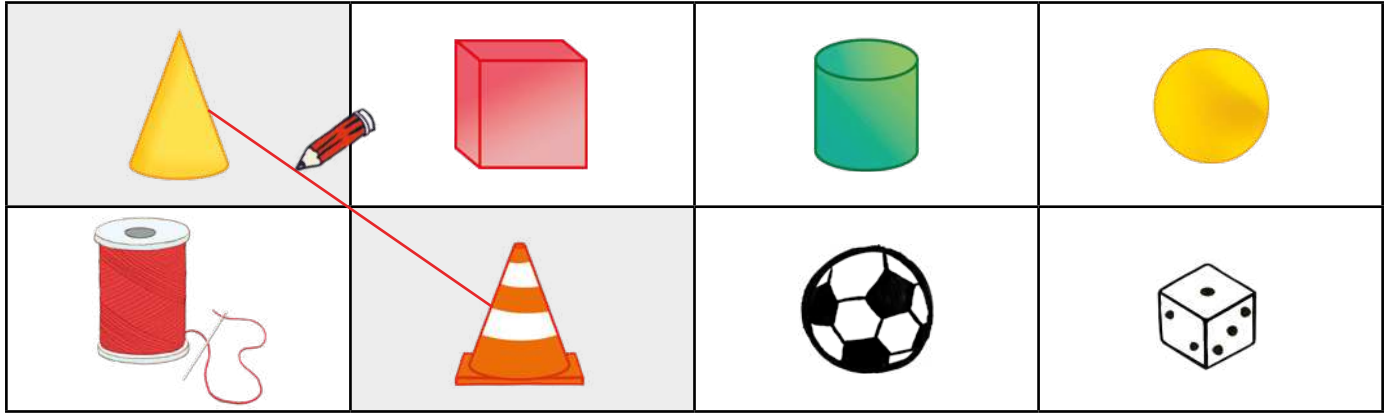
UMDLALO
GAME

UPHUHLISO
LWENGQIQO
CONCEPT DEVELOPMENT

AMAPHEPHA
OKUSEBENZELA
WORKSHEETS

1 Tshatisa izinto ezine-3-D ngokukrwela imigca.

Draw lines to match the 3-D objects.



2 Phawula iisilinda, iibhokisi neebhola ezingasezantsi.

Label the cylinders, boxes and balls below.






3 Khangela eklasini into onokuyizoba kwibhokisi nganye.

Look around the classroom and find an object to draw in each box.

ibhola ball	ibhokisi box	isilinda cylinder




4 Biyela impendulo echanekileyo.

Circle the correct answer.

<p>Itumato imile okwebhola / okwebhokisi / okwesilinda.</p> <p>A tomato is a ball / box / cylinder shape.</p>	
<p>Iglasi yokusela imile okwebhola / okwebhokisi / okwesilinda.</p> <p>A drinking glass is a ball / box / cylinder shape.</p>	
<p>Incwadi imile okwebhola / okwebhokisi / okwesilinda.</p> <p>A book is a ball / box / cylinder shape.</p>	

5 Biyela echanekileyo kwinto nganye.


Circle the correct choices for each object.

isilinda cylinder	ikhowuni cone	ingqakumba sphere
		
uhlobo lomphezulu kind of surface		
umcaba / ugobile / umcaba ukwagobile flat / curved / flat and curved	umcaba / ugobile / umcaba ukwagobile flat / curved / flat and curved	umcaba / ugobile / umcaba ukwagobile flat / curved / flat and curved
iqengqeleka njani how it rolls		
kude / ngomgca othe tse / nakweliphi icala far / in a straight line / any direction	kude / ngomgca othe tse / nakweliphi icala far / in a straight line / any direction	kude / ngomgca othe tse / nakweliphi icala far / in a straight line / any direction



Imilo emcaba iyasongeka yenze umfanekiso obizwa ngokuba yinethi. Thetha neqabane lakho ngezinto ozenzileyo usebenzisa iinethi namhlanje.

A flat shape that can fold up to make a solid figure is called a net. Talk to your partner about the objects you made using nets today.



IZIBALO
ZENTLOKO
MENTAL MATHS

NDINIKE INANI
ELINGAPHANTSI
GIVE ME LESS THAN

UMDLALO
GAME

UPHUHLISO
LWENGQIQO
CONCEPT DEVELOPMENT


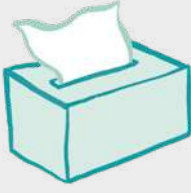






AMAPHEPHA
OKUSEBENZELA
WORKSHEETS



I Zoba umzekelo wento ekhoyo ene-3-D.


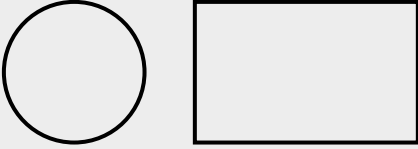




Draw an example of each 3-D object.

Ubuso ngumphozulu omcaba wento ene-3-D.
A face is a flat surface of a 3-D object.

	Thiya igama imilo ene-3-D. Name the 3-D object.	Umzekelo wokwenyani. Real life example.
	iprizim eyirekthengile rectangular prism	 
		
		
		
		
		


2 Zoba iimilo ezine-2-D ezenza iimilo ezine-3-D.

Draw the 2-D shapes that make up the 3-D objects.

3 Zoba umfanekiso ngezinto ezine-3-D neemilo ezine-2-D.

Draw a picture using 3-D objects and 2-D shapes.



IZIBALO
ZENTLOKO
MENTAL MATHS

NDINIKE INANI
ELINGAPHANTSI
GIVE ME LESS THAN

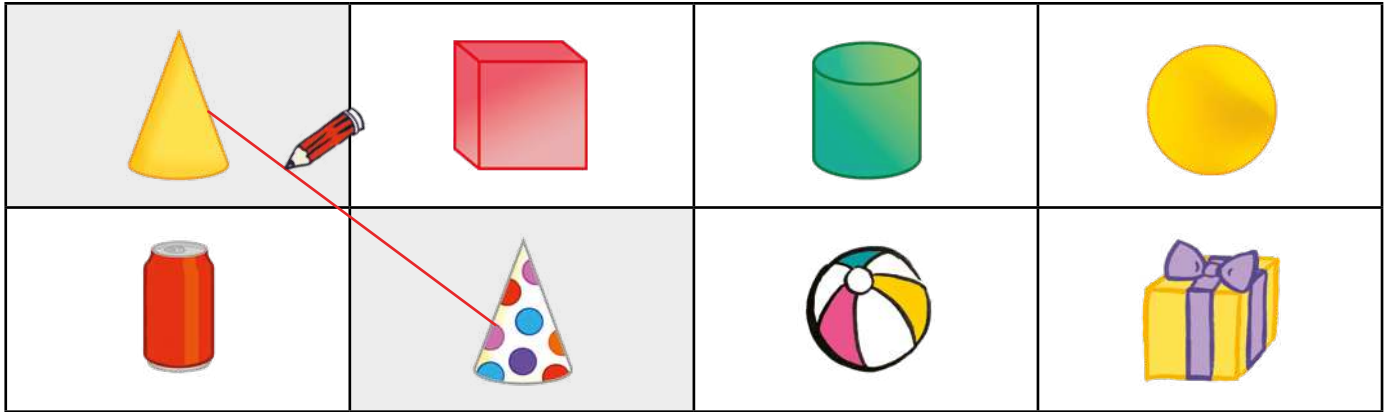
UMDLALO
GAME

UPHUHLISO
LWENGGIYO
CONCEPT DEVELOPMENT

AMAPHEPHA
OKUSEBENZELA
WORKSHEETS

1 Krwela imigca utshatise nezinto ezine-3-D.









Draw lines to match the 3-D objects.



2 Bhala amagama ezi zinto neemilo endaweni echanekileyo ngezantsi.

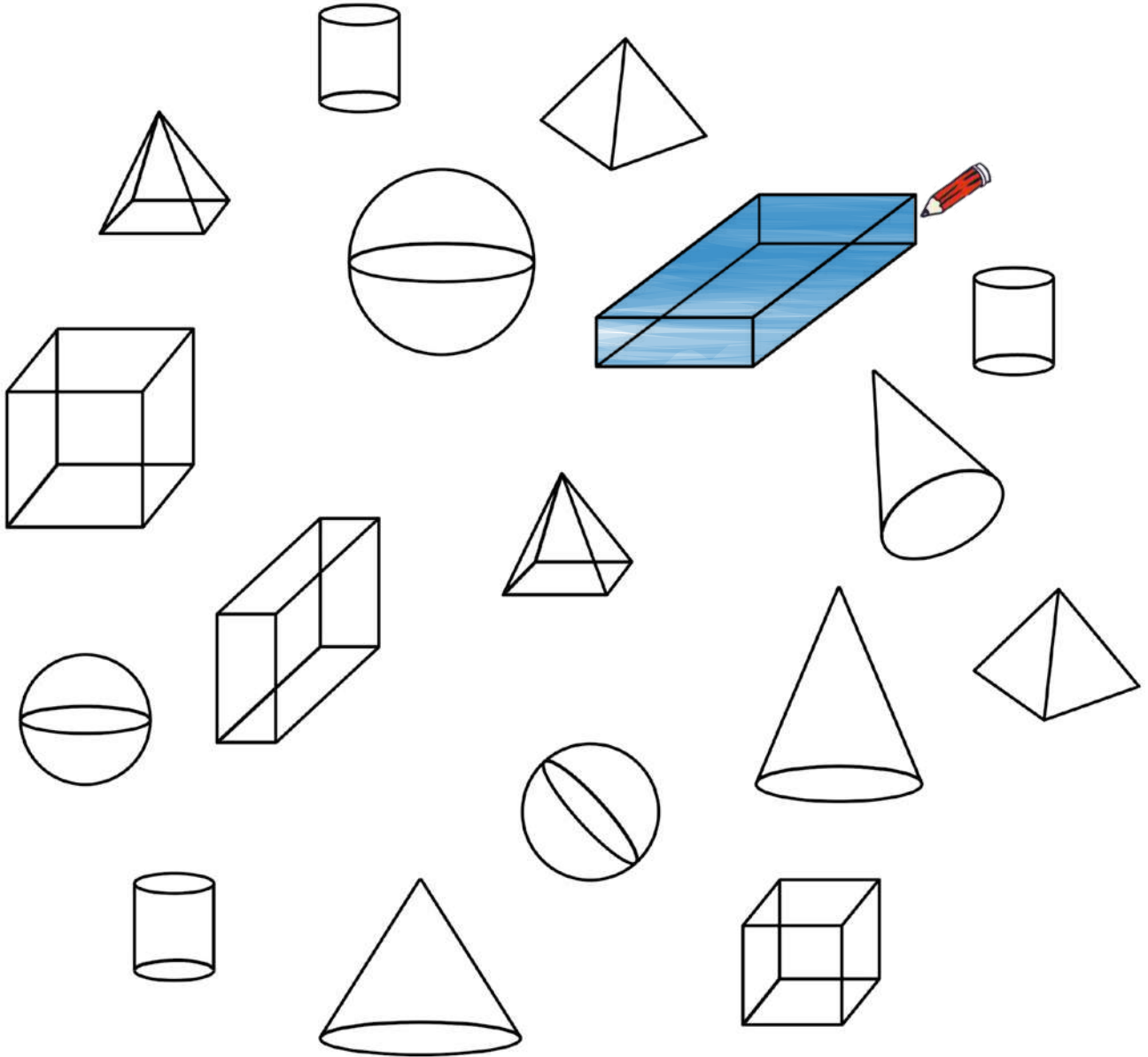
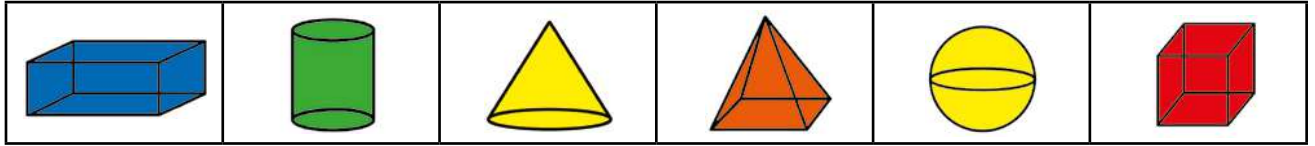
Write the names of these objects and shapes in the right place below.

ingqakumba sphere	isangqa circle	iprizim eyirekthengile rectangular prism	irekthengile rectangle	iphiramidi pyramid	ityhubhu cube	isikwere square	unxantathu triangle
----------------------	-------------------	---	---------------------------	-----------------------	------------------	--------------------	------------------------

			
iprizim eyirekthengile rectangular prism	isangqa circle		
			

3 Fakela umbala kwezi zinto usebenzise le mibala.

Colour the objects using these colours.



4 Bhala amagama ezinto ezine-3-D ozaziyo.

Write the names of the 3-D objects you know.

IPHEPHA LOKUSEBENZELA
WORKSHEET

IPHEPHA LOKUSEBENZELA
WORKSHEET

Masithethe ngeMaths!

Let's talk Maths!

NgesiXhosa sithi:

iibuso

iprizimu

iphiramidi

isilinda

isakhiwo/ulwakhiwo

yakha

In English we say:

faces


prism

pyramid

cylinder

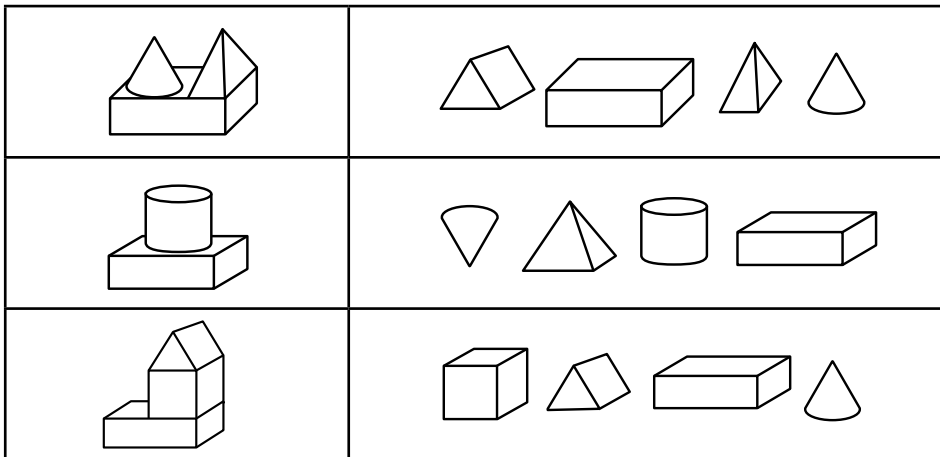
construction

build



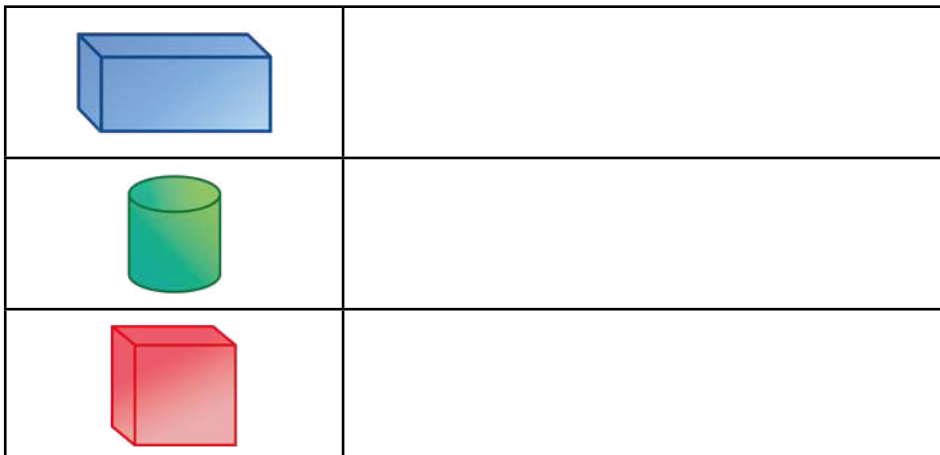
1 Fakela umbala kwizinto ezine-3-D ezenza isakhiwo ngasinye.

Colour the 3-D objects that make up each construction.



2 Zoba iimilo ezine-2-D ezenza izinto ezine-3-D.

Draw the 2-D shapes that make up the 3-D objects.




3 Zoba imifanekiso.

Draw the pictures.

<p>ityhubhu ezinze phezu kwesilinda</p> <p>a cube balancing on a cylinder</p>	<p>ingqakumba ezinze phezu kwesilinda</p> <p>a sphere balancing on a cylinder</p>	<p>isilinda ezinze phezu kwetyhubhu</p> <p>a cylinder balancing on a cube</p>

4 Fakela umbala ozuba kwiiprizimu eziziirekthengile.

Colour the rectangular prisms blue.



Zeziphi ezinye izinto ozibonayo? Zikhangele uze uthethe ngazo neqabane lakho.

What other objects can you see? Find them and talk to your partner about them.



IZIBALO ZENTLOKO
MENTAL MATHS

IMIGUQULWA
INVERSE OPERATIONS

UMDLALO
GAME

AMAPHEPHA
OKUSEBENZELA
WORKSHEETS

Umdlalo: IMaths ekhawulezayo ngamakhadi - dibanisa uze uthabathe
Game: Fast maths with cards - add and subtract

- Yenza isicuku ngamakhadi amanani 0-10.
Place number cards 0 to 10 in a pile.

Place number cards 0 to 10 in a pile.

- Guqula ikhadi elinye.
Flip one card.

Flip one card.

- Ama-20 ungawenza ngezingaphi?
How much to make 20?

How much to make 20?


- Bala ngokukhawuleza!
Yenza ama-30, 40, 50, 60, 90, okanye i-100.
Work fast! Make 30, 40, 50, 60, 90 or 100.

Yenza ama-30, 40, 50, 60, 90, okanye i-100.

Work fast! Make 30, 40, 50, 60, 90 or 100.

- Zama ke ngoku ngokuthabatha! Thabatha kuma-40, 50, 70, 80, nakwi-100.
Now try with subtraction! Subtract from 40, 50, 70, 80 and 100.

Now try with subtraction! Subtract from 40, 50, 70, 80 and 100.



1 Bonisa ngeebloko nangoonotsheluzo.

Show with blocks and flard cards.

30	49	71	105	111	101	110	305	500	490	210	201	354	304
----	----	----	-----	-----	-----	-----	-----	-----	-----	-----	-----	-----	-----

2 Zingaphi?

How much?

 12			


3 Zingaphi?

How much?

 510 15	 406	 270	 5100
 50100	 40060	 709200	 680300

4 Gqibezela isikwere se-100.

Complete the pieces of the 100 square.




	25	
34	35	36
	45	

	49	
--	----	--

	19	
--	----	--

	28	
--	----	--



		56
	65	66
74	75	76

	59	
	69	

		79
	98	

	79	
88		

	36	
		47

	63	
		74

	74	75

	36	
		47

	63	
		74

	74	75


	36	
		47

	63	
		74

	74	75

5 Gqibezela isikwere se-1000.


Complete the pieces of the 1000 square.



280	290	300
380	390	400

350	360	
		470

		390
	480	




	150	
240	250	260
	350	

	270	
	370	

180		200

	270	
	370	

180		200



		250
	340	350
430	440	450

	130	
	230	

		290
	480	

	130	
	230	


		290
	480	

	130	
	230	

		290
	480	


6 Cwangcisa amanani uqale ngelona lincinci uye kwelona likhulu.

Order from smallest to biggest.

195, 302, 714, 317	195, 302, 317, 714 
368, 638, 836, 683	
409, 465, 482, 397	

7 Cwangcisa amanani uqale ngelona likhulu uye kwelona lincinci.

Order from biggest to smallest.

115, 121, 119, 125	125, 121, 119, 115 
423, 432, 342, 344	
210, 340, 304, 200	

IZIBALO
ZENTLOKO
MENTAL MATHS

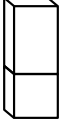
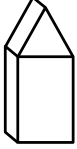
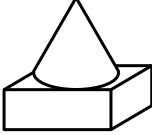
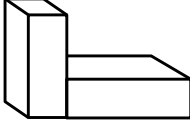
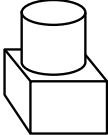
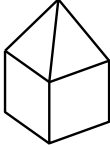
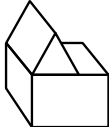
IMIGUQULWA
INVERSE OPERATIONS

UMDLALO
GAME

AMAPHEPHA
OKUSEBENZELA
WORKSHEETS

1 Zeziphi izinto ezine-3-D enizibonayo? Bhala amagama azo.

What 3-D objects can you see? Write the names.

2 Zoba umfanekiso usebenzise izinto ezine-3-D neemilo ezine-2-D.

Draw a picture using 3-D objects and 2-D shapes.

3 Phawula ibhokisi echanekileyo ubonise umgca omfutshane.

Tick the box to show which line is shorter.



Phawula ibhokisi echanekileyo ubonise umgca omde.

Tick the box to show which line is longer.



4 Nika impendulo eziimitha.

Answer the questions in metres.

<p>Ihambe iimitha ezingaphi igusha?</p> <p>How many metres did the sheep travel?</p>		<p>_____ m</p>
<p>Litsibe iimitha ezingaphi isele?</p> <p>How many metres did the frog jump?</p>		<p>_____ m</p>
<p>Zingaphi iimitha ukusuka esikolweni ukuya kowenu?</p> <p>How many metres from the school to your house?</p>		<p>_____ m</p>

5 Linganisela le migca ngerula.

Use a ruler to measure the lines.

	<p>_____ cm</p>		<p>_____ cm</p>
	<p>_____ cm</p>		<p>_____ cm</p>

IZIBALO
ZENTLOKO
MENTAL MATHS

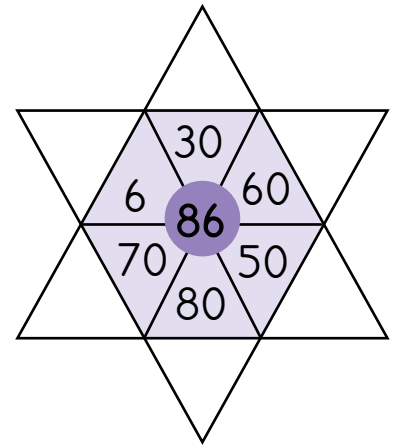
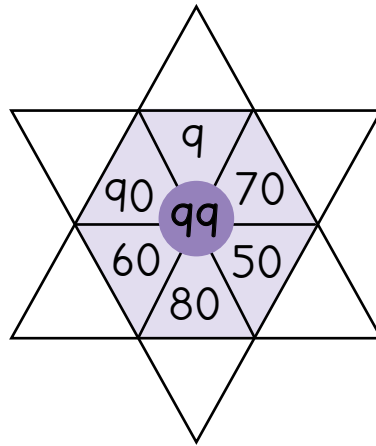
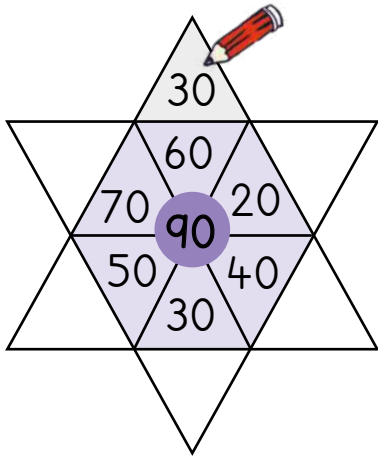
IMIGUQULWA
INVERSE OPERATIONS

UMDLALO
GAME

AMAPHEPHA
OKUSEBENZELA
WORKSHEETS

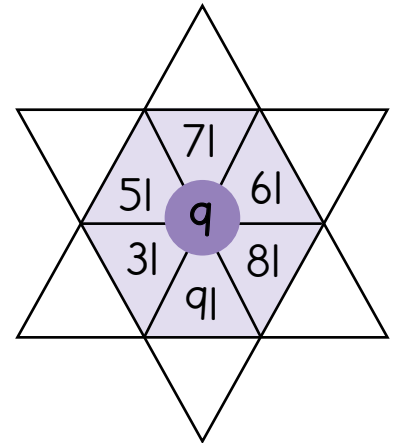
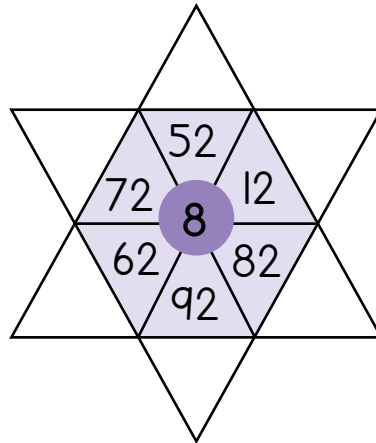
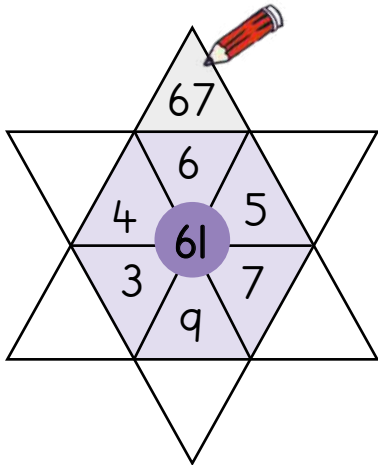
- 1 Thabatha ukuze ufumane amanani angekhoyo kwezi ncam zeenkwenkwezi.

Subtract to find the missing numbers in the points of the star.







- 2 Dibanisa ukuze ufumane amanani angekhoyo kwezi nkwenkwezi.

Add to find the missing numbers in the points of the star.



- 3 Isiphumo sisembindini. Bhala inani elingekhoyo.

The sum is in the middle. Fill in the missing number.



4 Dibanisa isi-2 rhoqo.

Always add 2.

96				
114				

136				
155				

Dibanisa i-10 rhoqo.

Always add 10.

70				
150				

105				
163				

5 Thabatha u-1 rhoqo.

Always subtract 1.

500				
603				

1000				
912				

Thabatha i-10 rhoqo.

Always subtract 10.

120				
230				

333				
425				

Thabatha i-100 rhoqo.

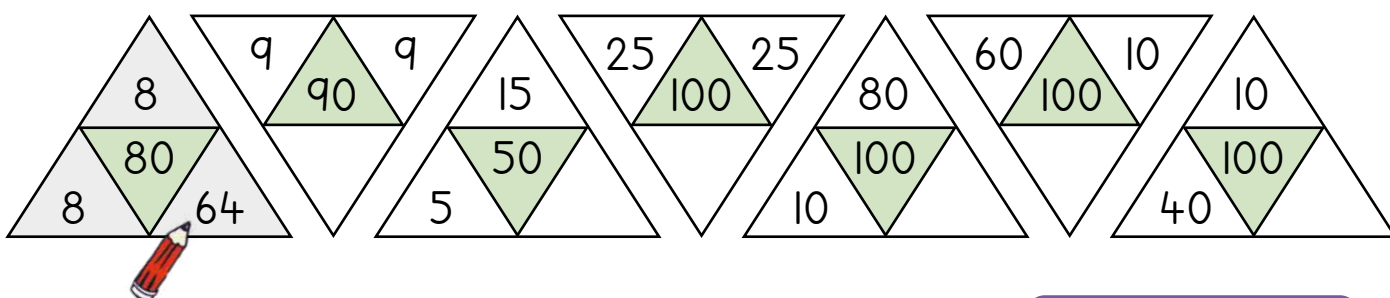
Always subtract 100.

900				
410				

505				
404				

6 Isiphumo sisembindini. Funa inani elingekhoyo.

The sum is in the middle. Find the missing number.



IZIBALO
ZENTLOKO
MENTAL MATHS

IMIGUQULWA
INVERSE OPERATIONS

UMDLALO
GAME

AMAPHEPHA
OKUSEBENZELA
WORKSHEETS

1 Dibanisa uze uthabathe.

Add and subtract.

$6 + 6 = \underline{\quad}$	$12 - 6 = \underline{\quad}$	$4 + 8 = \underline{\quad}$	$7 + 7 = \underline{\quad}$
$14 - 7 = \underline{\quad}$	$7 + 8 = \underline{\quad}$	$8 + 8 = \underline{\quad}$	$18 - 9 = \underline{\quad}$
$13 - 7 = \underline{\quad}$	$9 + 9 = \underline{\quad}$	$16 - 8 = \underline{\quad}$	$13 - 9 = \underline{\quad}$

2 Dibanisa uze uthabathe.

Add and subtract.

$9 + 7 = \underline{\quad}$	$14 - 8 = \underline{\quad}$	$8 + 9 = \underline{\quad}$	$29 + 7 = \underline{\quad}$
$34 - 8 = \underline{\quad}$	$88 + 9 = \underline{\quad}$	$49 + 7 = \underline{\quad}$	$64 - 8 = \underline{\quad}$
$15 - 9 = \underline{\quad}$	$69 + 7 = \underline{\quad}$	$94 - 8 = \underline{\quad}$	$35 - 9 = \underline{\quad}$

3 Dibanisa.

Add.

$18 + \underline{\quad} = 20$	$18 + 6 = \underline{\quad}$	$15 + 20 = \underline{\quad}$	$19 + \underline{\quad} = 20$
$19 + 5 = \underline{\quad}$	$27 + 30 = \underline{\quad}$	$27 + \underline{\quad} = 30$	$27 + 7 = \underline{\quad}$
$36 + 40 = \underline{\quad}$	$36 + \underline{\quad} = 40$	$36 + 8 = \underline{\quad}$	$62 + 20 = \underline{\quad}$

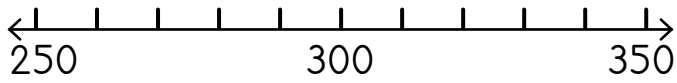
4 Thabatha.

Subtract.

$20 + \underline{\quad} = 40$	$14 - 8 = \underline{\quad}$	$32 - 10 = \underline{\quad}$	$30 - \underline{\quad} = 22$
$22 - 9 = \underline{\quad}$	$46 - 30 = \underline{\quad}$	$50 - \underline{\quad} = 45$	$45 - 7 = \underline{\quad}$
$28 - 20 = \underline{\quad}$	$80 - \underline{\quad} = 72$	$72 - 5 = \underline{\quad}$	$78 - 40 = \underline{\quad}$

5 Dibanisa usebenzise umgcamanani.

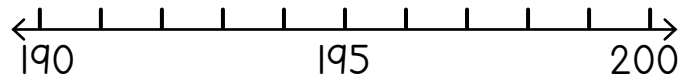
Add using the number line.



$250 + 50 = \underline{\quad}$
$280 + 30 = \underline{\quad}$
$300 + \underline{\quad} = 350$
$330 + \underline{\quad} = 350$

6 Thabatha usebenzise umgcamanani.

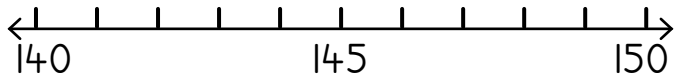
Subtract using the number line.




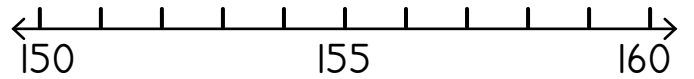
$200 - 3 = \underline{\quad}$
$200 - 7 = \underline{\quad}$
$200 - \underline{\quad} = 195$
$198 - \underline{\quad} = 190$

7 Dibanisa uze uthabathe.

Add and subtract.



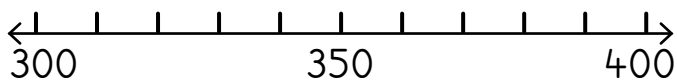
$146 + 2 = \underline{148}$ 
$145 + 4 = \underline{\quad}$
$143 + 7 = \underline{\quad}$
$141 + 9 = \underline{\quad}$




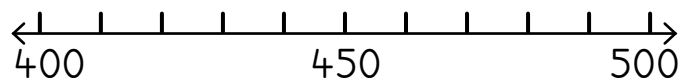
$160 - 2 = \underline{\quad}$
$160 - 5 = \underline{\quad}$
$160 - 8 = \underline{\quad}$
$160 - 10 = \underline{\quad}$

8 Dibanisa uze uthabathe.

Add and subtract.



$310 + 30 = \underline{340}$ 
$340 + 40 = \underline{\quad}$
$360 + 40 = \underline{\quad}$
$320 + 80 = \underline{\quad}$



$490 - 30 = \underline{\quad}$
$480 - 40 = \underline{\quad}$
$500 - 20 = \underline{\quad}$
$500 - 60 = \underline{\quad}$

IZIBALO
ZENTLOKO
MENTAL MATHS

IMIGUQULWA
INVERSE OPERATIONS

UMDLALO
GAME

AMAPHEPHA
OKUSEBENZELA
WORKSHEETS

1 Dibanisa kwiikholam.

Add in columns.

	3	6
+	2	4

	2	5
+	4	6

	1	9
+	1	8

	2	4
+	2	7

	1	8
+	2	3

	1	7
+	4	7

	1	6
+	3	9

	3	8
+	2	9

	2	1
+	2	4

	2	1
+	9	6

	6	6
+		8

	6	4
+	1	7

2 Thabatha ngokweekholam.

Subtract in columns.

	3	2
-	1	3

	4	1
-	2	3

	5	1
-	1	4

	5	5
-	2	6

	7	1
-	3	2

	5	3
-	2	6

	7	0
-	3	2

	6	0
-	1	5

	8	1
-	7	6

	7	2
-	2	5

	9	0
-	8	2

	8	4
-	2	6

3 Bhala amanani kwiikholam uze udibanise.

Write the numbers in columns and add.

$106 + 71 = \underline{\quad}$

$93 + 105 = \underline{\quad}$

$38 + 121 = \underline{\quad}$

4 Bhala amanani kwiikholam uze uthabathe.

Write the numbers in columns and subtract.

$178 - 43 = \underline{\quad}$

$194 - 64 = \underline{\quad}$

$187 - 35 = \underline{\quad}$

5 Dibanisa okanye thabatha.

Add or subtract.

$114 + 26 = \underline{\quad}$	$79 + 108 = \underline{\quad}$	$47 + 137 = \underline{\quad}$
$183 - 51 = \underline{\quad}$	$164 - 32 = \underline{\quad}$	$127 - 89 = \underline{\quad}$

6 Biyela amanani ama-3 athi xa edibene enze inani elingasentla.

Circle 3 numbers that add up to the number at the top.



Izikwere ezili-100

100 square



1	2	3	4	5	6	7	8	9	10
11	12	13	14	15	16	17	18	19	20
21	22	23	24	25	26	27	28	29	30
31	32	33	34	35	36	37	38	39	40
41	42	43	44	45	46	47	48	49	50
51	52	53	54	55	56	57	58	59	60
61	62	63	64	65	66	67	68	69	70
71	72	73	74	75	76	77	78	79	80
81	82	83	84	85	86	87	88	89	90
91	92	93	94	95	96	97	98	99	100



Isikwere se-1000

1000 square



10	20	30	40	50	60	70	80	90	100
110	120	130	140	150	160	170	180	190	200
210	220	230	240	250	260	270	280	290	300
310	320	330	340	350	360	370	380	390	400
410	420	430	440	450	460	470	480	490	500
510	520	530	540	550	560	570	580	590	600
610	620	630	640	650	660	670	680	690	700
710	720	730	740	750	760	770	780	790	800
810	820	830	840	850	860	870	880	890	900
910	920	930	940	950	960	970	980	990	1000

Amagama amanani



Number names

1	nye one
2	mbini two
3	ntathu three
4	ne four
5	ntlanu five
6	ntandathu six
7	sixhenxe seven
8	sibhozo eight
9	lithoba nine
10	ishumi ten

11	ishumi elinanye eleven
12	ishumi elinesibini twelve
13	ishumi elinesithathu thirteen
14	ishumi elinesine fourteen
15	ishumi elinesihlanu fifteen
16	ishumi elinesithandathu sixteen
17	ishumi elinesixhenxe seventeen
18	ishumi elinesibhozo eighteen
19	ishumi elinethoba nineteen
20	amashumi amabini twenty



Amagama amanani

Number names



10	ishumi ten
20	amashumi amabini twenty
30	amashumi amathathu thirty
40	amashumi amane forty
50	amashumi amahlanu fifty
60	amashumi amathandathu sixty
70	amashumi asixhenxe seventy
80	amashumi asibhozo eighty
90	amashumi alithoba ninety
100	ikhulu elinye one hundred





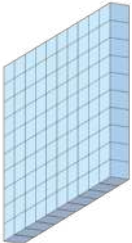
Amagama amanani

Number names



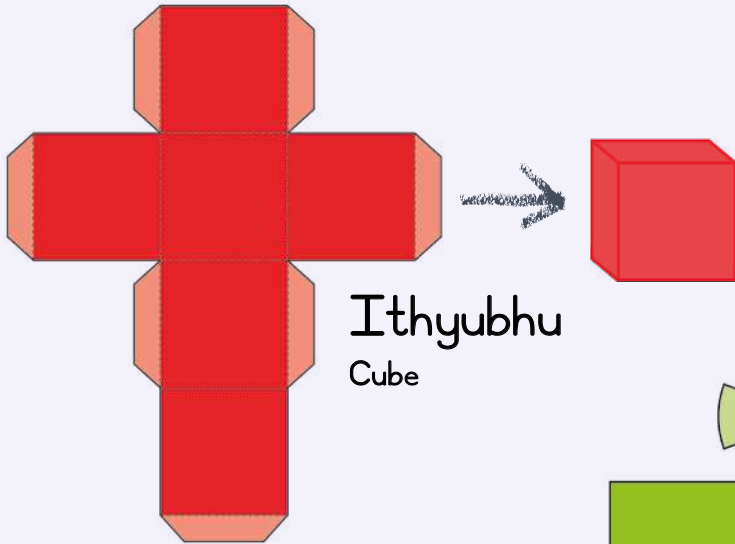
100	ikhulu elinye one hundred
200	amakhulu amabini two hundred
300	amakhulu amathathu three hundred
400	amakhulu amane four hundred
500	amakhulu amahlanu five hundred
600	amakhulu amathandathu six hundred
700	amakhulu asixhenxe seven hundred
800	amakhulu asibhozo eight hundred
900	amakhulu alithoba nine hundred
1000	iwaka elinye one thousand



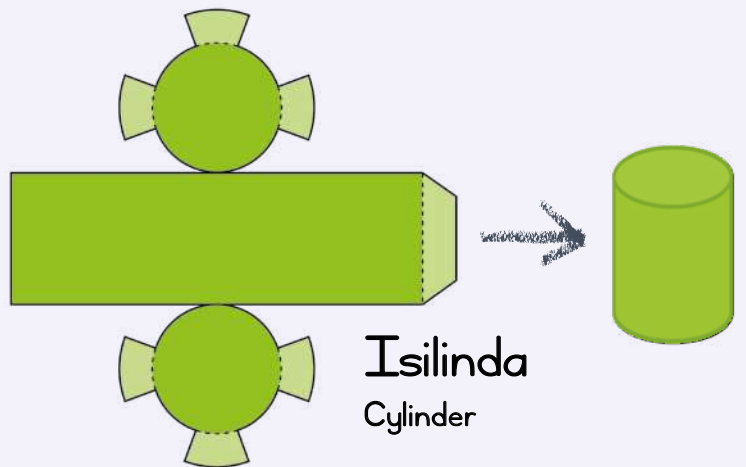
 <p>imivo ones</p>	
 <p>amashumi tens</p>	
 <p>amakhulu hundreds</p>	

Sika, songa kwimigca echokoziweyo uze udibanise.

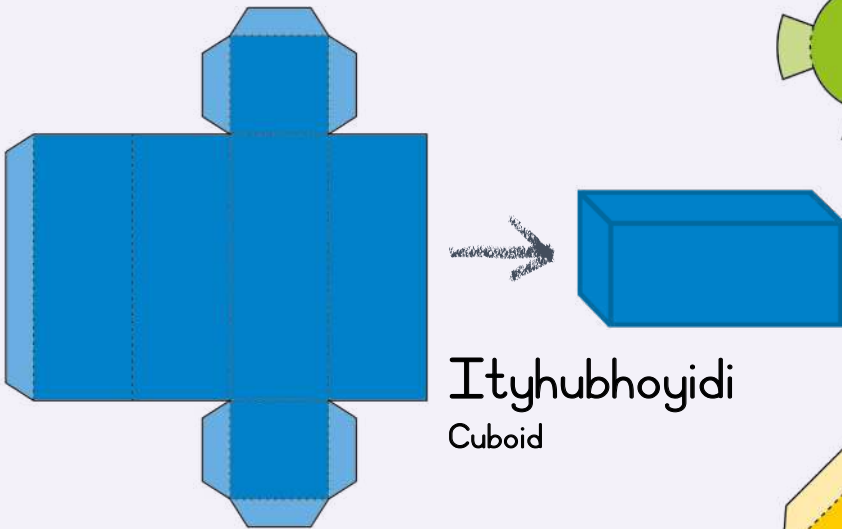
Cut out, fold on the dotted lines and stick together.



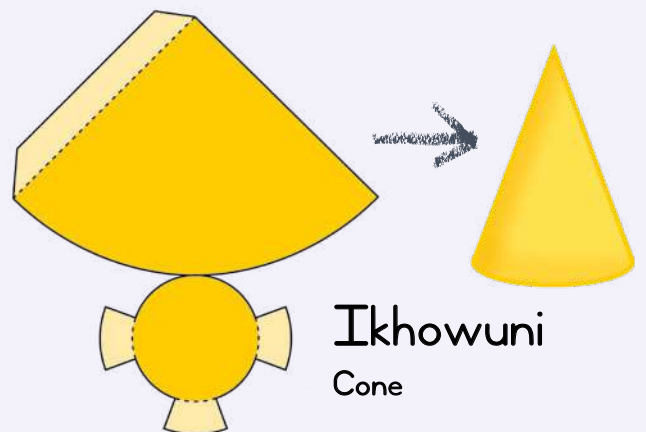
Ithyubhu
Cube



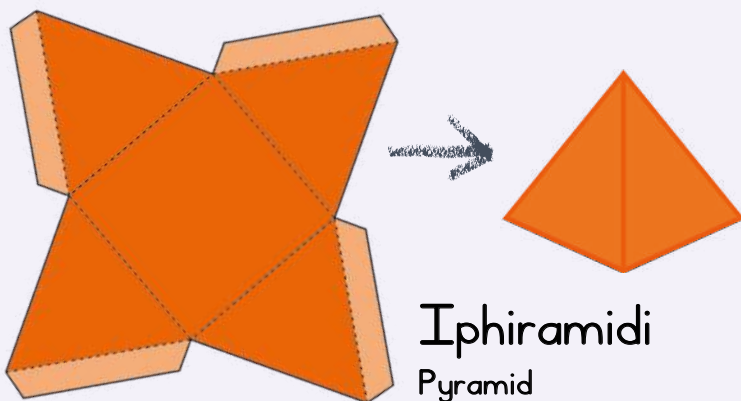
Isilinda
Cylinder



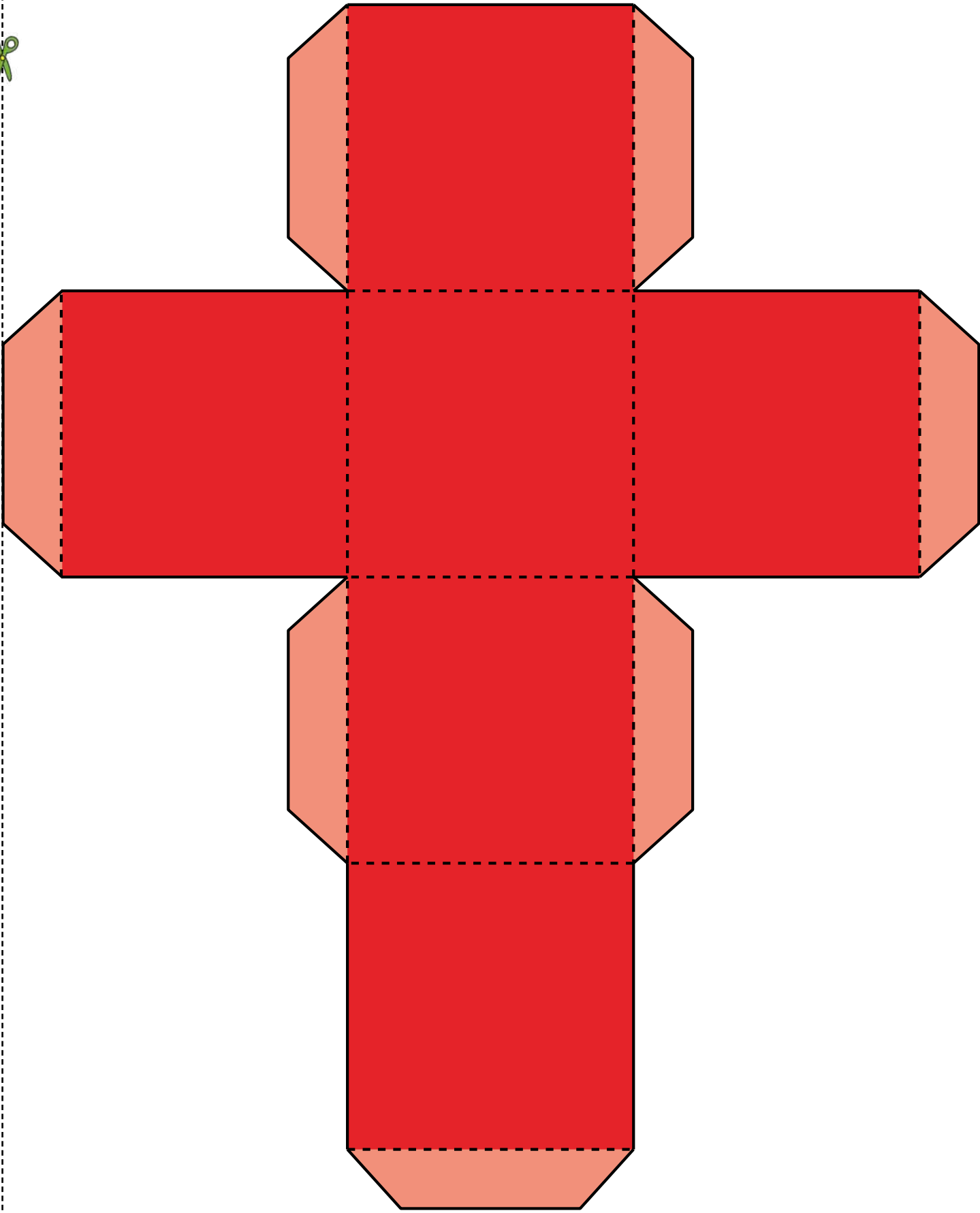
Ityhubhoyidi
Cuboid

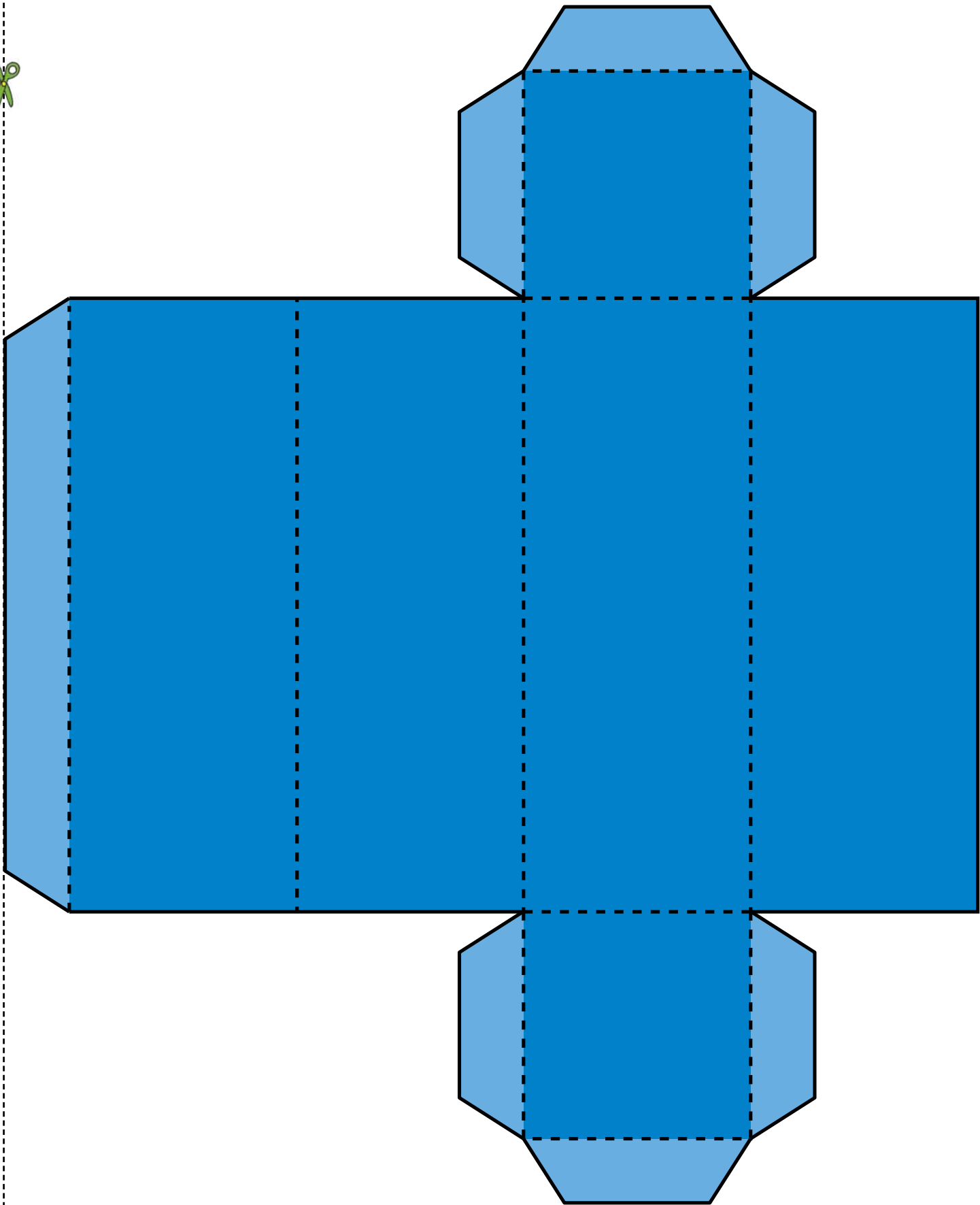


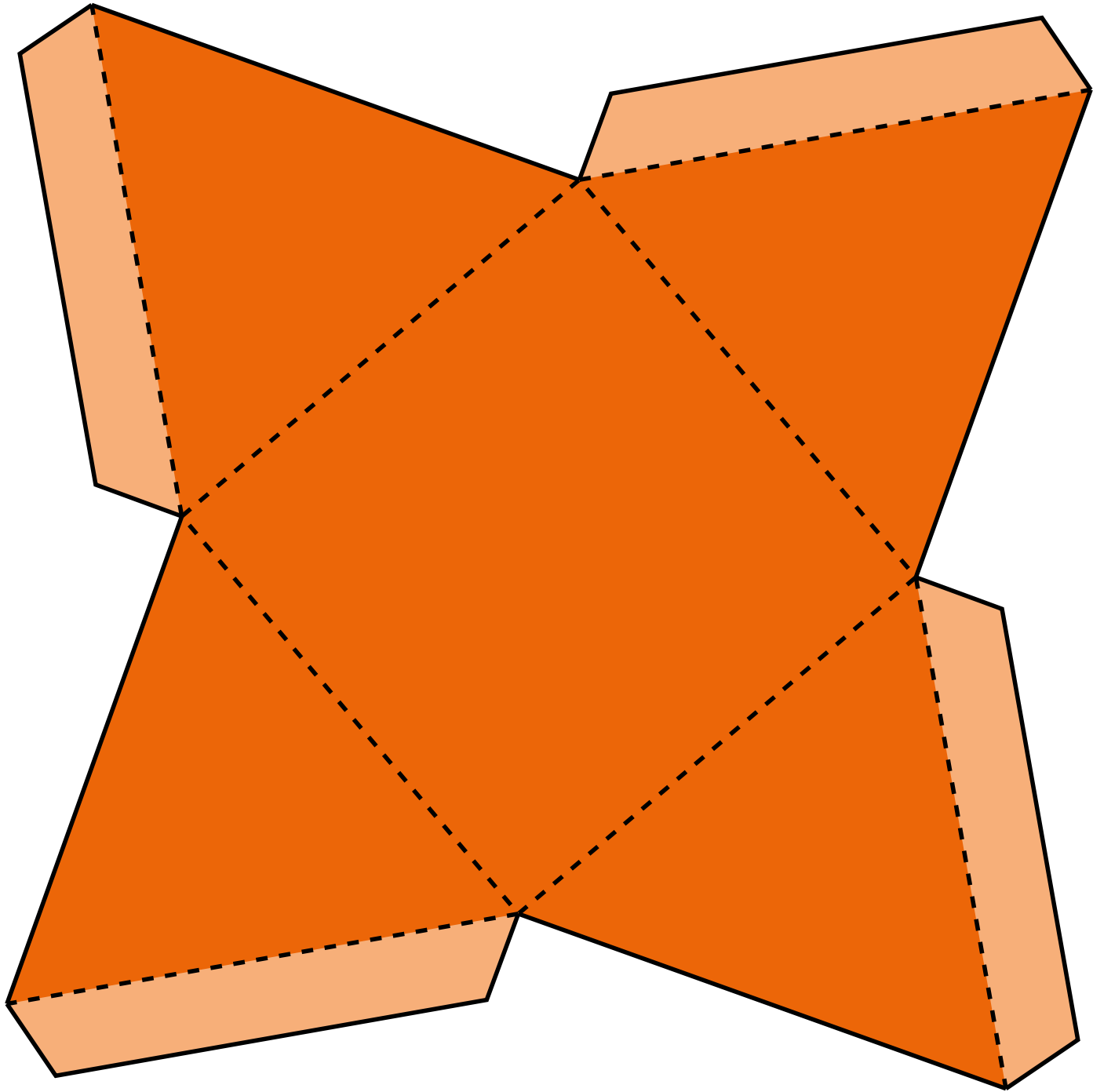
Ikhawuni
Cone

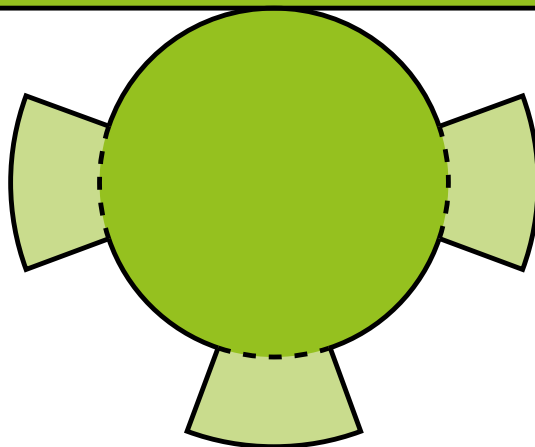

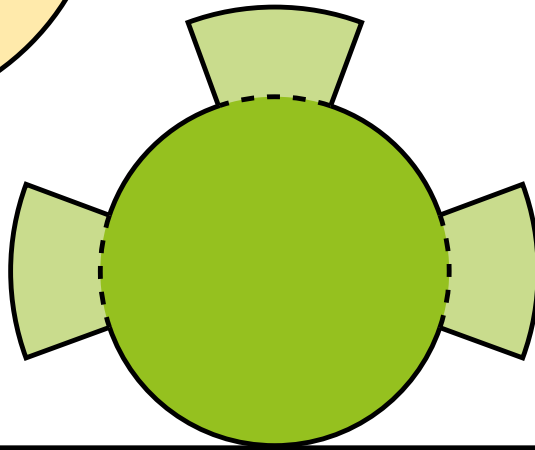



Iphiramidi
Pyramid











Bala Wande

Calculating with Confidence



VERSION 3.0