

IMathematika

Mathematics


2

Ikota 2 : Term 2

$$3 + 2 + 5 = 10$$

$$4 + 6 = 10$$

$$10 + 10 = 20$$





Ikota 2 : Term 2



**Bala
Wandé**

Calculating with Confidence

IMathematika

Mathematics

INcwadi Yomfundi Yomsebenzi
Learner Activity Book

IsiXhosa : English

Le ncwadi sisiqhamo sentsebenziswano phakathi kweqela elibizwa ngokuba yi *Bala Wandé-Magic Classroom Collective team* kunye neqela lokuqinisekisa elenziwe ngabantu-ngabantu abakwiiyunivesithi eziliqela ezahlukileyo, imibutho engalawulwa ngurhulumente (NGOs) esebenza ngemathematika kwakunye neSebe leMfundo esiSiseko. Ezi zixhobo zokufunda zithathela kwiincwadi zemisebenzi eziqulunqwe liSebe leMfundo esiSiseko nakuphindaphindo lwezicwangciso zezifundo (GPLMS, Jika iMfundo, NECT neTMU). Iibhokisi zezixhobo zokusebenza ngobuchule zeBala Wandé zayilwa ngokucebisana nabakwaJade Education. Ezi bhokisi zinezixhobo zodidi oluphezulu eziyinxalenye ebalulekileyo yenkqubo yokufundisa nokufunda.

The development of this workbook was carried out by the collaborative *Bala Wandé-Magic Classroom Collective team* in consultation with a reference team made up of individuals from several universities, mathematics NGOs and the Department of Basic Education. These materials draw on the DBE workbooks and existing iterations of lesson plans (GPLMS, Jika iMfundo, NECT and TMU). The Bala Wandé manipulative boxes were designed in consultation with Jade Education. The boxes provide high quality materials which are an integral part of the teaching and learning programme.

Artists: Mary-Anne Hampton and Angie Bowring

www.fundawande.org

ISBN: 978-1-991225-28-3

Version 3.0: 2025



Anyone is free to **share** (copy and redistribute the material in any medium or format) or **adapt** (remix, transform and build on the material for any purpose), provided that you credit the work as follows: *Bala Wandé, IMathematika INcwadi Yomfundi Yomsebenzi, IBanga 2, Ikota 2, CC BY 4.0.*

You may not add terms or measures that legally restrict others from doing anything the licence permits.

For more information: <https://creativecommons.org/licenses/by/4.0/>

ISIQULATHO : CONTENTS

IVEKI 1 • MANGAPHI AMA-10? BANGAPHI OO-1 WEEK 1 • HOW MANY 10S? HOW MANY 1S?.....	2
USUKU 1 • DAY 1 Ukucazulula amanani abe ngama-10 noo-1 Breaking down numbers into 10s and 1s.....	2
USUKU 2 • DAY 2 Ukucazulula amanani abe ngama-10 noo-1 Breaking down numbers into 10s and 1s.....	4
USUKU 3 • DAY 3 Mangaphi ama-10? Bangaphi oo-1? How many 10s? How many 1s?.....	6
USUKU 4 • DAY 4 Ama-10 noo-1 10s and 1s.....	8
USUKU 5 • DAY 5 Uqukaniso Consolidation	10
IVEKI 2 • UKUZOBA AMA-10 WEEK 2 • DRAWING 10S.....	12
USUKU 1 • DAY 1 Ama-10 noo-1 10s and 1s.....	12
USUKU 2 • DAY 2 Amanani ukuya kwi-100 Numbers to 100.....	14
USUKU 3 • DAY 3 Amanani ukuya kwi-100 Numbers to 100.....	16
USUKU 4 • DAY 4 Ama-10 noo-1 10s and 1s.....	18
USUKU 5 • DAY 5 Uqukaniso Consolidation	20
IVEKI 3 • UKUDIBANISA NOKUTHABATHA KWI-100	
WEEK 3 • ADDING AND SUBTRACTING TO 100	22
USUKU 1 • DAY 1 Ukudibanisa ama-10 Adding 10s.....	22
USUKU 2 • DAY 2 Ukuthabatha ama-10 Subtracting 10s	24
USUKU 3 • DAY 3 Ukudibanisa oo-1 kumanani amakhulu Adding 1s in bigger numbers.....	26
USUKU 4 • DAY 4 Ukuthabatha oo-1 kumanani amakhulu Subtracting 1s in bigger numbers.....	28
USUKU 5 • DAY 5 Uqukaniso Consolidation	30
IVEKI 4 • UKUPHINDAPHINDA KUMALUNGA NAMAQELA ALINGANAYO	
WEEK 4 • MULTIPLICATION IS ABOUT EQUAL GROUPS	32
USUKU 1 • DAY 1 Amaqela oo-2 Groups of 2.....	32
USUKU 2 • DAY 2 Ukuphinda kabini Doubling	34
USUKU 3 • DAY 3 Amaqela e-10 Groups of 10.....	36
USUKU 4 • DAY 4 Amaqela ezi-5 Groups of 5.....	38
USUKU 5 • DAY 5 Uqukaniso Consolidation	40
IVEKI 5 • UKUDIBANISA NOKUTHABATHA NGEMIGCAMANANI	
WEEK 5 • ADDING AND SUBTRACTING WITH NUMBER LINES.....	42
USUKU 1 • DAY 1 Ukudibanisa nokuthabatha oo-1 kumanani amakhulu Adding and subtracting 1s in bigger numbers.....	42
USUKU 2 • DAY 2 Ukudibanisa nokuthabatha oo-1 kumanani amakhulu Adding and subtracting 1s in bigger numbers.....	44
USUKU 3 • DAY 3 Masidibanise ngokukhawuleza! Let's add more quickly!.....	46
USUKU 4 • DAY 4 Masithabathe ngokukhawuleza! Let's subtract more quickly!.....	48
USUKU 5 • DAY 5 Uqukaniso Consolidation	50
IVEKI 6 • UBUNZIMA WEEK 6 • MASS.....	52
USUKU 1 • DAY 1 Ukuthelekisa ubunzima Comparing mass.....	52
USUKU 2 • DAY 2 Ukuthelekisa ubunzima Comparing mass.....	54
USUKU 3 • DAY 3 Ukulinganisela ubunzima Measuring mass.....	56
USUKU 4 • DAY 4 Ukulinganisela ubunzima Measuring mass.....	58
USUKU 5 • DAY 5 Uqukaniso Consolidation	60

IVEKI 7 • IIMILO EZINEMILINGANISELO EMI-2 WEEK 7 • 2-D SHAPES.....	62
USUKU 1 • DAY 1 Ukuthiya iimilo ezine-2D Naming 2-D shapes.....	62
USUKU 2 • DAY 2 Iimilo ezine-2D 2-D shapes.....	64
USUKU 3 • DAY 3 IiThengrem Tangrams.....	66
USUKU 4 • DAY 4 Iimilo ezine-2D 2-D shapes.....	68
USUKU 5 • DAY 5 Uqukaniso Consolidation	70
IVEKI 8 • AMAQHEZU WEEK 8 • FRACTIONS.....	72
USUKU 1 • DAY 1 Iziqingatha (iihafu) Halves.....	72
USUKU 2 • DAY 2 Iikota nesinye esithathwini Quarters and thirds.....	74
USUKU 3 • DAY 3 Izihlanu nezithandathu Fifths and sixths	76
USUKU 4 • DAY 4 Amaqhezu ento epheleleyo Fractions of a whole.....	78
USUKU 5 • DAY 5 Uqukaniso Consolidation	80
IVEKI 9 • UKUHLELA NOKWABA WEEK 9 • GROUPING AND SHARING.....	82
USUKU 1 • DAY 1 Ulwabiwo phakathi kwaba-2 Sharing between 2.....	82
USUKU 2 • DAY 2 Ulwabiwo olunentsalela Sharing with a remainder	84
USUKU 3 • DAY 3 Ukuhlela Grouping.....	86
USUKU 4 • DAY 4 Ukuhlela olunentsalela Grouping with a remainder.....	88
USUKU 5 • DAY 5 Uqukaniso Consolidation	90
IVEKI 10 • UHLAZIYO WEEK 10 • REVISION.....	92
USUKU 1 • DAY 1 Ama-10 nemivo 10s and 1s.....	92
USUKU 2 • DAY 2 Ukudibanisa nokuthabatha ukuya kwi-100 Adding and subtracting up to 100.....	94
USUKU 3 • DAY 3 Phinda kabini uze wahlule kubini Double and half	96
USUKU 4 • DAY 4 Amaqela ezi-5 nama-10 Groups of 5 and 10.....	98
USUKU 5 • DAY 5 Amaqhezu nolwabiwo Fractions and sharing.....	100
IZIXHOBO ZOKUFUNDA RESOURCES.....	102
Uphatho lwedatha: igrafu zemifanekiso Data handling: pictograph	102
Iimilo ezine-2D 2-D shapes.....	103
Iithengrem Tangram	105
Imicwe yamaqhezu Fraction strips.....	107



Ukusebenzisa incwadi yemisebenzi yabafundi yeBala Wande

Le ncwadi yemisebenzi yabafundi inemisebenzi elungiselelwe iintsuku ezingama-50 zokufundisa kwikota yesi-2. Kukho imisebenzi yophuhliso lwengqiqo, imisebenzi yomfundi ngamnye kwakunye nemidlalo apho abafundi baya kudlala ngababini okanye ngokwamaqela. Iimpendulo zale misebenzi zingabhalwa kwakule ncwadi.

Imisebenzi ekule ncwadi ibhalwe ngeelwimi ezimbini. Siyathemba ukuba ukusebenzisa iilwimi ezimbini kuya kubanceda abafundi bafunde baze bawaqhele amagama emathematika ngolwimi lwabo lwasekhaya nangesiNgesi. Ukwenza njalo kuya kubaxhobisa bakulungele ukufunda imathematika ubomi babo bonke.

Ukuba abafundi bathi gqolo ukwenza imisebenzi yabo yonke imihla ngazo zonke iikota, baya kuyigqiba yonke ikharithyulam yemathematika yonyaka. Siyathemba ukuba le misebenzi ilapha iya kuba yindlela enoyolo yokubanceda ekufumaneni ulwazi lwemathematika olusisiseko.

Ukuqala kosuku ngalunye olutsha kuboniswe ngebhanile eluhlaza.

IVEKI • WEEK

1

USUKU 1 • DAY 1

Ukuboniswa kwamanani

Representation of numbers

Ngezantsi kwebhanile kukho iflowutshathi eshwankathela ukulandelelana kwemisebenzi yolo suku.







Izibalo zentloko ziya kuba ngumsebenzi wokuqala yonke imihla. Lo msebenzi uya kukhokelwa ngutitshala.

Onke amanye amaphepha asencwadini alungiselelwe abafundi ukuba basebenzele kuwo ngokunokwabo okanye ngokwamaqela kodwa bekhokelwa kwaye bencediswa ngutitshala. La maphepha ingangamaphepha okusebenzela okanye imidlalo eyenzelwe ukubethelela isigama esifundiswe ngolo suku. Imidlalo iboniswe ngokusebenzisa iikhathuni okanye oopopayi ukubonisa indlela omawudlalwe ngayo umdlalo.

2 Bonisa inani ngokusebenzisa amachokoza, izinti zokubala, iisimboli kunye namagama.

Show the number using dots, tallies, symbols and words.

		
		<p>6</p>
<p>thandathu six</p>		

Yonke imiyalelo neenkukacha zinikwe ngesiXhosa nangenguqulelo yesiNgesi ngezantsi.

Amaphepha emisebenzi yomfundi anemizekelo esele yenziwe (iboniswa ngombala ongwevu nangepenisile ebomvu).

Usuku lwesi-5 lweveki nganye lulungiselelwe uqukaniso novavanyo.

Using the Bala Wande Learner Activity Book

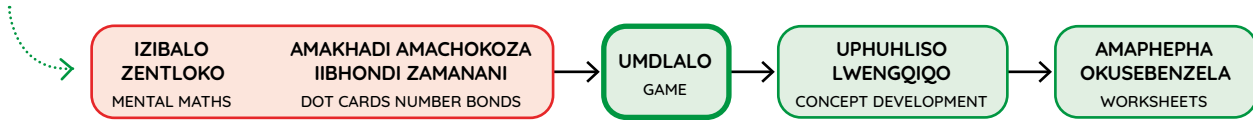
This Learner Activity Book has activities planned for 50 days of teaching in Term 2. There are concept development activities, individual learner activities and games for learners to play in pairs and groups. Answers to the activities can be written in this book.

The material is presented using a bilingual format. We hope that presenting the activities in two languages will help learners to become familiar with maths words in both their home language and in English. This will equip them for lifelong learning of maths.

If learners work systematically through these workbook-style activities every day and every term, they will cover the whole maths curriculum for the year. We hope that these activities will be a fun way to help them acquire foundational maths knowledge.

The start of each new day is shown with a green banner.

Underneath the banner is a flow diagram that summarises the sequence of activities for the day.



Mental Maths is the first activity every day. The teacher will lead this activity.

All the other pages in the book are for learners to work on independently or in groups with guidance and support from the teacher. They may be worksheets or games, for consolidation of the concepts covered that day. Games are presented using cartoons of learners to show how the game should be played.

2 Bonisa inani ngokusebenzisa amachokoza, izinti zokubala, iisimboli kunye namagama.

Show the number using dots, tallies, symbols and words.

		6
thandathu six		

All instructions and information are given in isiXhosa with an English translation below.

Learner worksheets have a worked example (indicated by the grey background and the red pencil).

Day 5 of each week is planned for consolidation and assessment.

IZIBALO
ZENTLOKO
MENTAL MATHS

I-1 NGAPHEZULU/
I-1 NGAPHANTSI
1 MORE / 1 LESS

UMDLALO
GAME


UPHUHLISO
LWENGIQO
CONCEPT DEVELOPMENT

AMAPHEPHA
OKUSEBENZELA
WORKSHEETS

Umdlalo: Mangaphi ama-10? Bangaphi oo-1?

Game: How many 10s? How many 1s?

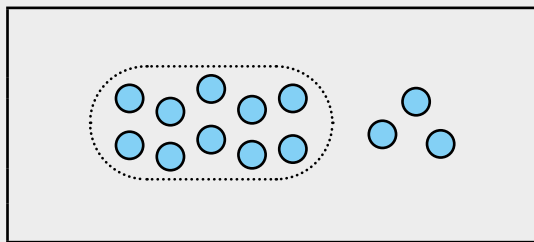
- Sebenzani ngababini ngeebloko zenu.
Work in pairs with your blocks.
- Yakha inani ngeebloko zakho.
Build the number using your blocks.
- Mangaphi amashumi?
Mingaphi imivo?
How many tens? How many ones?
- Ngubani inani?
What number?



1 Rhangqa amaqela e-10.
Ngubani elo nani?

Circle groups of 10. What is the number?

**Xa ubona inani
jonga amashumi!**
When you see
a number, look for
the tens!



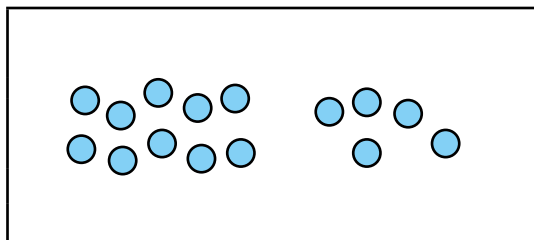
Mangaphi ama-10? 1

How many 10s? 1

Bangaphi oo-1? 3

How many 1s? 3

13

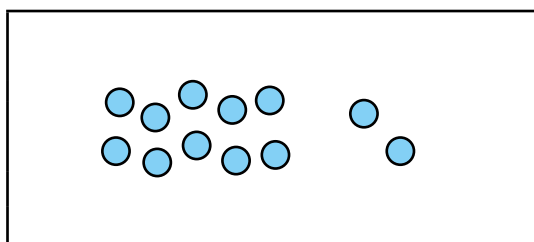


Mangaphi ama-10? _____

How many 10s? _____

Bangaphi oo-1? _____

How many 1s? _____



Mangaphi ama-10? _____

How many 10s? _____

Bangaphi oo-1? _____

How many 1s? _____

2

Rhangqa amashumi. Ngubani inani?

Circle the tens. What is the number?

		<p>Mangaphi ama-10? <u>1</u></p> <p>How many 10s? <u>1</u></p> <p>Bangaphi oo-1? <u>4</u></p> <p>How many 1s? <u>4</u></p> <p><u>10</u> + <u>4</u> = <u>14</u></p>
		<p>Mangaphi ama-10? _____</p> <p>How many 10s? _____</p> <p>Bangaphi oo-1? _____</p> <p>How many 1s? _____</p> <p>_____ + _____ = _____</p>



Ndiyakwazi ukwakha amanani ngeetyhubhu. Ndiyakwazi ukuzoba amanani ngamachokoza. Ndenza amaqela ama-10 ngalo lonke ixesha.

I can build numbers with cubes. I can draw numbers with dots. I always make groups of 10.



3

Cazulula inani libe ngama-10 noo-1.

Break down the number into 10s and 1s.

$16 = 10 + 6$	$17 = \underline{\hspace{2cm}}$
$19 = \underline{\hspace{2cm}}$	$12 = \underline{\hspace{2cm}}$

Cazulula inani libe ngama-10 noo-1. Bhala isivakalisi manani. Beka ama-10 kuqala.

Break down the number into 10s and 1s. Write a number sentence. Put the 10s first.

4

Bala!

Calculate!

$10 + \underline{\hspace{1cm}} = 11$	$10 + \underline{\hspace{1cm}} = 14$	$10 + \underline{\hspace{1cm}} = 17$
$10 + \underline{\hspace{1cm}} = 12$	$10 + \underline{\hspace{1cm}} = 15$	$10 + \underline{\hspace{1cm}} = 18$

Ukucazulula amanani abe ngama-10 noo-1

Breaking down numbers into 10s and 1s

IZIBALO
ZENTLOKO
MENTAL MATHS

ZI-2 NGAPHEZULU/
ZI-2 NGAPHANTSI
2 MORE/2 LESS


UMDLALO
GAME

UPHUHLISO
LWENGQIQQO
CONCEPT DEVELOPMENT

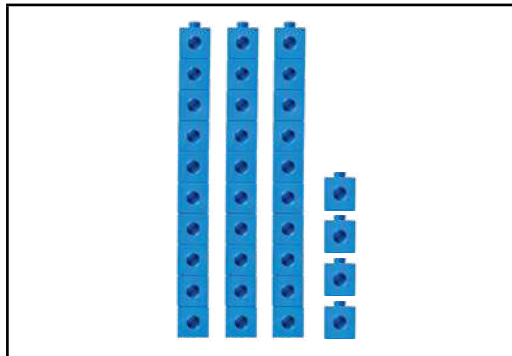
AMAPHEPHA
OKUSEBENZELA
WORKSHEETS



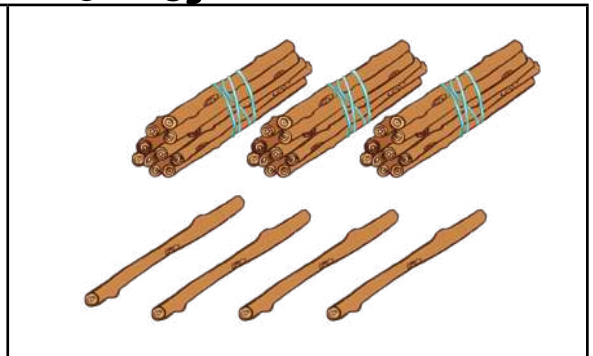
Xa ndidibana nenani ndiyabuza,
"Mangaphi ama-10? Bangaphi
oononye okanye imivo?"
When I meet a number,
I ask, "How many tens?
How many ones?"



Ndiyakwazi ukwakha
amanani ndisebenzisa
iityhubhu.
I can build numbers
using cubes.

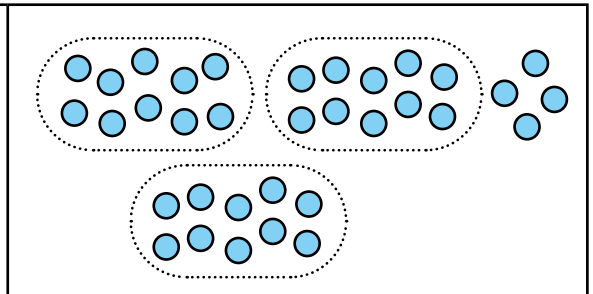
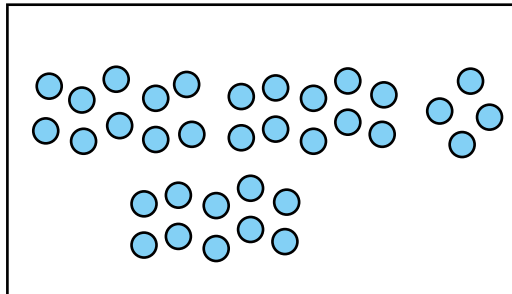


ngamashumi
amathathu anesine
thirty four



ngamashumi
amathathu anesine
thirty four

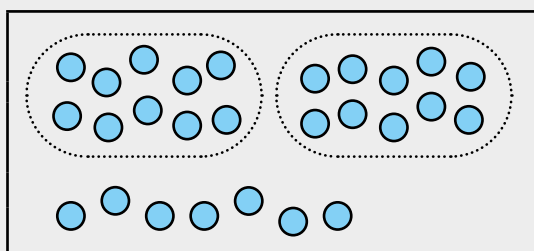
Xa ndizoba,
ndirhangqa ishumi
ngalinye!
When I draw,
I circle each ten!



ngamashumi
amathathu anesine
thirty four

1 Rhanga amaqela amashumi. Ngubani inani?

Circle groups of 10. What is the number?



Mangaphi ama-10? 2

How many 10s? 2

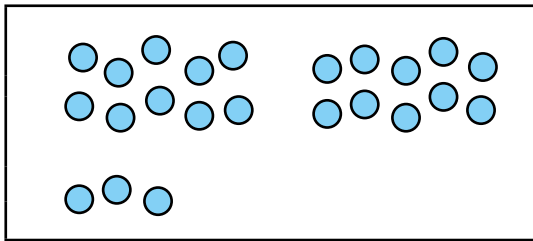
Bangaphi oo-1? 7

How many 1s? 7

27

ngamashumi amabini anesixhenxe

two tens seven ones



Mangaphi ama-10? _____

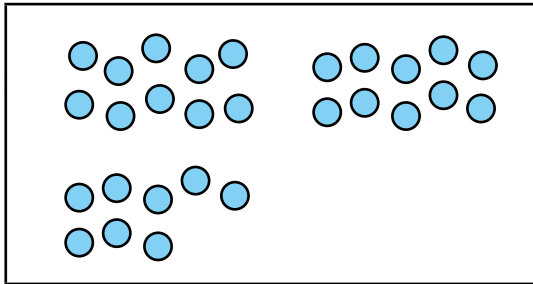
How many 10s? _____

Bangaphi oo-1? _____

How many 1s? _____

ngamashumi ama _____ anesi _____

_____ tens _____ ones



Mangaphi ama-10? _____

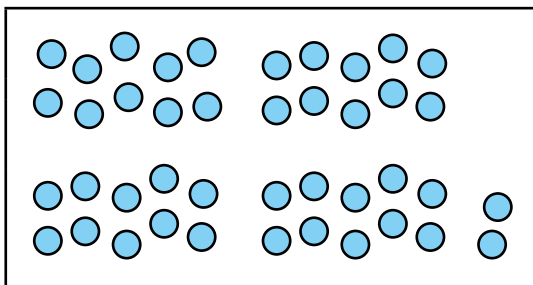
How many 10s? _____

Bangaphi oo-1? _____

How many 1s? _____

ngamashumi ama _____ anesi _____

_____ tens _____ ones



Mangaphi ama-10? _____

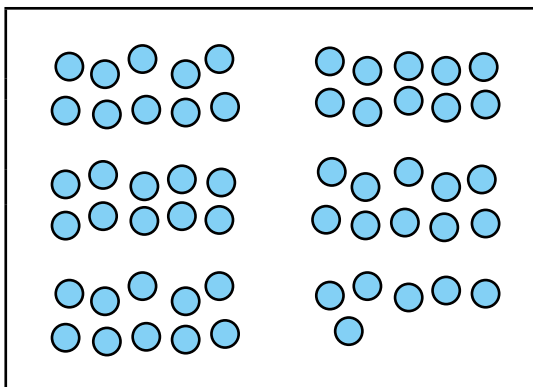
How many 10s? _____

Bangaphi oo-1? _____

How many 1s? _____

ngamashumi ama _____ anesi _____

_____ tens _____ ones



Mangaphi ama-10? _____

How many 10s? _____

Bangaphi oo-1? _____

How many 1s? _____

ngamashumi ama _____ anesi _____

_____ tens _____ ones

Mangaphi ama-10? Bangaphi oo-1?

How many 10s? How many 1s?

IZIBALO
ZENTLOKO
MENTAL MATHS

ZI-3 NGAPHEZULU/
ZI-3 NGAPHANTSI
3 MORE/3 LESS

UMDLALO
GAME

UPHUHLISO
LWENGOQO
CONCEPT DEVELOPMENT

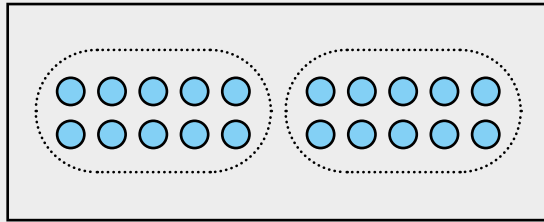
AMAPHEPHA
OKUSEBENZELA
WORKSHEETS

1 Rhangqa amaqela ama-10.
Ngubani inani?

Circle groups of 10. What is the number?

Mangaphi ama-10?
Bangaphi oo-1?

How many 10s?
How many 1s?



Mangaphi ama-10? 2

How many 10s? 2

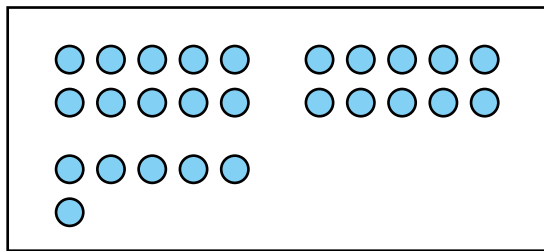
Bangaphi oo-1? 0

How many 1s? 0

20

ngamashumi amabini anemivo engekhooyo

two tens zero ones



Mangaphi ama-10? _____

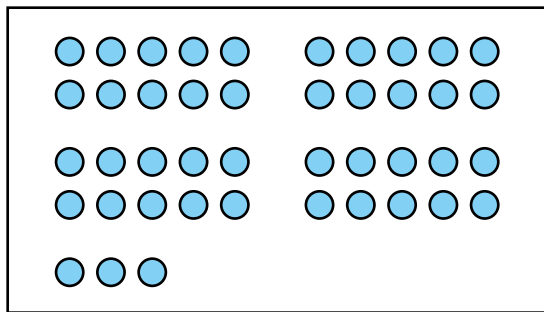
How many 10s? _____

Bangaphi oo-1? _____

How many 1s? _____

ngamashumi ama _____ anesi _____

_____ tens _____ ones



Mangaphi ama-10? _____

How many 10s? _____

Bangaphi oo-1? _____

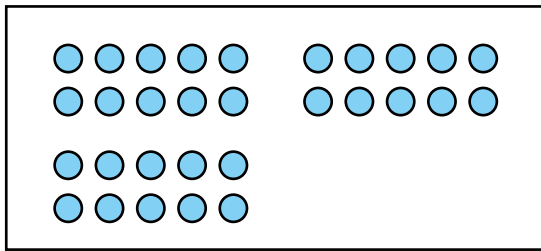
How many 1s? _____

ngamashumi ama _____ anesi _____

_____ tens _____ ones

2 Rhangqa amaqela ama-10. Ngubani inani?

Circle groups of 10. What is the number?



Mangaphi ama-10? _____

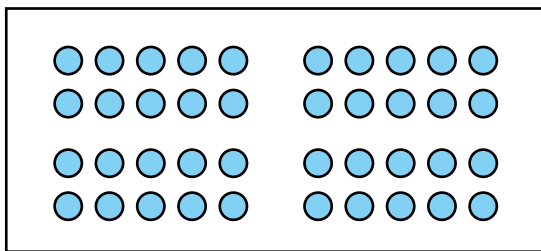
How many 10s? _____

Bangaphi oo-1? _____

How many 1s? _____

ngamashumi ama _____ anemivo e _____

_____ tens _____ ones



Mangaphi ama-10? _____

How many 10s? _____

Bangaphi oo-1? _____

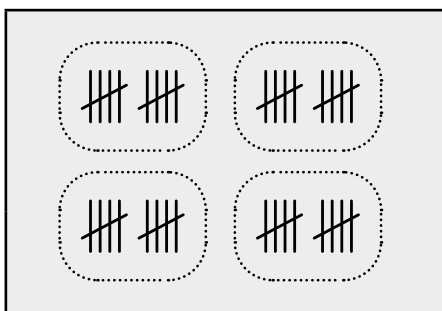
How many 1s? _____


ngamashumi ama _____ anemivo e _____

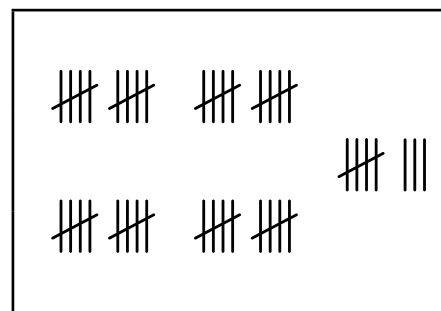
_____ tens _____ ones

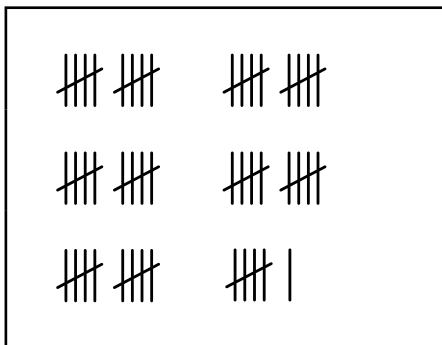
3 Rhangqa amaqela ama-10. Ngubani inani?

Circle groups of 10. What is the number?



40 





Unazo iityhubhu?
Yakha amanani
usebenzise iityhubu.

Do you have cubes?
Build the numbers
using cubes!



Ama-10 noo-1
10s and 1s

IZIBALO
ZENTLOKO
MENTAL MATHS

ZI-4 NGAPHEZULU/
ZI-4 NGAPHANTSI
4 MORE/4 LESS

UMDLALO
GAME

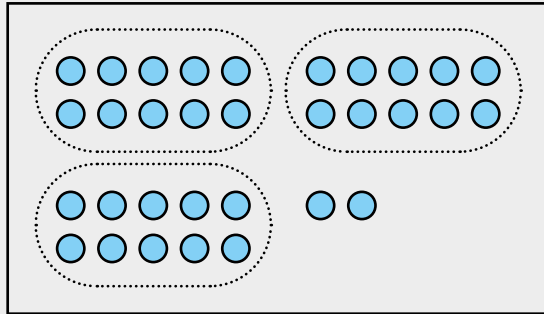
UPHUHLISO
LWENGIQO
CONCEPT DEVELOPMENT

AMAPHEPHA
OKUSEBENZELA
WORKSHEETS

I Rhangqa amaqela ama-10.
Ngubani inani?

Circle groups of 10. What is the number?

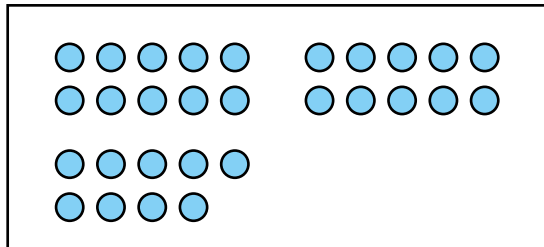
Mangaphi ama-10?
Bangaphi oo-1?
How many 10s?
How many 1s?



Mangaphi ama-10? 3
How many 10s? 3
Bangaphi oo-1? 2
How many 1s? 2

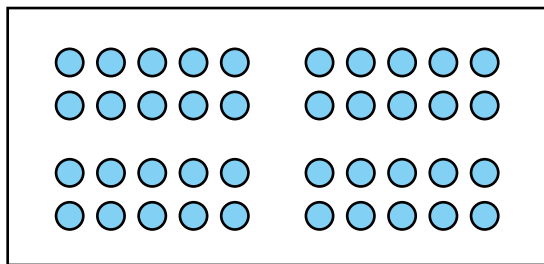
32

ngamashumi amathathu anesibini
three tens two ones



Mangaphi ama-10? _____
How many 10s? _____
Bangaphi oo-1? _____
How many 1s? _____

ngamashumi ama _____ anesi _____
_____ tens _____ ones

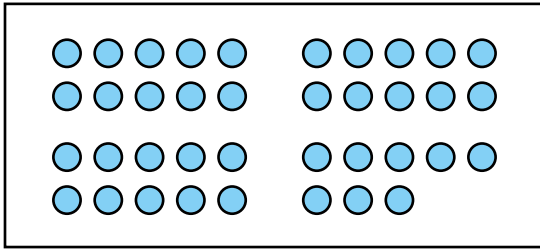


Mangaphi ama-10? _____
How many 10s? _____
Bangaphi oo-1? _____
How many 1s? _____

ngamashumi ama _____ anemivo e _____
_____ tens _____ ones

2 Rhangqa amaqela ama-10. Ngubani inani?

Circle groups of 10. What is the number?



Mangaphi ama-10? _____

How many 10s? _____

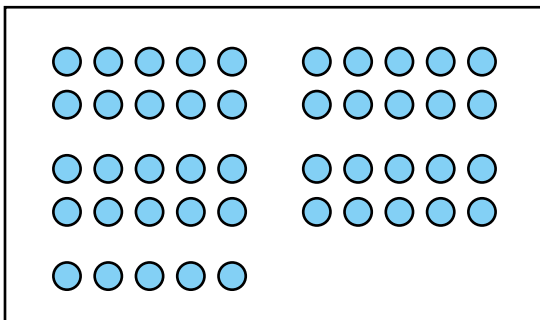
Bangaphi oo-1? _____

How many 1s? _____



ngamashumi ama _____ anesi _____

_____ tens _____ ones



Mangaphi ama-10? _____

How many 10s? _____

Bangaphi oo-1? _____

How many 1s? _____

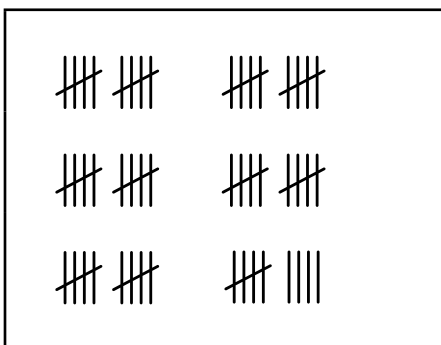
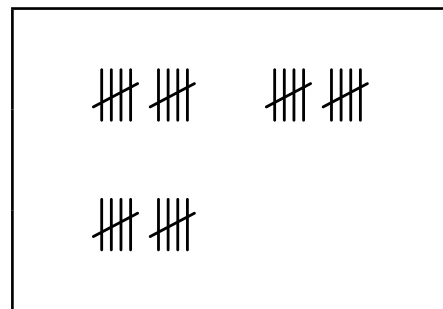
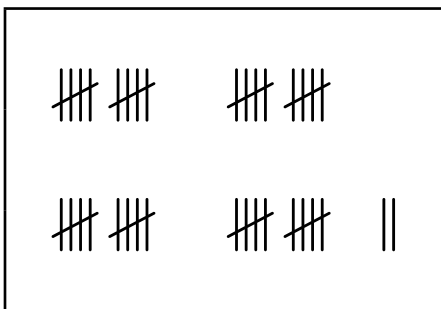


ngamashumi ama _____ anesi _____

_____ tens _____ ones

3 Rhangqa amaqela ama-10. Ngubani inani?

Circle groups of 10. What is the number?



Unazo iityhubhu?
Yakha amanani
usebenzise iityhubu.
Do you have cubes?
Build the numbers
using cubes!



IPHEPHA LOKUSEBENZELA
WORKSHEET

IPHEPHA LOKUSEBENZELA
WORKSHEET

Masithethe ngeMaths!

Let's talk Maths!

NgesiXhosa sithi:

Mangaphi ama-10?

Bangaphi oo-1?

Rhangqa amaqela e-10.

Ngubani inani?

Cazulula ibe ngama-10 noo-1.

In English we say:

How many 10s?

How many 1s?

Circle groups of 10.

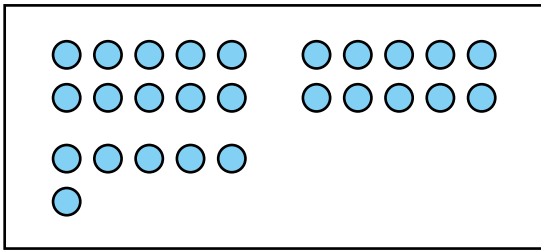
What is the number?

Break down into 10s and 1s.



1 Rhangqa amaqela ama-10. Ngubani inani?

Circle groups of 10. What is the number?



Mangaphi ama-10? _____

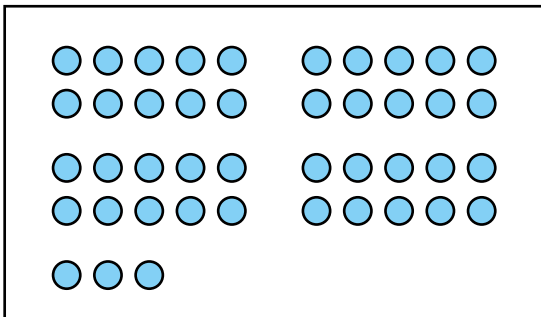
How many 10s? _____

Bangaphi oo-1? _____

How many 1s? _____

ngamashumi ama _____ anesi _____

_____ tens _____ ones



Mangaphi ama-10? _____

How many 10s? _____

Bangaphi oo-1? _____

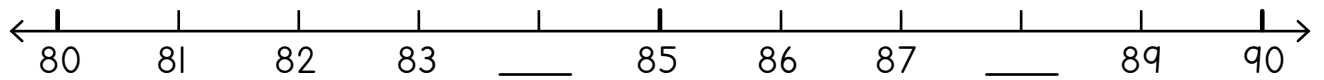
How many 1s? _____

ngamashumi ama _____ anesi _____

_____ tens _____ ones

2 Gqibezela.

Complete.



3 Sombulula.

Solve.

$82 + 6 = \underline{\quad}$	$85 + 5 = \underline{\quad}$	$83 + 6 = \underline{\quad}$
$89 - 4 = \underline{\quad}$	$90 - 6 = \underline{\quad}$	$87 - 5 = \underline{\quad}$

	Bangaphi abantwana? How many children?	
	Mangaphi amehlo? How many eyes?	

Abantwana ba-4, mangaphi amehlo? 4 children, how many eyes?		Abantwana ba-5, mangaphi amadolo? 5 children, how many knees?	
Abantwana ba-6, zingaphi iindlebe? 6 children, how many ears?		Abantwana bali-10, zingaphi iinyawo? 10 children, how many feet?	

6 Bala.

Calculate.

$2 \times 3 = \underline{\quad}$	$2 \times 5 = \underline{\quad}$	$2 \times 6 = \underline{\quad}$	$2 \times 2 = \underline{\quad}$
----------------------------------	----------------------------------	----------------------------------	----------------------------------

7 Bala.

Calculate.

Isiqingatha okanye ihafu: Half:	6		7	
Phinda kabini: Double:	6		7	

IZIBALO
ZENTLOKO
MENTAL MATHS

UKUSUKA KWEYONA INCINCI
UYE KWEYONA INKULU
SMALLEST TO BIGGEST

UMDLALO
GAME

UPHULISO
LWENGIQO
CONCEPT DEVELOPMENT


AMAPHEPHA
OKUSEBENZELA
WORKSHEETS

Umdlalo: Amanani aQhwabayo naNkqakrazayo!

Game: CLAP click numbers!



- Utitshala wakho ubiza inani.
Your teacher calls a number.
- QHWABA kwishumi ngalinye, nkqakraza ngononye ngamnye.
CLAP for each ten, click for each one.
- 32: QHWABA QHWABA QHWABA nkqakra nkqakra!
32: CLAP CLAP CLAP click click!
- Amashumi amathathu noononye aba-2.
Three tens and 2 ones.
- QHWABA nkqakraza amanani abizwa ngutitshala!
CLAP click the numbers your teacher calls!



Xa udibana nenani, ndiyabuza
"Mangaphi amashumi?
Bangaphi oo-1?"

When I meet a number,
I ask, "How many tens?
How many ones?"



ngamashumi amathathu anesine thirty four	ngamashumi amathathu anesine thirty four	ngamashumi amathathu anesine thirty four



Xa ndizoba amanani ndilenza
ngolu hlobo i-10: (10)

Ngoko ke ndizoba ama-34:

When I draw numbers,
I draw a 10 like this: (10)

So, I draw 34 like this:

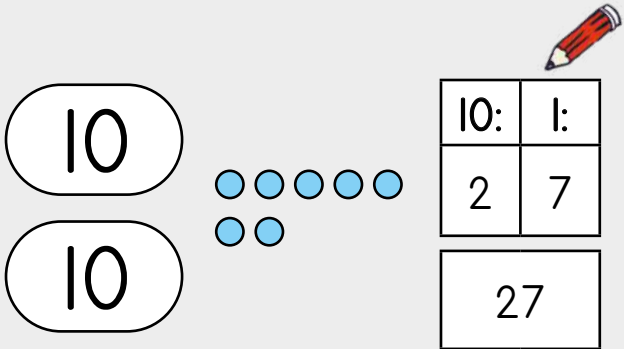
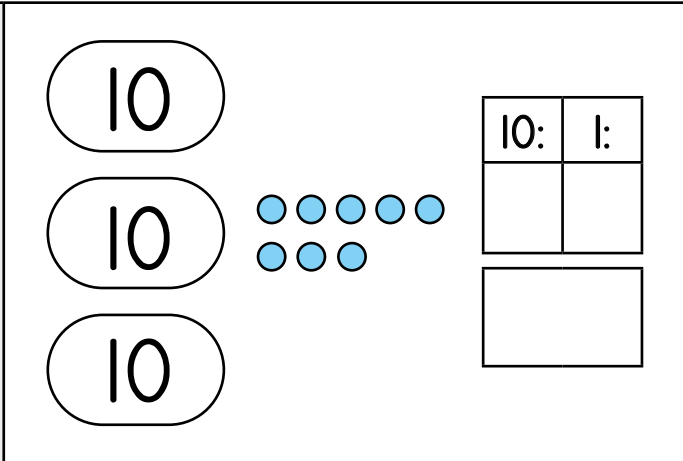
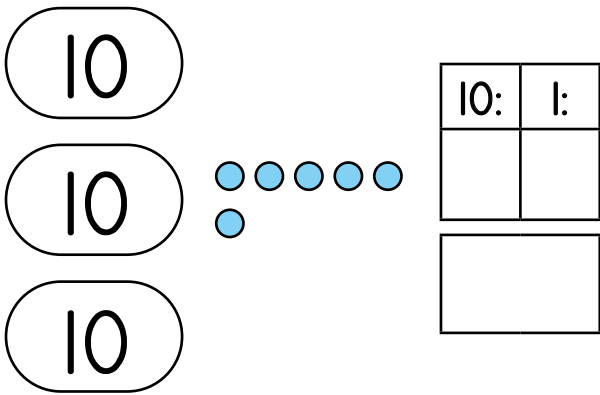
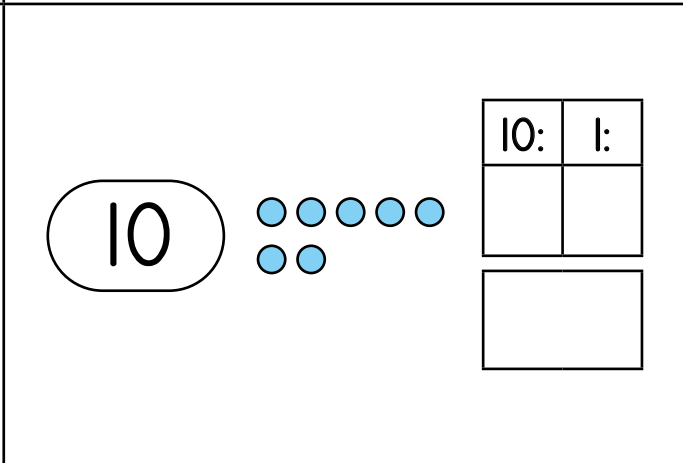
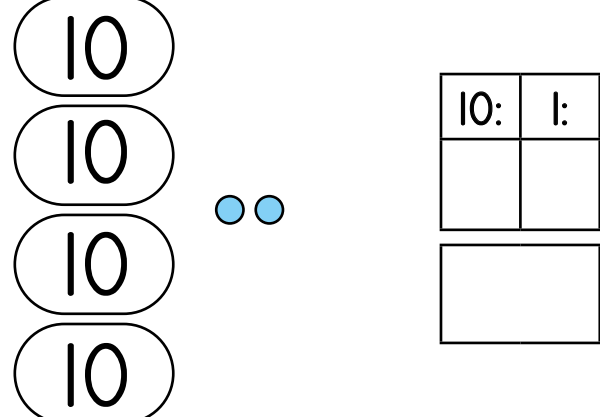
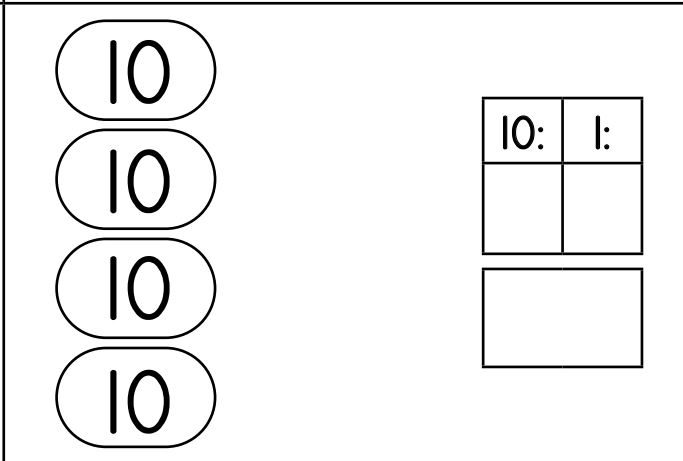
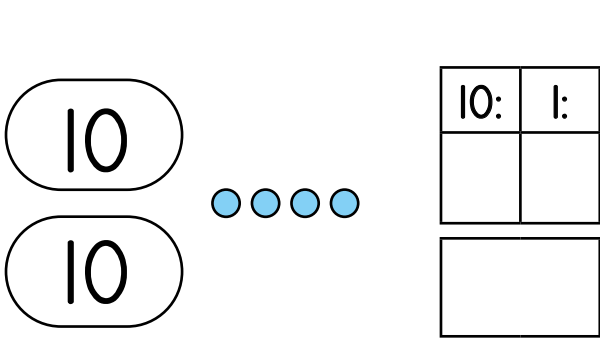
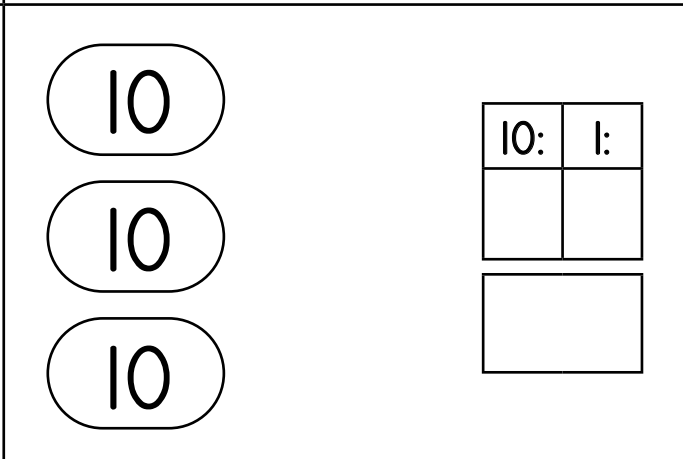


Ukusukela ngoku
ukuya phambili, musa
ukubazoba bonke
oononye. Sebenzisa
i(10) ukubonisa i-10.

From now on, do not
draw all the ones.
Use a (10) to show 10.

Ngubani inani?

What is the number?

 <table border="1" data-bbox="582 324 742 593"> <thead> <tr> <th>10:</th> <th>1:</th> </tr> </thead> <tbody> <tr> <td>2</td> <td>7</td> </tr> <tr> <td colspan="2">27</td> </tr> </tbody> </table>	10:	1:	2	7	27		 <table border="1" data-bbox="1268 313 1428 593"> <thead> <tr> <th>10:</th> <th>1:</th> </tr> </thead> <tbody> <tr> <td></td> <td></td> </tr> <tr> <td colspan="2"></td> </tr> </tbody> </table>	10:	1:				
10:	1:												
2	7												
27													
10:	1:												
 <table border="1" data-bbox="582 772 742 1052"> <thead> <tr> <th>10:</th> <th>1:</th> </tr> </thead> <tbody> <tr> <td></td> <td></td> </tr> <tr> <td colspan="2"></td> </tr> </tbody> </table>	10:	1:					 <table border="1" data-bbox="1268 772 1428 1052"> <thead> <tr> <th>10:</th> <th>1:</th> </tr> </thead> <tbody> <tr> <td></td> <td></td> </tr> <tr> <td colspan="2"></td> </tr> </tbody> </table>	10:	1:				
10:	1:												
10:	1:												
 <table border="1" data-bbox="582 1232 742 1512"> <thead> <tr> <th>10:</th> <th>1:</th> </tr> </thead> <tbody> <tr> <td></td> <td></td> </tr> <tr> <td colspan="2"></td> </tr> </tbody> </table>	10:	1:					 <table border="1" data-bbox="1268 1232 1428 1512"> <thead> <tr> <th>10:</th> <th>1:</th> </tr> </thead> <tbody> <tr> <td></td> <td></td> </tr> <tr> <td colspan="2"></td> </tr> </tbody> </table>	10:	1:				
10:	1:												
10:	1:												
 <table border="1" data-bbox="582 1691 742 1971"> <thead> <tr> <th>10:</th> <th>1:</th> </tr> </thead> <tbody> <tr> <td></td> <td></td> </tr> <tr> <td colspan="2"></td> </tr> </tbody> </table>	10:	1:					 <table border="1" data-bbox="1268 1691 1428 1971"> <thead> <tr> <th>10:</th> <th>1:</th> </tr> </thead> <tbody> <tr> <td></td> <td></td> </tr> <tr> <td colspan="2"></td> </tr> </tbody> </table>	10:	1:				
10:	1:												
10:	1:												

IZIBALO
ZENTLOKO
MENTAL MATHS

UKUSUKA KWEYONA INCINCI
UYE KWEYONA INKULU
SMALLEST TO BIGGEST

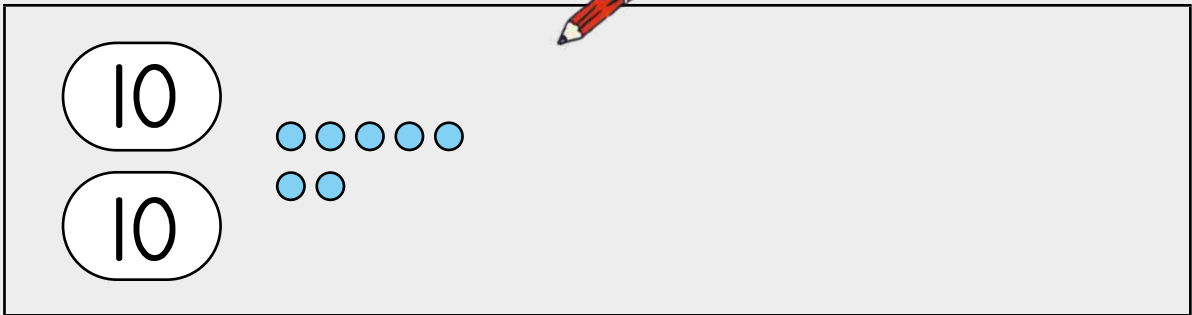
UMDLALO
GAME

UPHULISO
LWENGQIYO
CONCEPT DEVELOPMENT

AMAPHEPHA
OKUSEBENZELA
WORKSHEETS


1 Zoba ⑩ ukuze ubonise i-10. Zoba ● ukuze ubonise u-1.
Draw ⑩ to show 10. Draw ● to show 1.

27




$27 = 10 + 10 + 7$

43



$43 =$

84



$84 =$

2 Ngubani inani?

What is the number?

Four tens rods (each labeled '10') and six ones units (small blue circles) are shown.

10:	1:
4	6

46

$$46 = 10 + 10 + 10 + 10 + 6$$

$$46 = 40 + 6$$

Three tens rods (each labeled '10') and two ones units (small blue circles) are shown.

10:	1:

Four tens rods (each labeled '10') and six ones units (small blue circles) are shown.

10:	1:

3 Cazulula ibe ngama-10 noo-1.

Break down into 10s and 1s.

$34 = 10 + 10 + 10 + 4$
 $34 = 30 + 4$

$26 = \underline{\hspace{2cm}}$
 $26 = \underline{\hspace{2cm}}$

$42 = \underline{\hspace{2cm}}$
 $42 = \underline{\hspace{2cm}}$

$58 = \underline{\hspace{2cm}}$
 $58 = \underline{\hspace{2cm}}$

IZIBALO
ZENTLOKO
MENTAL MATHS

UKUSUKA KWEYONA INKULU
UYE KWEYONA INCINCI
BIGGEST TO SMALLEST

UMDLALO
GAME

UPHUHLISO
LWENGQIQO
CONCEPT DEVELOPMENT

AMAPHEPHA
OKUSEBENZELA
WORKSHEETS


Umdlalo: Amanani okutsiba nokunyathela
Game: Jump Step numbers

10 = tsiba ● = nyathela
jump step

- Umhlobo wakho ubiza inani.
Your friend calls a number.
- Tsiba amashumi.
Jump the tens.
- Nyathela oononye.
Step the ones.
- Dlala ekhaya.
Play at home.



Xa uphandle zama oku.
Try this when you are outside.



1 Zoba **10** ukuze ubonise i-10. Zoba ● ukuze ubonise u-1.
Draw **10** to show 10. Draw ● to show 1.

54

$54 = 10 + 10 + 10 + 10 + 10 + 4$

67

$67 =$

2 Ngubani inani?

What is the number?

Four tens rods (each labeled '10') and two ones units (small blue circles) are shown.

10:	1:
4	2

42

$$42 = 10 + 10 + 10 + 10 + 2$$

$$42 = 40 + 2$$

Three tens rods (each labeled '10') and five ones units (small blue circles) are shown.

10:	1:

Four tens rods (each labeled '10') are shown.

10:	1:

3 Cazulula ibe ngama-10 noo-l.

Break down into 10s and 1s.

26 = 10 + 10 + 6

26 = 20 + 6

57 = _____

57 = _____

42 = _____

42 = _____

35 = _____

35 = _____


IZIBALO
ZENTLOKO
MENTAL MATHS

UKUSUKA KWEYONA INKULU
UYE KWEYONA INCINCI
BIGGEST TO SMALLEST

UMDLALO
GAME

UPHUHLISO
LWENGQIYO
CONCEPT DEVELOPMENT

AMAPHEPHA
OKUSEBENZELA
WORKSHEETS



Ndiyakwazi
ukwakha amanani
ngeebloko.
I can build numbers
with blocks!

Ndiyakwazi
ukuzoba imifanekiso
yamanani.
I can draw
number pictures.

Ndiyakwazi nokubonisa
amanani ndisebenzisa
amakhadi ama-10 noo-1.
I can also show numbers
using 10s and 1s cards.

<p>ngamashumi amathathu anesine thirty four</p>	<p>ngamashumi amathathu anesine thirty four</p>	<p>ngamashumi amathathu anesine thirty four</p>

10	20	30	40	50	1	2	3	4	5		
60	70	80	90	6	7	8	9				

1 Ngawaphi amakhadi ama-10 noo-1 enza la manani?

Which 10s and 1s cards make these numbers?

39	30	9	39	16		16
27			27	34		34
57			57	63		63

2 Zoba inani. Libonise ngamakhadi ama-10 noo-l. Bhala izivakalisi manani.

Draw the number. Show it with 10s and 1s cards. Write the number sentences.



$36 = 10 + 10 + 10 + 6$

$36 = 30 + 6$

$32 =$ _____

$32 =$ _____

$46 =$ _____

$46 =$ _____

$57 =$ _____

$57 =$ _____

Masithethe ngeMaths!

Let's talk Maths!

NgesiXhosa sithi:

Nkqakraza u-1 ngamnye.

Tsiba i-10 ngalinye.

Nyathela u-1 ngamnye.

Ixabiso lenani 3 kuma-34 ngama-30.

Ixabiso lenani 4 kuma-34 sisi-4.

Cazulula ibe ngama-10 noo-1.

In English we say:

Snap each 1.


Jump each 10.

Step each 1.

The value of the 3 in 34 is 30.


The value of the 4 in 34 is 4.

Break down into 10s and 1s.



1 Ngubani inani?

What is the number?



Mangaphi ama-10? ____

How many 10s? ____

Bangaphi oo-1? ____

How many 1s? ____

____ + ____ = ____

		<table border="1"> <tr> <td style="text-align: center;">10:</td> <td style="text-align: center;">1:</td> </tr> <tr> <td style="height: 40px;"></td> <td style="height: 40px;"></td> </tr> </table>	10:	1:			
10:	1:						

2 Bala.

Calculate.

$10 + \underline{\quad} = 15$	$10 + \underline{\quad} = 13$	$10 + \underline{\quad} = 18$
-------------------------------	-------------------------------	-------------------------------

3 Cazulula ibe ngama-10 noo-1.


Break down into 10s and 1s.

$14 = \underline{\quad} + \underline{\quad}$	$19 = \underline{\quad} + \underline{\quad}$	$11 = \underline{\quad} + \underline{\quad}$
--	--	--

4 Sombulula.

Solve.

$73 + 4 = \underline{\quad}$	$32 + 6 = \underline{\quad}$	$28 + 2 = \underline{\quad}$
$59 - 5 = \underline{\quad}$	$38 - 7 = \underline{\quad}$	$43 - 2 = \underline{\quad}$
$39 + 10 = \underline{\quad}$	$56 + 10 = \underline{\quad}$	$84 + 10 = \underline{\quad}$
$69 + 10 = \underline{\quad}$	$17 + 10 = \underline{\quad}$	$54 + 10 = \underline{\quad}$

	Zingaphi izandla? How many hands?	
	Mingaphi iminwe? How many fingers?	

6 Izandla zi-3, mingaphi iminwe? 3 hands, how many fingers?		Iinyawo zi-5, zingaphi iinzwane? 5 feet, how many toes?	
Izandla zi-7, mingaphi iminwe? 7 hands, how many fingers?		Iinyawo ezili-10, zingaphi iinzwane? 10 feet, how many toes?	

7 Bala.

Calculate.

$5 \times 2 = \underline{\quad}$	$5 \times 3 = \underline{\quad}$	$5 \times 4 = \underline{\quad}$	$5 \times 5 = \underline{\quad}$
----------------------------------	----------------------------------	----------------------------------	----------------------------------

8 Bala.

Calculate.

Isiqingatha okanye ihafu: Half:	8		9	
Phinda kabini: Double:	8		9	

IZIBALO
ZENTLOKO
MENTAL MATHS

ZI-5 NGAPHEZULU/
ZI-5 NGAPHANTSI
5 MORE/5 LESS

UMDLALO
GAME

UPHULISO
LWENGOQO
CONCEPT DEVELOPMENT

AMAPHEPHA
OKUSEBENZELA
WORKSHEETS

Umdlalo: 1, 2, 3 Veza - ukudibanisa

Game: 1, 2, 3 Show - addition

- Sebenzani ngababini.
Work in pairs.
- Yithi 1, 2, 3 Veza!
Veza isandla esi-1 emnye.
Say 1, 2, 3 Show! Show 1 hand each.
- Dibanisa iminwe!
Add the fingers!
- Yithi 1, 2, 3 Veza! Veza izandla ezibini emnye.
Say 1, 2, 3 Show! Show 2 hands each.
- Dibanisa iminwe!
Khangela amashumi.
Add the fingers. Look for 10s.
- Phinda, ukhawlezise.
Go again, try faster.

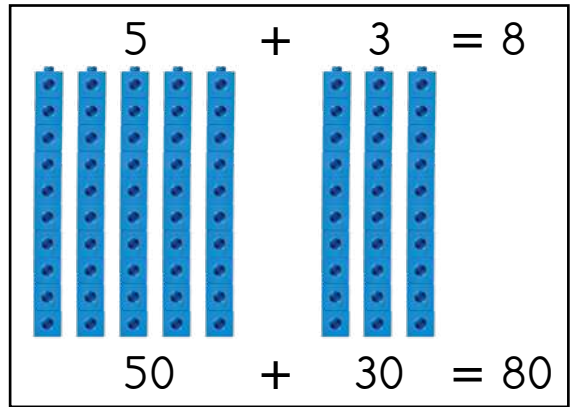
Ndiyazi ukuba
u-5 + 3 = 8. Ngoko
ke ndiyazi ukuba
u-50 + 30 = 80.

I know that 5 + 3 = 8.
Therefore I know that
50 + 30 = 80.



Ndiyakwazi
ukudibanisa
oononye. Ngoko
ke ndingakwazi
ukudibanisa
amashumi!

I can add ones.
So I can add tens!



1 Sombulula usebenzise iibloko.

Solve using blocks.

$2 + 3 = \underline{5}$	$4 + 3 = \underline{\quad}$	$3 + 3 = \underline{\quad}$
$20 + 30 = \underline{50}$	$40 + 30 = \underline{\quad}$	$30 + 30 = \underline{\quad}$

2 Sombulula ngokuzoba imifanekiso. Sebenzisa (10) ukuze uzobe i-10.

Solve by drawing pictures. Use (10) to draw 10.

$20 + 30$ (10) (10) (10) (10) (10) = 50

$30 + 40$ =

3 Sombulula ngokuzoba imifanekiso. Sebenzisa 10 ukuze uzobe i-10.

Solve by drawing pictures. Use 10 to draw 10.

Ndiyazi ukuba $40 + 30 = 70$.
Ngoko ke ndiyazi ukuba
 $43 + 30 = 73$.

I know that $40 + 30 = 70$.
So I know that $43 + 30 = 73$.



43 + 30		<table border="1"> <tr> <td>10:</td> <td>1:</td> </tr> <tr> <td>7</td> <td>3</td> </tr> </table>	10:	1:	7	3
	10:	1:				
7	3					
		<table border="1"> <tr> <td colspan="2">73</td> </tr> </table>	73			
73						

36 + 30		<table border="1"> <tr> <td>10:</td> <td>1:</td> </tr> <tr> <td></td> <td></td> </tr> </table>	10:	1:		
	10:	1:				

45 + 20		<table border="1"> <tr> <td>10:</td> <td>1:</td> </tr> <tr> <td></td> <td></td> </tr> </table>	10:	1:		
	10:	1:				

4 Dibanisa.

Add.

$30 + 20 = \underline{50}$	$40 + 50 = \underline{\quad}$	$30 + 30 = \underline{\quad}$
$37 + 20 = \underline{57}$	$45 + 50 = \underline{\quad}$	$39 + 30 = \underline{\quad}$

$70 + 20 = \underline{\quad}$	$30 + 50 = \underline{\quad}$
$73 + 20 = \underline{\quad}$	$34 + 50 = \underline{\quad}$

Ndingadibanisa i-10 nakweliphi na inani!

I can add 10 to any number!



Ukuthabatha ama-10
Subtracting 10s

IZIBALO
ZENTLOKO
MENTAL MATHS

ZI-5 NGAPHEZULU/
ZI-5 NGAPHANTSI
5 MORE/5 LESS

UMDLALO
GAME

UPHULISO
LWENGOQO
CONCEPT DEVELOPMENT

AMAPHEPHA
OKUSEBENZELA
WORKSHEETS

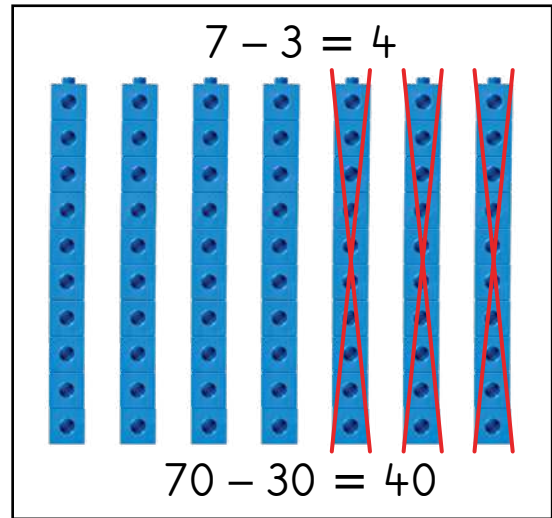


Ndiyazi ukuba $7 - 3 = 4$
ngoko ke ndiyazi ukuba
 $70 - 30 = 40$.

I know that $7 - 3 = 4$
therefore I know that
 $70 - 30 = 40$.

Ndiyakwazi ukuthabatha
imivo ngoko ke ndiyakwazi
ukuthabatha ama-10!

I can subtract ones
so I can subtract tens!



1 Sombulula usebenzise iibloko.

Solve using blocks.

$7 - 4 = \underline{3}$	$5 - 2 = \underline{\quad}$	$6 - 4 = \underline{\quad}$
$70 - 40 = \underline{30}$	$50 - 20 = \underline{\quad}$	$60 - 40 = \underline{\quad}$
$9 - 4 = \underline{\quad}$	$8 - 4 = \underline{\quad}$	$9 - 3 = \underline{\quad}$
$90 - 40 = \underline{\quad}$	$80 - 40 = \underline{\quad}$	$90 - 30 = \underline{\quad}$

2 Sombulula ngokuzoba imifanekiso. Sebenzisa (10) ukuze uzobe i-10.

Solve by drawing pictures. Use (10) to draw 10.

$70 - 20$		$= \underline{50}$
$50 - 30$		$= \underline{\quad}$

3 Thabatha.

Subtract.

$30 - 10 = \underline{20}$	$50 - 30 = \underline{\quad}$	$60 - 40 = \underline{\quad}$
$70 - 40 = \underline{\quad}$	$80 - 30 = \underline{\quad}$	$90 - 20 = \underline{\quad}$
$60 - 50 = \underline{\quad}$	$80 - 50 = \underline{\quad}$	$90 - 40 = \underline{\quad}$

4 Sombulula ngokuzoba imifanekiso.

Solve by drawing pictures.

$58 - 30$

10:	1:
2	8
28	

$65 - 30$

10:	1:

Ndiyakwazi ukuthabatha i-10 enanini!

I can subtract 10 from any number!



5 Thabatha.

Subtract.

$50 - 30 = \underline{20}$	$70 - 40 = \underline{\quad}$	$90 - 20 = \underline{\quad}$
$58 - 30 = \underline{28}$	$75 - 40 = \underline{\quad}$	$97 - 20 = \underline{\quad}$
$60 - 20 = \underline{\quad}$	$70 - 50 = \underline{\quad}$	$80 - 60 = \underline{\quad}$
$62 - 20 = \underline{\quad}$	$75 - 50 = \underline{\quad}$	$83 - 60 = \underline{\quad}$

IZIBALO
ZENTLOKO
MENTAL MATHS

ZILI-10 NGAPHEZULU/
ZILI-10 NGAPHANTSI
10 MORE/10 LESS

UMDLALO
GAME

UPHUHLISO
LWENGQIQQO
CONCEPT DEVELOPMENT

AMAPHEPHA
OKUSEBENZELA
WORKSHEETS

Kulo mgca sibala ukusukela kuma-41 ukuya kuma-50!

In this row we count from 41 to 50!



1	2	3	4	5	6	7	8	9	10
11	12	13	14	15	16	17	18	19	20
21	22	23	24	25	26	27	28	29	30
31	32	33	34	35	36	37	38	39	40
41	42	43	44	45	46	47	48	49	50
51	52	53	54	55	56	57	58	59	60
61	62	63	64	65	66	67	68	69	70
71	72	73	74	75	76	77	78	79	80
81	82	83	84	85	86	87	88	89	90
91	92	93	94	95	96	97	98	99	100

Ndiyazi ukuba $4 + 5 = 9$ ngoko ke, ndiyazi ukuba $44 + 5 = 49$.

I know that $4 + 5 = 9$, therefore I know that $44 + 5 = 49$.

41	42	43	44	45	46	47	48	49	50
----	----	----	----	----	----	----	----	----	----

+5

1

$4 + 5 = \underline{9}$	$3 + 4 = \underline{\quad}$	$3 + 6 = \underline{\quad}$
$44 + 5 = \underline{49}$	$43 + 4 = \underline{\quad}$	$43 + 6 = \underline{\quad}$

41	42	43	44	45	46	47	48	49	50
----	----	----	----	----	----	----	----	----	----

-4

2

$9 - 4 = \underline{5}$	$8 - 3 = \underline{\quad}$	$6 - 3 = \underline{\quad}$
$49 - 4 = \underline{45}$	$48 - 3 = \underline{\quad}$	$46 - 3 = \underline{\quad}$



Ndiyazi ukuba $9 - 4 = 5$ ngoko ke, ndiyazi ukuba $49 - 4 = 45$.

I know that $9 - 4 = 5$, therefore I know that $49 - 4 = 45$.

$7 - 4 = \underline{\quad}$	$9 - 6 = \underline{\quad}$
$47 - 4 = \underline{\quad}$	$49 - 6 = \underline{\quad}$



Masijonge kuma-50!
Kulo mgca sibala ukusukela
kuma-51 ukuya kuma-60.
Let's look at the 50s! In this
row we count from 51 to 60.

51	52	53	54	55	56	57	58	59	60
----	----	----	----	----	----	----	----	----	----

+4

3	$55 + 4 = \underline{59}$	$52 + 6 = \underline{\quad}$	$55 + 5 = \underline{\quad}$
	$54 + 3 = \underline{57}$	$51 + 5 = \underline{\quad}$	$57 + 2 = \underline{\quad}$
	$57 - 2 = \underline{\quad}$	$59 - 4 = \underline{\quad}$	$53 - 3 = \underline{\quad}$
	$58 - 4 = \underline{\quad}$	$57 - 5 = \underline{\quad}$	$59 - 6 = \underline{\quad}$

+3

61	62	63	64	65	66	67	68	69	70
----	----	----	----	----	----	----	----	----	----

4	$62 + 3 = \underline{65}$	$64 + 4 = \underline{\quad}$	$65 + 5 = \underline{\quad}$
	$64 + 5 = \underline{69}$	$66 + 3 = \underline{\quad}$	$67 + 3 = \underline{\quad}$
	$68 - 3 = \underline{\quad}$	$68 - 5 = \underline{\quad}$	$64 - 3 = \underline{\quad}$
	$65 - 2 = \underline{\quad}$	$69 - 6 = \underline{\quad}$	$66 - 4 = \underline{\quad}$

5 UThozi ubhake
amaqebengwana angama-69.
Usapho lwakhe lutye ama-6.
Mangaphi amaqebengwana
ashiyekileyo?

Thozi baked 69 scones.
Her family ate 6. How many
scones remain?



USipho uphethe iilitha
zamanzi ezingama-70.
Uchitha iilitha ezi-5.
Zingaphi iilitha eziseleyo?

Sipho carried 70 litres of water. He spilled
5 litres. How many litres are left?

IZIBALO
ZENTLOKO
MENTAL MATHS

ZILI-10 NGAPHEZULU/
ZILI-10 NGAPHANTSI
10 MORE/10 LESS

UMDLALO
GAME

UPHUHLISO
LWENGQIQQO
CONCEPT DEVELOPMENT

AMAPHEPHA
OKUSEBENZELA
WORKSHEETS

Kulo mgca sibala ukusukela kuma-71 ukuya kuma-80!

In this row we count from 71 to 80!



Ndiyazi ukuba $5 + 4 = 9$ ngoko ke, ndiyazi ukuba $75 + 4 = 79$.

I know that $5 + 4 = 9$, therefore I know that $75 + 4 = 79$.

1	2	3	4	5	6	7	8	9	10
11	12	13	14	15	16	17	18	19	20
21	22	23	24	25	26	27	28	29	30
31	32	33	34	35	36	37	38	39	40
41	42	43	44	45	46	47	48	49	50
51	52	53	54	55	56	57	58	59	60
61	62	63	64	65	66	67	68	69	70
71	72	73	74	75	76	77	78	79	80
81	82	83	84	85	86	87	88	89	90
91	92	93	94	95	96	97	98	99	100

+4

71	72	73	74	75	76	77	78	79	80
----	----	----	----	----	----	----	----	----	----

1

$5 + 4 = \underline{9}$	$2 + 4 = \underline{\quad}$	$3 + 6 = \underline{\quad}$
$75 + 4 = \underline{79}$	$72 + 4 = \underline{\quad}$	$73 + 6 = \underline{\quad}$

-4

71	72	73	74	75	76	77	78	79	80
----	----	----	----	----	----	----	----	----	----

2

$8 - 4 = \underline{4}$	$9 - 7 = \underline{\quad}$	$8 - 5 = \underline{\quad}$
$78 - 4 = \underline{74}$	$79 - 7 = \underline{\quad}$	$78 - 5 = \underline{\quad}$



Ndiyazi ukuba $8 - 4 = 4$. Ngoko ke ndiyazi ukuba $78 - 4 = 74$.

I know that $8 - 4 = 4$ therefore I know that $78 - 4 = 74$.

$6 - 2 = \underline{\quad}$	$9 - 3 = \underline{\quad}$
$76 - 2 = \underline{\quad}$	$79 - 3 = \underline{\quad}$



Masijonge kuma-80!
Kulo mgca sibala ukusukela
kuma-81 ukuya kuma-90.
Let's look at the 80s! In this
row we count from 81 to 90.

81	82	83	84	85	86	87	88	89	90
----	----	----	----	----	----	----	----	----	----



+3

3	$85 + 3 = \underline{88}$	$83 + 6 = \underline{\quad}$	$86 + 4 = \underline{\quad}$
	$82 + 3 = \underline{85}$	$82 + 4 = \underline{\quad}$	$87 + 2 = \underline{\quad}$
	$87 - 2 = \underline{\quad}$	$89 - 4 = \underline{\quad}$	$84 - 3 = \underline{\quad}$
	$86 - 4 = \underline{\quad}$	$88 - 5 = \underline{\quad}$	$87 - 5 = \underline{\quad}$

+4

91	92	93	94	95	96	97	98	99	100
----	----	----	----	----	----	----	----	----	-----

4	$92 + 4 = \underline{96}$	$94 + 3 = \underline{\quad}$	$96 + 4 = \underline{\quad}$
	$95 + 5 = \underline{100}$	$96 + 2 = \underline{\quad}$	$93 + 3 = \underline{\quad}$
	$96 - 3 = \underline{\quad}$	$98 - 5 = \underline{\quad}$	$95 - 3 = \underline{\quad}$
	$97 - 2 = \underline{\quad}$	$99 - 7 = \underline{\quad}$	$96 - 6 = \underline{\quad}$

<p>5 USam unamapetyu angama-81. Uphumelele ama-6 ngaphezulu. Mangaphi amapetyu anawo ngoku?</p> <p>Sam had 81 marbles. He won 6 more. How many marbles does he have now?</p> 	<p>UAsa une-R98. Uthenga iapile nge-R5. Unamalini ngoku?</p> <p>Asa has R98. She buys an apple for R5. How much money does she have now?</p> 
--	--

Masithethe ngeMaths!

Let's talk Maths!



NgesiXhosa sithi:

Sombulula ngokuzoba imifanekiso yamanani.

Ndiyazi ukuba $u-4 + 3 = 7$ ngoko ke ndiyazi ukuba $u-40 + 30 = 70$.

Ndiyazi ukuba $u-9 - 4 = 5$ ngoko ke ndiyazi ukuba $u-90 - 40 = 50$.

Ndiyazi ukuba $u-30 + 40 = 70$ ngoko ke ndiyazi ukuba $u-35 + 40 = 75$.

Ndiyazi ukuba $u-70 - 30 = 40$ ngoko ke ndiyazi ukuba $u-76 - 30 = 46$.

In English we say:

Solve by drawing number pictures.

I know that $4 + 3 = 7$ therefore I know that $40 + 30 = 70$.


I know that $9 - 4 = 5$ therefore I know that $90 - 40 = 50$.

I know that $30 + 40 = 70$ therefore I know that $35 + 40 = 75$.

I know that $70 - 30 = 40$ therefore I know that $76 - 30 = 46$.


1 Sebenzisa ipatheni ikuncede ekusombululeni ingxaki.

Solve using the pattern for help.

$3 + 4 = \underline{7}$ 	$2 + 6 = \underline{\quad}$	$8 - 3 = \underline{\quad}$	$9 - 6 = \underline{\quad}$
$30 + 40 = \underline{70}$	$20 + 60 = \underline{\quad}$	$80 - 30 = \underline{\quad}$	$90 - 60 = \underline{\quad}$


2 Sebenzisa ipatheni ikuncede ekusombululeni ingxaki.

Solve using the pattern for help.

$20 + 30 = \underline{50}$ 	$50 + 20 = \underline{\quad}$	$70 - 40 = \underline{\quad}$	$60 - 20 = \underline{\quad}$
$26 + 30 = \underline{56}$	$58 + 20 = \underline{\quad}$	$75 - 40 = \underline{\quad}$	$63 - 20 = \underline{\quad}$

3 Sebenzisa ipatheni ikuncede ekusombululeni ingxaki.

Solve using the pattern for help.

$2 + 3 = \underline{5}$ 	$5 + 4 = \underline{\quad}$	$8 - 2 = \underline{\quad}$	$5 - 3 = \underline{\quad}$
$72 + 3 = \underline{75}$	$35 + 4 = \underline{\quad}$	$58 - 2 = \underline{\quad}$	$65 - 3 = \underline{\quad}$

4 Zoba 10 ukuze ubonise i-10. Zoba 1 ukuze ubonise u-1.

Draw 10 to show 10. Draw 1 to show 1.

48

48 = _____

5 Cazulula ibe ngama-10 noo-1.

Break down into 10s and 1s.

53 = _____


49 = _____

6 Sombulula.

Solve.

$82 + 10 = \underline{\quad}$	$64 + 5 = \underline{\quad}$	$28 + 2 = \underline{\quad}$
$49 - 6 = \underline{\quad}$	$87 - 5 = \underline{\quad}$	$87 - 10 = \underline{\quad}$

7

	<p>Zingaphi iibhokisi? How many boxes?</p>
	<p>Zingaphi iikhrayoni? How many crayons?</p>

8

<p>Abantwana ba-3, mingaphi iminwe? 3 children, how many fingers?</p>	<p>Abantwana ba-4, zingaphi iinzwane? 4 children, how many toes?</p>
<p>Abantwana ba-5, mingaphi iminwe? 5 children, how many fingers?</p>	<p>Abantwana bali-10, zingaphi iinzwane? 10 children, how many toes?</p>

IZIBALO
ZENTLOKO
MENTAL MATHS

FIZZ POP -
UKUPHINDA KABINII
FIZZ POP - DOUBLING

UMDLALO
GAME


UPHULISO
LWENGQIQO
CONCEPT DEVELOPMENT


AMAPHEPHA
OKUSEBENZELA
WORKSHEETS

Umdlalo: Phindaphinda u-2

Game: Multiply by 2


- Yakha iincochoyi ezili-10 zeebloko ezi-2.
Build 10 towers of 2 blocks.
- Utitshala wakho ubiza inani.
Your teacher calls a number.
- Thatha iinconchoyi ezilelo nani.
Take that many towers.
- Zingaphi iityhubhu?
How many cubes?
- Biza esi sivakalisi manani, "u-2 ophindwe ka-4 ngu-8!"
Say the number sentence, "4 times 2 equals 8!"



$4 \times 2 =$  $4 \times 2 = \underline{8}$




1 Bonisa ngokusebenzisa iincochoyi zakho zamanani. Sombulula emva koko.

Show using your number towers. Then solve.

$3 \times 2 = \underline{6}$ 	$5 \times 2 = \underline{\quad}$	$7 \times 2 = \underline{\quad}$
$4 \times 2 = \underline{\quad}$	$9 \times 2 = \underline{\quad}$	$10 \times 2 = \underline{\quad}$

2 Ngomfanekiso ngamnye, gqibezela isivakalisi manani.

Complete the number sentence for each picture.

	u-2 ophindwe ka-5 ngu-10. 5 times 2 equals 10.	 $5 \times 2 = 10$
	u-2 ophindwe ka- $\underline{\quad}$ ngu- $\underline{\quad}$. $\underline{\quad}$ times 2 equals $\underline{\quad}$.	$\underline{\quad} \times \underline{\quad} = \underline{\quad}$

Ukuphindaphinda kumalunga nokuphinda amaqela alinganayo. Xa siphindaphinda ngo-2 sicinga ngamaqela ama-2.

Multiplication is about repeating equal groups. When we multiply by 2, we think about groups of 2.



3

	Bangaphi abantwana? How many children?	6
	Mangaphi amehlo? How many eyes?	12

	Bangaphi abantwana? How many children?	
	Mangaphi amehlo? How many eyes?	

	Zingaphi iibhotile? How many bottles?	5
	Zingaphi iilitha? How many litres?	10

	Zingaphi iibhotile? How many bottles?	
	Zingaphi iilitha? How many litres?	

4

Balani ngoo-2 ukuze ubonise inani leelitha.

Count in 2s to show the number of litres.

iibotile bottles	1	2	3	4	5	6	7	8	9	10
iilitha litres	2									

5

Bala.

Calculate.

$3 \times 2 = 6$	$5 \times 2 = \underline{\quad}$	$6 \times 2 = \underline{\quad}$	$2 \times 2 = \underline{\quad}$
$1 \times 2 = \underline{\quad}$	$4 \times 2 = \underline{\quad}$	$8 \times 2 = \underline{\quad}$	$10 \times 2 = \underline{\quad}$

IZIBALO
ZENTLOKO
MENTAL MATHS

FIZZ POP -
UKUPHINDA KABINII
FIZZ POP - DOUBLING

UMDLALO
GAME

UPHUHLISO
LWENGQIQO
CONCEPT DEVELOPMENT

AMAPHEPHA
OKUSEBENZELA
WORKSHEETS

Umdlalo: Phinda kabini
Game: Double

- Utitshala wakho ubiza inani.

Your teacher calls a number.

- Yakha eli nani usebenzise iityhubhu.

Build the number using cubes.

- Bonisa ke ngoku amaqela amabini alinganayo. Phinda kabini!


Now show 2 equal groups. Double!


- Zingaphi iityhubhu?

How many cubes?

- Biza isivakalisi manani, "U-4 ophindwe ka-2 ngu-8."


Say the number sentence, "Double 4 is 8."



$2 \times 4 =$  $2 \times 4 = \underline{8}$




1 Bonisa ngeencochoyi zamanani. Emva koko sombulula.

Show using your number towers. Then solve.

$3 \times 2 = \underline{6}$ 	$5 \times 2 = \underline{\quad}$	$11 \times 2 = \underline{\quad}$
$12 \times 2 = \underline{\quad}$	$9 \times 2 = \underline{\quad}$	$10 \times 2 = \underline{\quad}$

2 Ngomfanekiso ngamnye, gqibezela isivakalisi manani.

Complete the number sentence for each picture.

	u-4 ophindwe ka-2 ngu-8. Double 4 is 8.	 $2 \times 4 = 8$
	u-8 ophindwe ka- $\underline{\quad}$ ngu- $\underline{\quad}$ Double $\underline{\quad}$ is $\underline{\quad}$.	$\underline{\quad} \times \underline{\quad} = \underline{\quad}$

Yenza ngathi umgca sisipili sobugqi.
Zoba inani kwelinye icala.
Zoba kwakhona kwelinye icala.

Pretend the line is a magic mirror.
Draw the number on one side.
Draw it again on the other side.



3

4×2

$4 \times 2 = 8$

40×2

$40 \times 2 = 80$

21×2

$21 \times 2 = 42$

3×2

$3 \times 2 = \underline{\quad}$

30×2

$30 \times 2 = \underline{\quad}$

12×2

$12 \times 2 = \underline{\quad}$

4

Bala.

Calculate.

$2 \times 2 = 4$	$3 \times 2 = \underline{\quad}$	$4 \times 2 = \underline{\quad}$	$5 \times 2 = \underline{\quad}$
$20 \times 2 = 40$	$30 \times 2 = \underline{\quad}$	$40 \times 2 = \underline{\quad}$	$50 \times 2 = \underline{\quad}$
$6 \times 2 = \underline{\quad}$	$8 \times 2 = \underline{\quad}$	$10 \times 2 = \underline{\quad}$	$12 \times 2 = \underline{\quad}$
$7 \times 2 = \underline{\quad}$	$9 \times 2 = \underline{\quad}$	$11 \times 2 = \underline{\quad}$	$13 \times 2 = \underline{\quad}$

IZIBALO
ZENTLOKO
MENTAL MATHS

FIZZ POP -
UKUPHINDA KABINII
FIZZ POP - DOUBLING

UMDLALO
GAME


UPHUHLISO
LWENGQIQO
CONCEPT DEVELOPMENT


AMAPHEPHA
OKUSEBENZELA
WORKSHEETS

Umdlalo: Phindaphinda nge-10

Game: Multiply by 10


- Zilungiselele ngokwakha iincochoyi ze-10 ngeebloko ezili-10.
Prepare by building 10 towers of 10 blocks.
- Utitshala wakho ubiza inani.
Your teacher calls a number.
- Thatha iincochoyi ezilelo nani.
Take that many towers.
- Zingaphi iityhubhu onazo?
How many cubes?
- Xela isivakalisi manani, "i-10 eliphindwe ka-4 ngama-40".
Say the number sentence, "10 times 4 is 40".



$10 \times 4 =$  $10 \times 4 = \underline{40}$



1 Bonisa ngeencochoyi zakho zamanani. Bala emva koko.

Show using your number towers. Then calculate.


$3 \times 10 = \underline{30}$ 	$5 \times 10 = \underline{\quad}$	$7 \times 10 = \underline{\quad}$
$4 \times 10 = \underline{\quad}$	$9 \times 10 = \underline{\quad}$	$10 \times 10 = \underline{\quad}$


2 Gqibezela isivakalisi manani.


Complete the number sentence.

 <p>$10 \times \underline{\quad} = \underline{\quad}$</p>	 <p>$10 \times \underline{\quad} = \underline{\quad}$</p>
---	--


3


	Zingaphi iibhokisi? How many boxes?	5
	Zingaphi iikhrayoni? How many crayons?	50

	Zingaphi iibhokisi? How many boxes?	
	Zingaphi iikhrayoni? How many crayons?	

										
iibhokisi boxes	1	2	3	4	5	6	7	8	9	10
iikhrayoni crayons	10	20								

4

	Zingaphi ii-emele? How many buckets?	
	Zingaphi iilitha? How many litres?	

	Zingaphi ii-emele? How many buckets?	
	Zingaphi iilitha? How many litres?	

Xa ndiphindaphinda nge-10, ndibala ngama-10.
When I multiply by 10, I count in 10s.



5

Bala.
Calculate.

$3 \times 10 = 30$	$5 \times 10 = \underline{\quad}$	$6 \times 10 = \underline{\quad}$	$2 \times 10 = \underline{\quad}$
$1 \times 10 = \underline{\quad}$	$4 \times 10 = \underline{\quad}$	$8 \times 10 = \underline{\quad}$	$10 \times 10 = \underline{\quad}$

IZIBALO
ZENTLOKO
MENTAL MATHS

FIZZ POP -
UKUPHINDA KABINII
FIZZ POP - DOUBLING

UMDLALO
GAME


UPHUHLISO
LWENGQIQO
CONCEPT DEVELOPMENT


AMAPHEPHA
OKUSEBENZELA
WORKSHEETS

Umdlalo: Phindaphinda ngesi-5

Game: Multiply by 5


- Zilungiselele ngokwakha iincochoyi ze-10 ngeebloko ezi-5.
Build 10 towers of 5 blocks.
- Utitshala wakho ubiza inani.
Your teacher calls a number.
- Thatha iincochoyi ezilelo nani.
Take that many towers.
- Zingaphi iityhubhu onazo?
How many cubes?
- Xela isivakalisi manani, "u-5 eliphindwe ka-4 ngama-20".
Say the number sentence, "5 times 4 is 20".



$5 \times 4 =$  $5 \times 4 = \underline{20}$




1 Bonisa ngeencochoyi zakho zamanani. Bala emva koko.

Show using your number towers. Then calculate.



$3 \times 5 = \underline{15}$ 	$5 \times 5 = \underline{\quad}$	$7 \times 5 = \underline{\quad}$
$4 \times 5 = \underline{\quad}$	$9 \times 5 = \underline{\quad}$	$10 \times 5 = \underline{\quad}$

2 Gqibezela isivakalisi manani.

Complete the number sentences.

 $5 \times \underline{\quad} = \underline{\quad}$	 $5 \times \underline{\quad} = \underline{\quad}$	 $5 \times \underline{\quad} = \underline{\quad}$
---	---	---

3

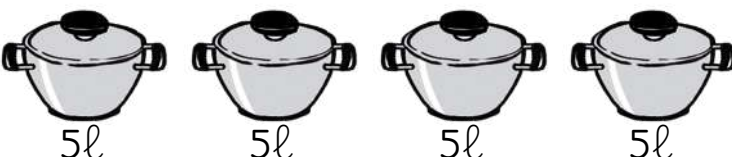
	Izandla? Hands?	
	Iminwe? Fingers?	
	Izandla? Hands?	
	Iminwe? Fingers?	

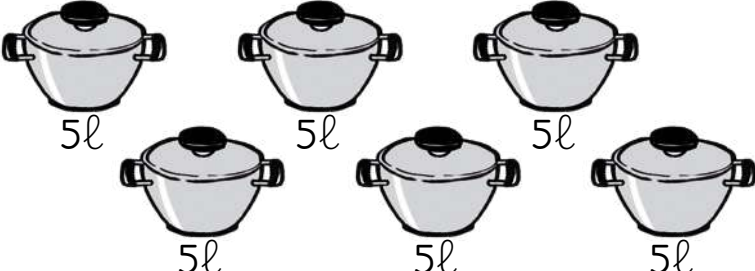
4 Mingaphi iminwe?

How many fingers?

izandla hands	1	2	3	4			7	8	9	10
iminwe fingers	5				25	30				

5

	Zingaphi iimbiza? How many pots?	
	Zingaphi iilitha? How many litres?	

	Zingaphi iimbiza? How many pots?	
	Zingaphi iilitha? How many litres?	

Xa ndiphindaphinda ngesi-5, ndibala ngesi-5. Ndiqinisekisa inani endinalo ngokusebenzisa iminwe yam emi-5.

When I multiply by 5, I count in 5s. I keep track of how many 5s using my fingers.



6 Bala.

Calculate.

$3 \times 5 = 15$	$5 \times 5 = \underline{\quad}$	$6 \times 5 = \underline{\quad}$	$2 \times 5 = \underline{\quad}$
$1 \times 5 = \underline{\quad}$	$4 \times 5 = \underline{\quad}$	$8 \times 5 = \underline{\quad}$	$10 \times 5 = \underline{\quad}$

Masithethe ngeMaths!

Let's talk Maths!



NgesiXhosa sithi:

amaqela alinganayo

Umntwana omnye uneendlebe ezi-2.

Abantwana aba-5 baneendlebe ezili-10.

Amaqela amahlanu ezibini enza ishumi.

Kukho izibini ezi-5 kwi-10.

Ii-emele enye ineelitha ezili-10.

Iiemele ezi-4 zineelitha ezingama-40.

Amaqela amane eshumi enza
amashumi amane.

Kukho amashumi ama-4 kuma-40.

In English we say:

equal groups

One child has 2 ears.

5 children have 10 ears.

Five groups of two is ten.

There are 5 twos in 10.

One bucket has 10 litres.

4 buckets have 40 litres.

Four groups of ten is forty

There are 4 tens in 40.

1 Bala.

Calculate.

	Zingaphi iijagi? How many jugs?	
	Zingaphi iilitha? How many litres?	

2 Bala.

Calculate.

$3 \times 5 = \underline{\quad}$	$7 \times 5 = \underline{\quad}$	$5 \times 5 = \underline{\quad}$	$6 \times 5 = \underline{\quad}$
$9 \times 5 = \underline{\quad}$	$2 \times 5 = \underline{\quad}$	$4 \times 5 = \underline{\quad}$	$8 \times 5 = \underline{\quad}$

3 Bala.

Calculate.

$4 \times 10 = \underline{\quad}$	$6 \times 10 = \underline{\quad}$	$9 \times 10 = \underline{\quad}$	$8 \times 10 = \underline{\quad}$
$7 \times 10 = \underline{\quad}$	$3 \times 10 = \underline{\quad}$	$5 \times 10 = \underline{\quad}$	$2 \times 10 = \underline{\quad}$

4 Zoba (10) ukuze ubonise i-10. Zoba (1) ukuze ubonise u-1.

Draw (10) to show 10. Draw (1) to show 1.

36

--

52

--

5 Cazulula ibe ngama-10 noo-1.

Break down into 10s and 1s.

78 = _____

53 = _____

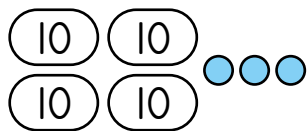
6 Sombulula.

Solve.

$63 + 6 = \underline{\quad}$	$92 + 5 = \underline{\quad}$	$67 + 3 = \underline{\quad}$
$59 - 5 = \underline{\quad}$	$78 - 4 = \underline{\quad}$	$50 - 3 = \underline{\quad}$
$34 + 30 = \underline{\quad}$	$56 - 20 = \underline{\quad}$	$45 + 40 = \underline{\quad}$

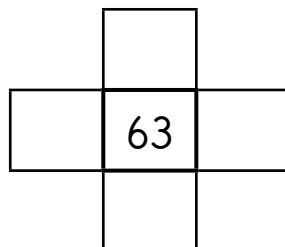
7 Ngubani inani?

What is the number?




Gqibezela #iheshthegi!

Complete the #Hashtag!



Cwangcisa uqale kwencinci uye kwenkulu.

Order from small to big.



8 Isiqingatha okanye ihafu:

Half:

10

11

Phinda kabini:

Double:

10

11

IZIBALO ZENTLOKO
MENTAL MATHS

DIBANISA UTHABATHE
ADD AND SUBTRACT

UMDLALO
GAME

UPHUHLISO LWENGIQO
CONCEPT DEVELOPMENT

AMAPHEPHA OKUSEBENZELA
WORKSHEETS

Umdlalo: iMaths ekhawulezayo ngamakhadi - thabatha kwi-10!

Game: Fast maths with cards - subtract from 10!

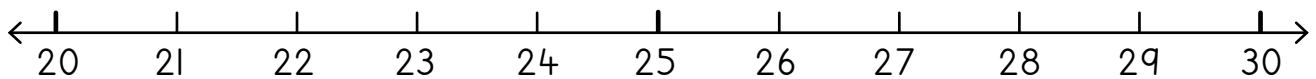
- Beka amakhadi amanani 0-10 abe sisicuku.
Place number cards 0 to 10 in a pile.
- Guqula ikhadi libe linye.
Flip over one card.
- Thabatha kwi-10. Phinda kwakhona.
Subtract from 10. Do it again.
- Khawuzame ukusebenza ngokukhawuleza kwisicuku sakho.
Now work through the pile faster.



1 Sombulula. Sebenzisa umgcamanani ukuncede.

Solve. Use the number line for help.

$1 + 3 = \underline{4}$	$3 + 4 = \underline{\quad}$	$5 - 1 = \underline{4}$	$6 - 4 = \underline{\quad}$
$21 + 3 = \underline{24}$	$23 + 4 = \underline{\quad}$	$25 - 1 = \underline{24}$	$26 - 4 = \underline{\quad}$
$25 + 3 = \underline{28}$	$24 + 5 = \underline{\quad}$	$29 - 3 = \underline{26}$	$28 - 4 = \underline{\quad}$
$22 + 8 = \underline{\quad}$	$22 + 6 = \underline{\quad}$	$28 - 6 = \underline{\quad}$	$29 - 5 = \underline{\quad}$



2 USizwe unamapetyu angama-29. Uphe umhlobo wakhe asi-7. Mangaphi amapetyu anawo ngoku uSizwe?

Sizwe has 29 marbles. He gave 7 to his friend. How many marbles does Sizwe have now?



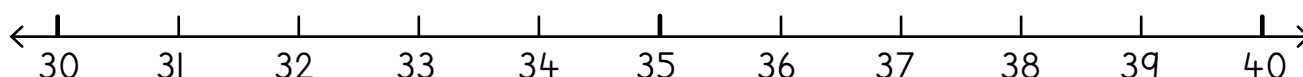
3 Sombulula. Sebenzisa umgcamanani ukuncede.

Solve. Use the number line for help.

u-4 + 6 = 10 ngoko ke 34 + 6 = 40.
 u-6 - 4 = 2 ngoko ke 36 - 4 = 32.
 4 + 6 = 10 therefore 34 + 6 = 40.
 6 - 4 = 2 therefore 36 - 4 = 32.



$30 + 4 = \underline{\quad}$	$35 + 3 = \underline{\quad}$	$39 - 3 = \underline{\quad}$	$34 - 3 = \underline{\quad}$
$32 + 5 = \underline{\quad}$	$36 + 3 = \underline{\quad}$	$37 - 4 = \underline{\quad}$	$40 - 6 = \underline{\quad}$
$33 + 5 = \underline{\quad}$	$34 + 6 = \underline{\quad}$	$40 - 4 = \underline{\quad}$	$36 - 4 = \underline{\quad}$



4 UTata uJola unomhlambi weenkomo ezingama-32. Uthenge ezinye iinkomo ezi-6. Zingaphi iinkomo anazo ngoku?

Tata Jola had 32 head of cattle. He bought 6 more. How many cows does he have now?



USanele ubaleke umgama ongangeekhilomitha ezingama-38 kule nyanga idlulileyo. UEntle ubaleke iikhilomitha ezingaphantsi ngesi-4. Zingaphi iikhilomitha azibalekileyo uEntle?

Sanele ran 38 kilometres last month. Entle ran 4 kilometres less. How many kms did Entle run?

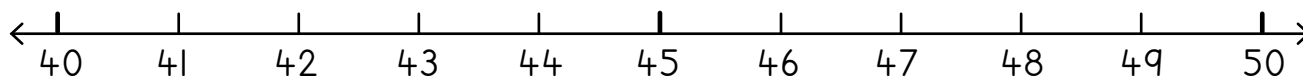
5 Sombulula. Sebenzisa umgcamanani ukuncede.

Solve. Use the number line for help.

u-5 + 4 = 9 ngoko ke 45 + 4 = 49.
 u-8 - 7 = 1 ngoko ke 48 - 7 = 41.
 5 + 4 = 9 therefore 45 + 4 = 49.
 8 - 7 = 1 therefore 48 - 7 = 41.



$40 + 8 = \underline{\quad}$	$43 + 3 = \underline{\quad}$	$49 - 2 = \underline{\quad}$	$48 - 4 = \underline{\quad}$
$44 + 5 = \underline{\quad}$	$45 + 3 = \underline{\quad}$	$50 - 5 = \underline{\quad}$	$49 - 6 = \underline{\quad}$
$42 + 5 = \underline{\quad}$	$43 + 7 = \underline{\quad}$	$50 - 8 = \underline{\quad}$	$48 - 7 = \underline{\quad}$



IZIBALO
ZENTLOKO
MENTAL MATHS

DIBANISA
UTHABATHE
ADD AND SUBTRACT

UMDLALO
GAME

UPHUHLISO
LWENGGIQQO
CONCEPT DEVELOPMENT

AMAPHEPHA
OKUSEBENZELA
WORKSHEETS

1 Sombulula. Sebenzisa umgcamanani ukuncede.

Solve. Use the number line for help.

$3 + 7 = 10$ ngoko ke $53 + 7 = 60$.

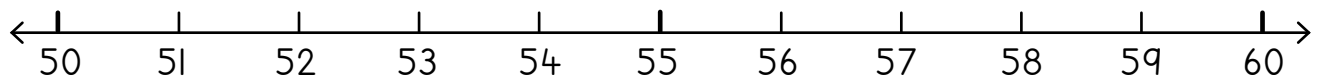
$7 - 5 = 2$ ngoko ke $57 - 5 = 52$.

$3 + 7 = 10$ therefore $53 + 7 = 60$.

$7 - 5 = 2$ therefore $57 - 5 = 52$.



$50 + 4 = \underline{\quad}$	$55 + 3 = \underline{\quad}$	$58 - 2 = \underline{\quad}$	$54 - 4 = \underline{\quad}$
$54 + 5 = \underline{\quad}$	$56 + 2 = \underline{\quad}$	$57 - 5 = \underline{\quad}$	$60 - 3 = \underline{\quad}$



2 USane ufunde amaphepha angama-57 kule veki iphelileyo. UBella ufunde amaphepha angaphantsi ngesi-4. Mangaphi amaphepha afundwe nguBella?

Sane read 57 pages last week. Bella read 4 pages less. How many pages did Bella read?

Ikwayala yesikolo ibinabantwana abangama-52 kunyaka ophelileyo. Kulo nyana inabantwana aba-5 ngaphezulu. Bangaphi abantwana abasekwayaleni kulo nyaka?

The school choir had 52 children last year. This year it has 5 more. How many children are in the choir this year?

3 Sombulula. Sebenzisa umgcamanani ukuncede.

Solve. Use the number line for help.

$5 + 4 = 9$ ngoko ke $65 + 4 = 69$.

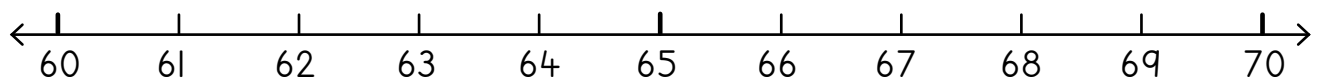
$8 - 4 = 4$ ngoko ke $68 - 4 = 64$.

$5 + 4 = 9$ therefore $65 + 4 = 69$.

$8 - 4 = 4$ therefore $68 - 4 = 64$.



$60 + 8 = \underline{\quad}$	$65 + 4 = \underline{\quad}$	$69 - 2 = \underline{\quad}$	$68 - 4 = \underline{\quad}$
$65 + 5 = \underline{\quad}$	$64 + 3 = \underline{\quad}$	$70 - 5 = \underline{\quad}$	$69 - 6 = \underline{\quad}$



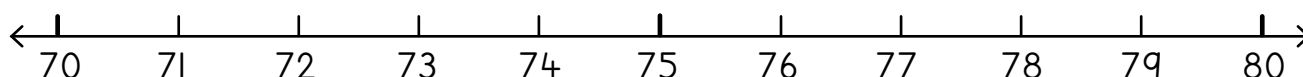
4 Sombulula. Sebenzisa umgcamanani ukuncede.

Solve. Use the number line for help.

4 + 6 = 10 ngoko ke 74 + 6 = 80.
6 - 4 = 2 ngoko ke 76 - 4 = 72.
4 + 6 = 10 therefore 74 + 6 = 80.
6 - 4 = 2 therefore 76 - 4 = 72.



$70 + 5 = \underline{\quad}$	$76 + 3 = \underline{\quad}$	$80 - 3 = \underline{\quad}$	$74 - 3 = \underline{\quad}$
$72 + 4 = \underline{\quad}$	$75 + 2 = \underline{\quad}$	$77 - 4 = \underline{\quad}$	$80 - 6 = \underline{\quad}$
$75 + 5 = \underline{\quad}$	$74 + 6 = \underline{\quad}$	$80 - 4 = \underline{\quad}$	$76 - 4 = \underline{\quad}$



5 UTumi uqhuba ibhayisekile yakhe iikhilomitha ezingama-98. USam uqhuba iikhilomitha ezingaphantsi ngesi-5. Uqhuba iikhilomitha ezingaphi uSam?

Tumi rode her bicycle for 98 kilometres. Sam rode 5 kilometres less. How many kilometres did Sam ride?

UShona unamapetyu angama-98. Uphe umhlobo wakhe asi-7. Mangaphi amapetyu anawo ngoku?

Shona has 98 marbles. He gives 7 to his friend. How many marbles does he have now?



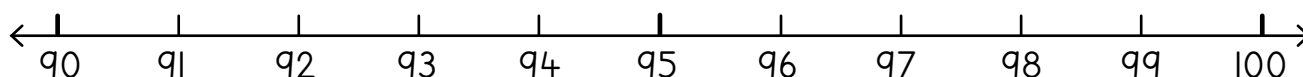
6 Sombulula. Sebenzisa umgcamanani ukuncede.

Solve. Use the number line for help.

5 + 4 = 9 ngoko ke 95 + 4 = 99.
8 - 7 = 1 ngoko ke 98 - 7 = 91.
5 + 4 = 9 therefore 95 + 4 = 99.
8 - 7 = 1 therefore 98 - 7 = 91.



$90 + 8 = \underline{\quad}$	$95 + 3 = \underline{\quad}$	$99 - 2 = \underline{\quad}$	$98 - 4 = \underline{\quad}$
$94 + 5 = \underline{\quad}$	$96 + 3 = \underline{\quad}$	$100 - 5 = \underline{\quad}$	$99 - 6 = \underline{\quad}$
$93 + 5 = \underline{\quad}$	$93 + 7 = \underline{\quad}$	$100 - 8 = \underline{\quad}$	$98 - 7 = \underline{\quad}$



IZIBALO
ZENTLOKO
MENTAL MATHS

DIBANISA
UTHABATHE
ADD AND SUBTRACT

UMDLALO
GAME

UPHUHLISO
LWENGQIQO
CONCEPT DEVELOPMENT

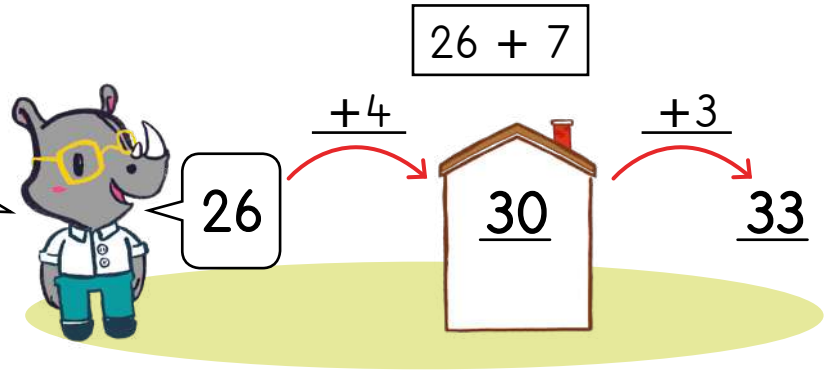
AMAPHEPHA
OKUSEBENZELA
WORKSHEETS

Ndiqala kuma-26.
I-10 elilandelayo ngama-30!
Nditsiba ka-4 ukuya kuma-30.
Kuye kwafuneka ndidibanise isi-7
ngaphezulu. Ndidibanise ezi-4.
Kufuneka ndongeze zibe ngaphi
ngaphezulu?

I start at 26. The next 10 is 30!

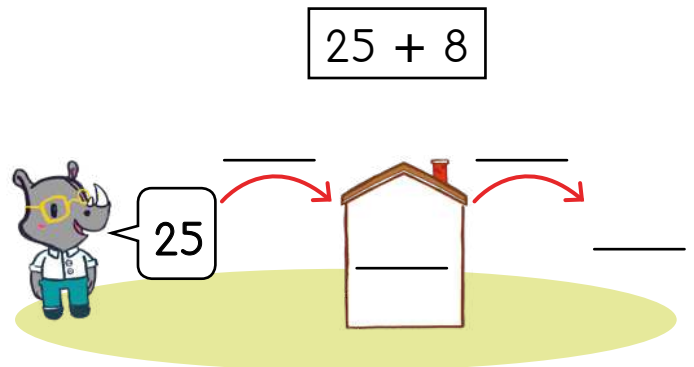
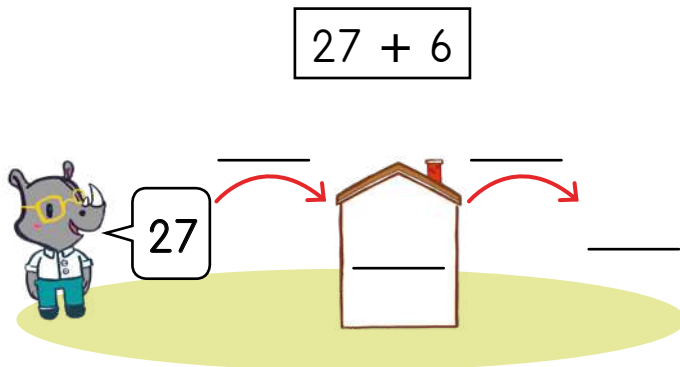
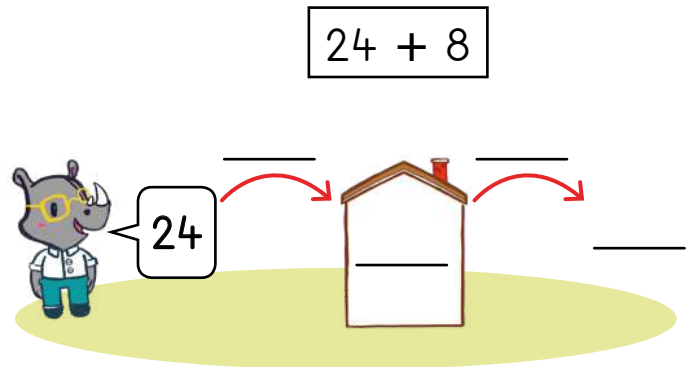
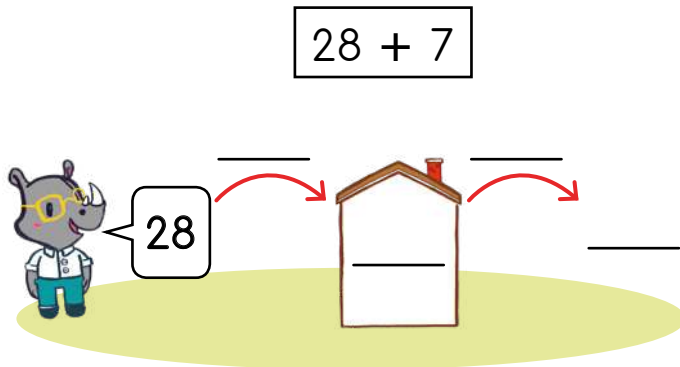
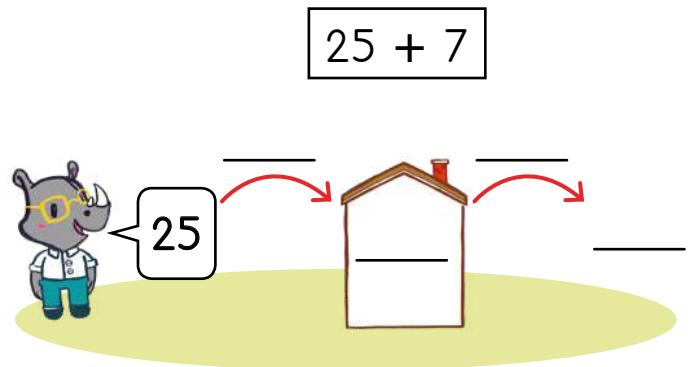
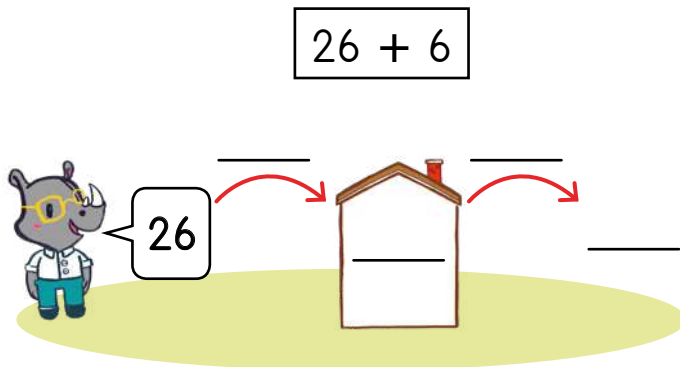
I jump 4 to 30.

I have to add 7. I have added 4.
How much more must I add?



I Bonisa kudityaniswa njani.

Show how to add.

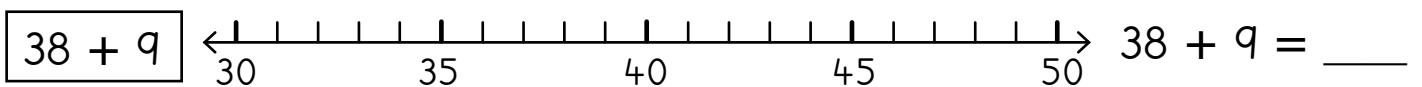
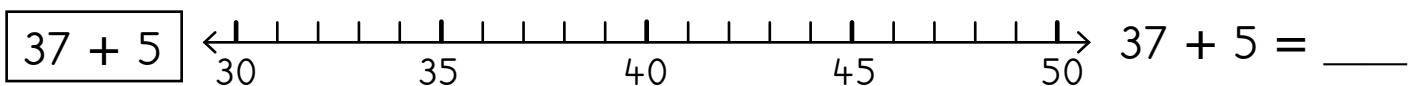
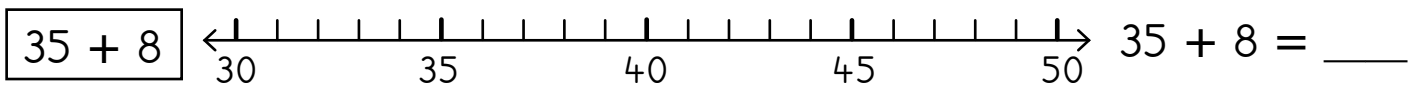
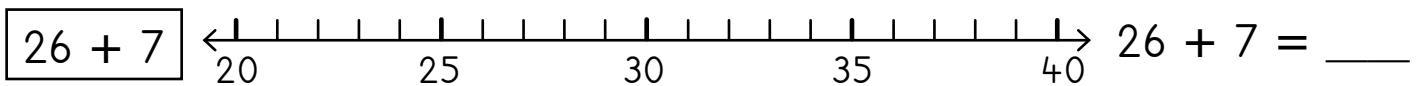
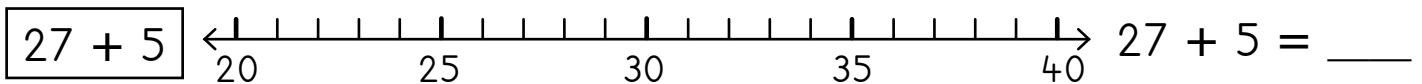
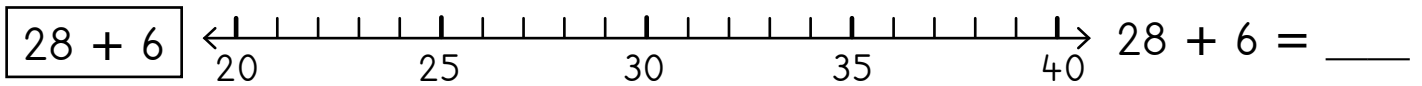
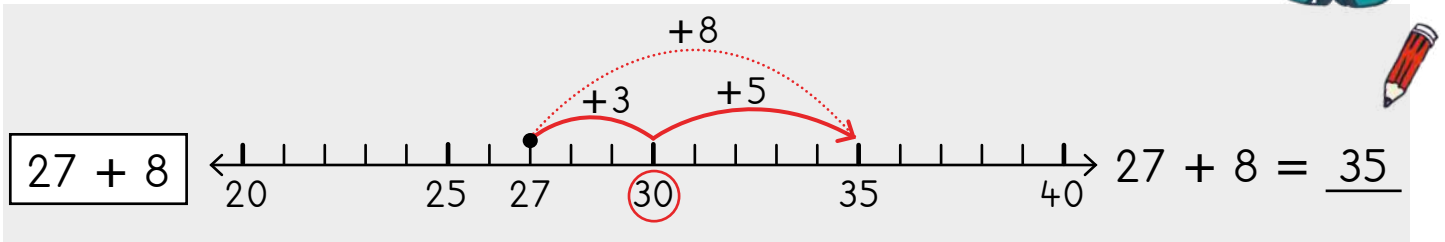


2 Dibanisa ubonise kumgcamanani.

Add by showing on the number line.

Rhangqa i-10
elilandelayo. Tsibela
kwi-10 elilandelayo.
Kufuneka ndidibanise
ezingaphi ngaphezulu?

Circle the next 10. Jump
to the next 10. How much
more must I add?



IZIBALO
ZENTLOKO
MENTAL MATHS

DIBANISA
UTHABATHE
ADD AND SUBTRACT

UMDLALO
GAME

UPHUHLISO
LWENGQIQO
CONCEPT DEVELOPMENT

AMAPHEPHA
OKUSEBENZELA
WORKSHEETS

$32 - 7$

Ndiqala kuma-32.
I-10 elidlulileyo ngu-30.
Ndithabatha u-2 ukuze ndiye ku-30.
Kufuneka ndithabathe ezisi-7.

$$7 - 2 = 5$$

I start at 32.
The previous 10 is 30.
I subtract 2 to visit the 30.
I have to subtract 7.

$$7 - 2 = 5$$

I Bonisa kuthatyathwa njani.

Show how to subtract.

$32 - 7$

$34 - 8$

$35 - 7$

$33 - 9$

$44 - 8$

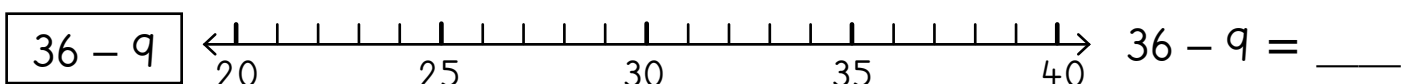
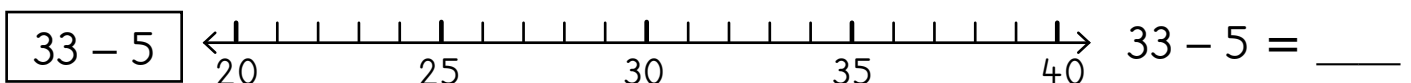
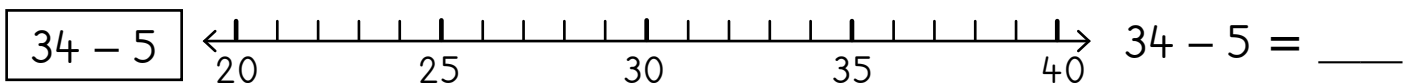
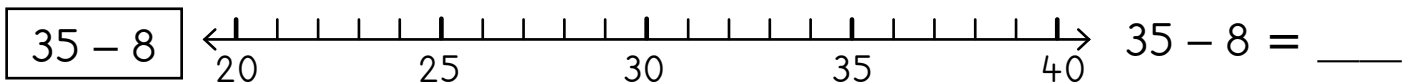
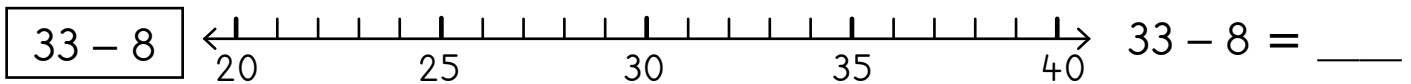
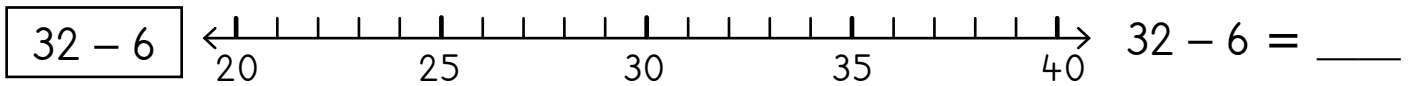
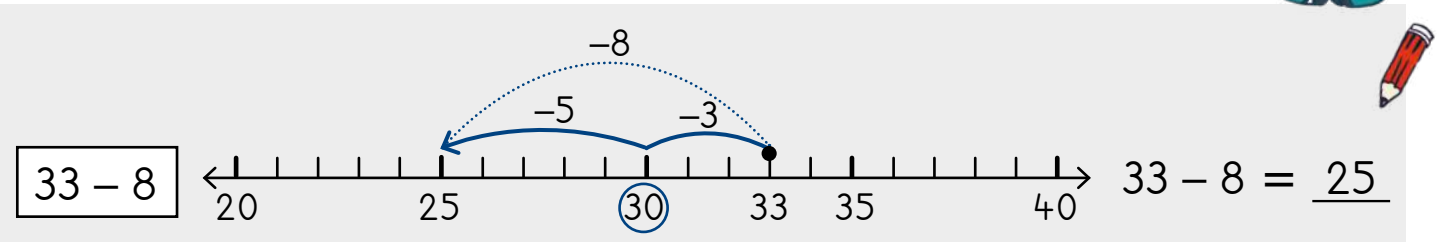
$45 - 8$

2 Thabatha ngokubonisa kumgcamanani.

Subtract by showing on the number line.

Qala ku-30. Rhangqa i-10 elidlulileyo. Kukude kangakanani kwi-10 elidlulileyo? Kufuneka ndithabathe kangakanani ngaphezulu?

Start at 33. Circle the previous 10. How far to the previous 10? How much more must I subtract?



IPHEPHA LOKUSEBENZELA
WORKSHEET

IPHEPHA LOKUSEBENZELA
WORKSHEET

Masithethe ngeMaths!

Let's talk Maths!



NgesiXhosa sithi:

Ukudibanisa: iinxalenye ezimbini zenza into enye epheleleyo.

Ukudibanisa: amanani amabini ayadibana ukuze enze itotali (isiphumo).

ULwazi ufunda maphepha ali-10.

USindi ufunda amaphepha angama-20.

Mangaphi amaphepha abawafundileyo edibene?

In English we say:

Addition: two parts come together to make the whole.

Addition: two numbers come together to make a total.

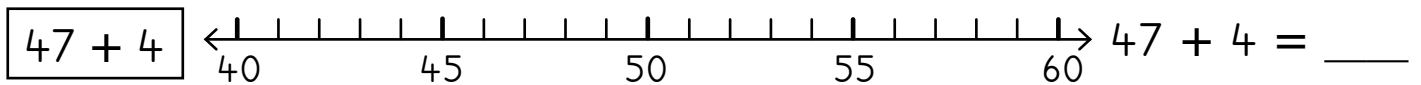
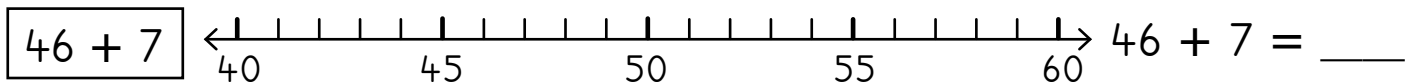
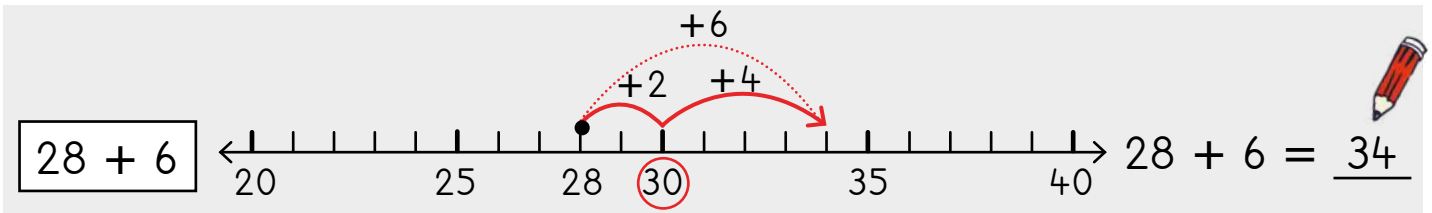
Lwazi reads 10 pages. Sindi reads

20 pages. How many pages do

they read altogether?

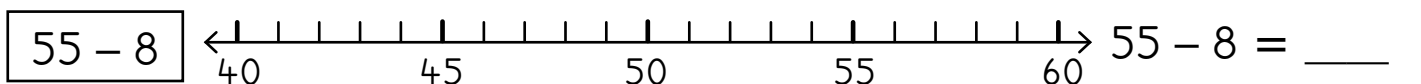
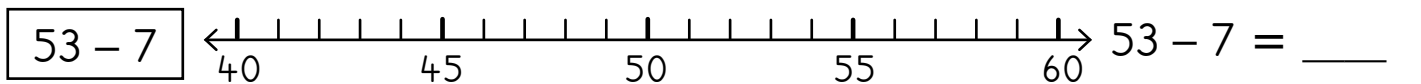
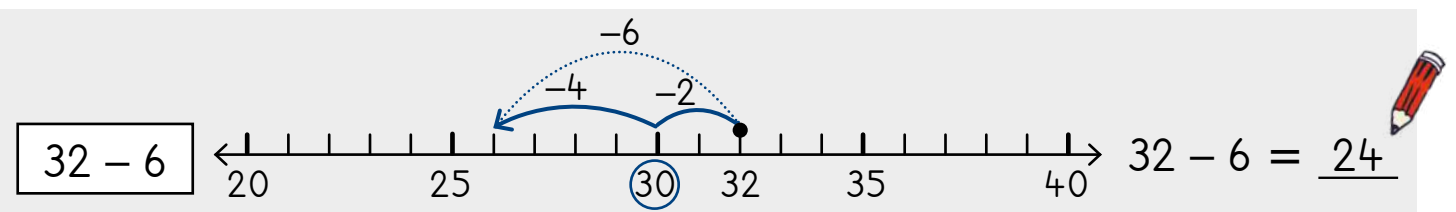
1 Dibanisa ubonise kumgcamanani.

Add by showing on the number line.






2 Thabatha ngokubonisa kumgcamanani.

Subtract by showing on the number line.




3	Abantwana ba-3, mangaphi amehlo? 3 children, how many eyes?		Abantwana ba-6, zingaphi iindlebe? 6 children, how many ears?	
	Iibhayiselile zi-4, mangaphi amavili? 4 bicycles, how many wheels?		Abantwana bali-10, zingaphi izandla? 10 children, how many hands?	

4	 2ℓ 2ℓ 2ℓ 2ℓ	Zingaphi iibhotile? How many bottles?	
		Zingaphi iilitha? How many litres?	

5  Ilekese enye ixabisa i-R2. Ndiza kubhatala malini: 

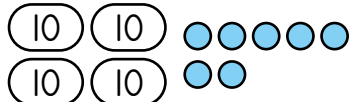
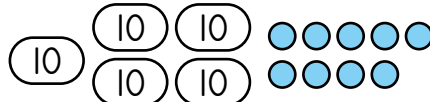
One sweet costs R2. How much do I pay for:

ngeelekese ezi-3 3 sweets		ngeelekese ezi-5 5 sweets	
ngeelekese ezi-6 6 sweets		ngeelekese ezili-10 10 sweets	

6		Zingaphi iingqekembe? How many coins?	
		Zingaphi iiRandi? How many Rands?	

7	Isiqingatha okanye ihafu: Half:	Phinda kabini: Double:
10	11	10 11
12	13	12 13
14	15	14 15

8 Ngubani inani?
What is the number?

			
---	--	--	--

IZIBALO
ZENTLOKO
MENTAL MATHS

UKUDIBANISA 10
ADDING 10S

UMDLALO
GAME

UPHUHLISO
LWENGQIQQO
CONCEPT DEVELOPMENT

AMAPHEPHA
OKUSEBENZELA
WORKSHEETS

Umdlalo: IMath ekhawulezayo ngamakhadi - ukwahlula kubini

Game: Fast maths with cards - halving

- Sebenzisa amakhadi amanani akho 0–20.
Use your 0–20 number cards.
- Guqula libe linye. Bala isiqingatha.
Flip one. Calculate half.
- Phinda uzame kwakhona.
Khawulezisa!
Try again. Faster!

7 esinesiqingatha
7 and a half.



inzima
heavier



ikhaphukhaphu
lighter


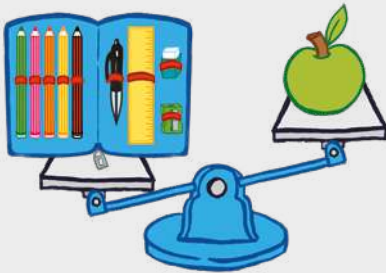
I Jonga imifanekiso uze ubhale igama elichanekileyo:


Look at the pictures and fill in the correct words:

ikhaphukhaphu kuna-
lighter than

inzima kuna-
heavier than

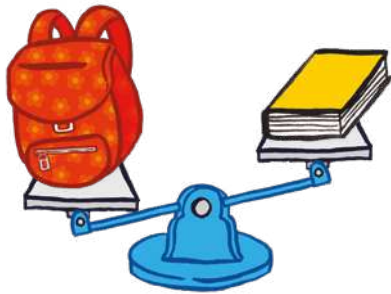
ziyafana
the same as



Isingxobo sepenisile
sinzima kuna-apile. 
The pencil case is heavier than the apple.


Iorenji i _____
kuneapile.
The orange is _____ the apple.

Isingxobo sepenisile si _____ kuneorenji.
The pencil case is _____ the orange.



Ubhaka u_____ kunencwadi.

The bag is _____ the book.



Isingxobo sepenisile si_____ kunencwadi.


The pencil case is _____ the book.

Isingxobo sepenisile si_____ kunobhaka.

The pencil case is _____ the bag.

2 Jonga izikali zokulinganisela uze ufakele igama elithi **inzima** okanye **ikhaphukhaphu**.

Look at the balance scales and fill in the word **heavier** or **lighter**.



Iapile linzima kunepere.

Ipere likhaphukhaphu kuneapile.

The apple is heavier than the pear.

The pear is lighter than the apple.




Iorenji i_____ kunesipho. Isipho

si_____ kuneorenji.

The orange is _____ than the gift.

The gift is _____ than the orange.



Iapile li_____

kuneorenji. Iorenji

i_____ kuneapile.

The apple is _____ than the orange.

The orange is _____ than the apple.



Iorenji i_____

kunepenisile. Ipenisile

i_____ kuneorenji.

The orange is _____ than the pencil.

The pencil is _____ than the orange.

IZIBALO
ZENTLOKO
MENTAL MATHS

UKUDIBANISA 10
ADDING 10S

UMDLALO
GAME

UPHUHLISO
LWENGIQO
CONCEPT DEVELOPMENT

AMAPHEPHA
OKUSEBENZELA
WORKSHEETS

1 Zoba iimilo ukuze uzinzise izikali.

Draw the shapes to make the scales balance.

	<p>Oonxantathu aba-5 banobunzima obulinganayo nobezikwere ezi-3. 5 triangles has the same mass as 3 squares.</p>
	<p>Amaqunube ama-5 anobunzima obulingana nobeelekese ezili-9. 5 strawberries has the same mass as 9 sweets.</p>
	<p>Izikwere ezi-4 zinobunzima obilinganayo nobezangqa ezi-5. 4 squares has the same mass as 5 circles.</p>

2 Mangaphi amapetyu aza kuzinzisa isikali?

How many marbles will balance the scale?

<p>$5 = 1 + \underline{4}$ </p>	<p>$6 = 2 + \underline{\quad}$</p>
<p>$3 + \underline{\quad} = \underline{\quad}$</p>	<p>$10 = \underline{\quad} + 4$</p>

3 Buyintoni ubunzima?

What is the mass?



Ubunzima bekherothi = iibhetri ezi- 3.

Carrot mass = 3 batteries.



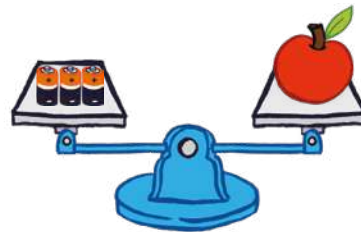
Ubunzima bekhandlela = iibhetri ezi- ____.

Candle mass = ____ batteries.



Ubunzima besityalo = iibhetri ezi- ____.

Plant mass = ____ batteries.



Ubunzima beapile = iibetri ezi- ____.

Apple mass = ____ batteries.



Ubunzima bekofu = iibetri ezi- ____.

Coffee mass = ____ batteries.



Ubunzima beekeyikana = iibhetri ezi- ____.

Cupcake mass = ____ batteries.

Yeyiphi eyona inzima? _____

Which object is the heaviest? _____

Thelekisa ubunzima beapile nobekherothi.

Compare the mass of the apple and the carrot.

IZIBALO
ZENTLOKO
MENTAL MATHS

UKUDIBANISA 10
ADDING 10S

UMDLALO
GAME

UPHUHLISO
LWENGIQO
CONCEPT DEVELOPMENT

AMAPHEPHA
OKUSEBENZELA
WORKSHEETS


1 Buthini ubunzima?

What is the mass?




Ubunzima bencwadi =
ama-apile ama- 3.

Book mass = 3 apples.




Ubunzima besibane =
ama-apile asi- ____.

Lamp mass = ____ apples.




Isingxobo seepenisile =
ama-apile ama- ____.

Pencil case mass = ____ apples.




Ubunzima bejagi =
ama-apile ama- ____.

Jug mass = ____ apples.



Ubunzima beeteki =
iapile eli- ____.

Takkies mass = ____ apple.



Ubunzima beeteki = iibhola
zentenetya azi- ____.

Takkies mass = ____ tennis balls.

Yeyiphi eyona ikhaphukhaphu? _____


Which object is the lightest? _____

Yeyiphi enzima, liapile okanye yibhola yentenetya?

Which is heavier, the apple or the tennis balls? _____

2 Buyintoni ubunzima?

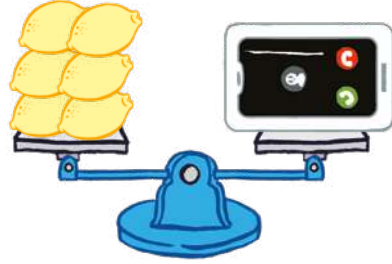
What is the mass?



Ubunzima beeteki =
iilemoni ezi- 5.




Takkies mass = 5 lemons.



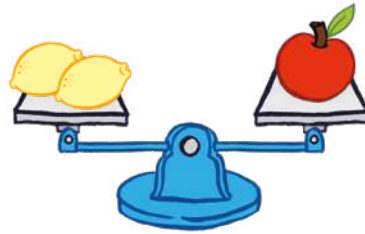
Ubunzima befowuni =
iilemoni ezi- ____.

Phone mass = ____ lemons.



Ubunzima besonka =
iilemoni ezi- ____.

Bread mass = ____ lemons.



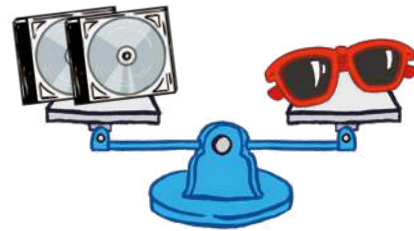
Ubunzima bama-apile =
iilemoni ezi- ____.

Apple mass = ____ lemons.



Iiglaszi zelanga =
ilemoni e- ____.

Sunglasses mass = ____ lemon.



Iiglaszi zelanga =
IiCD ezi- ____.

Sunglasses mass = ____ CDs.

Yeyiphi eyona ikhaphukhaphu, sisonka okanye liapile?

Which one is lighter, the bread or the apple? _____

Yeyiphi eyona inzima, yilemoni okanye yiCD? _____

Which one is heavier, a lemon or a CD? _____

IZIBALO
ZENTLOKO
MENTAL MATHS

UKUDIBANISA 10
ADDING 10S

UMDLALO
GAME

UPHUHLISO
LWENGIQO
CONCEPT DEVELOPMENT

AMAPHEPHA
OKUSEBENZELA
WORKSHEETS

1

Umlinganiselo wesikali
Scale reading




inzima
heavy

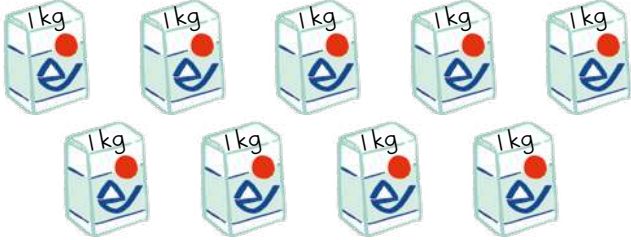


ikhaphukhaphu
light

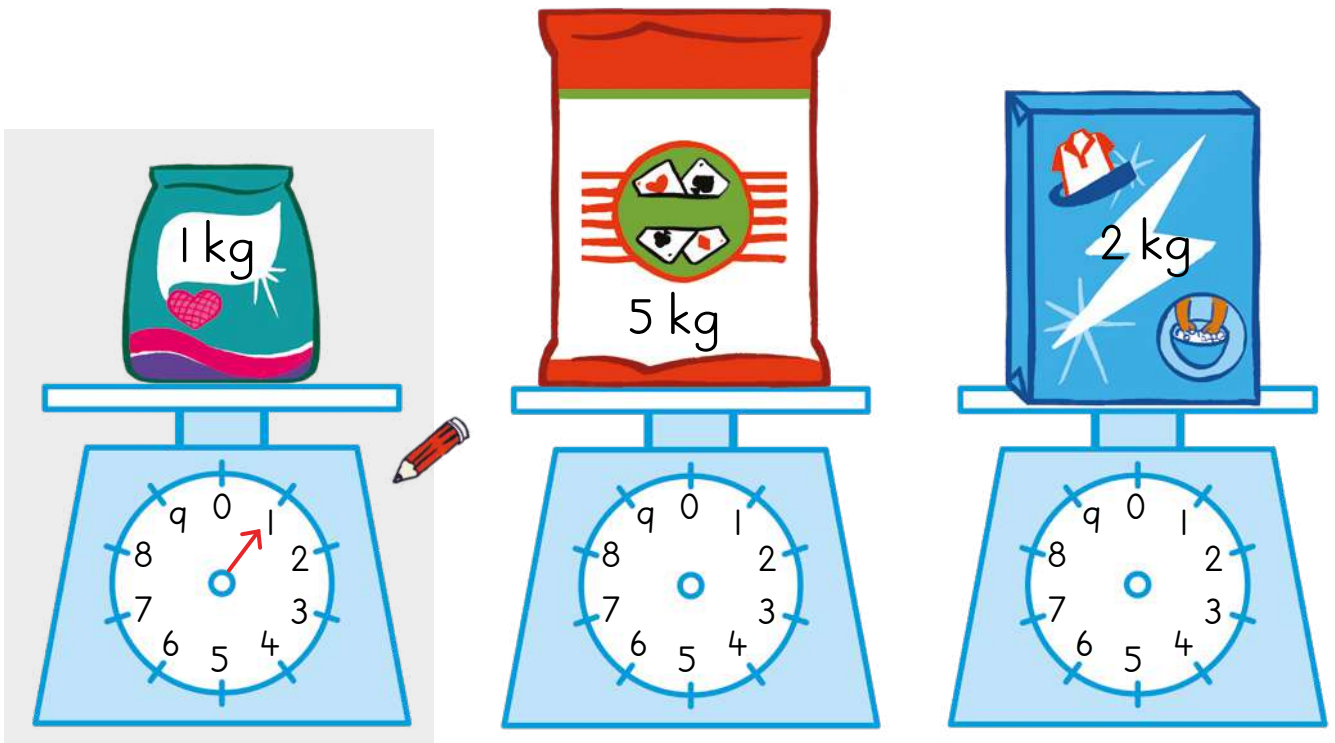
	inzima okanye ikhaphukhaphu? heavy or light?
	ikhaphukhaphu 
	light
	inzima 
	heavy

2

	Zingaphi iipakethe? How many packets?	6
	Zingaphi iikhilogrem? How many kilograms?	6

	Zingaphi iipakethe? How many packets?	
	Zingaphi iikhilogrem? How many kilograms?	

3 Zoba amasiba esikali ukuze ubonise ubunzima bezi mveliso. Rhangqa ngesangqa eyona ikhaphukhaphu.
Draw the arms on the scales to show the mass of these products. Circle the lightest item.



4 UTabu uthenga i-2 kg yeswekile aze uVusi athenge i-5 kg yeswekile. Zingaphi iikhilogrem zeswekile abanazo zidibene.
Tabu buys 2 kg of sugar and Vusi buys 5 kg of sugar. How many kilograms of sugar do they have altogether?

Masithethe ngeMaths!

Let's talk Maths!

NgesiXhosa sithi:

isikali sokulinganisela

inzima

inzinyana

ikhaphukhaphu

iyafana ne-

ubunzima

ikhilogrem

In English we say:

balance scale

heavy


heavier

lighter

the same as

mass

kilogram



- 1** Jonga izikali zokulinganisela uze ufakele igama elithi **inzima** okanye **ikhaphukhaphu**.

Look at the balance scales and fill in the word **heavier** or **lighter**.



Isendwiji i _____ kunequnube.

Iqunube li _____ kunesendwiji.

The sandwich is _____ than the strawberry

The strawberry is _____ than the sandwich.



Ibhokisi yeekhrayoni i _____ kunerabha.

Irabha i _____ kuneekhrayoni.

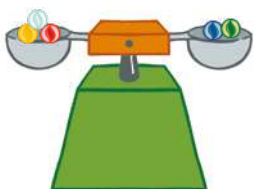
The box of crayons is _____ than the eraser.

The eraser is _____ than the crayons.

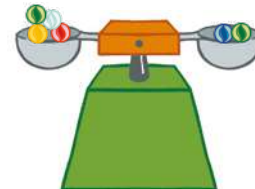
- 2** Mangaphi amapetyu aza kuzinzisa isikali?

How many marbles will balance the scale?

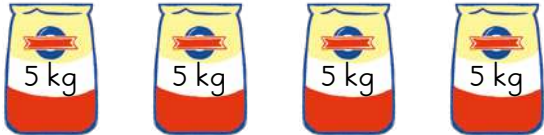
$$5 = 2 + \underline{\quad}$$





$$6 = \underline{\quad} + 2$$





3

	<p>Zingaphi iipakethe?</p> <p>How many packets?</p>	
	<p>Zingaphi iikhilogrem?</p> <p>How many kilograms?</p>	

	<p>Zingaphi iipakethe?</p> <p>How many packets?</p>	
	<p>Zingaphi iikhilogrem?</p> <p>How many kilograms?</p>	

	<p>Zingaphi iipakethe?</p> <p>How many packets?</p>	
	<p>Zingaphi iikhilogrem?</p> <p>How many kilograms?</p>	

	<p>Zingaphi iipakethe?</p> <p>How many packets?</p>	
	<p>Zingaphi iikhilogrem?</p> <p>How many kilograms?</p>	

	<p>Zingaphi iipakethe?</p> <p>How many packets?</p>	
	<p>Zingaphi iikhilogrem?</p> <p>How many kilograms?</p>	

4

<p>U Ayanda uthenge i-3 kg yeswekile kunye ne-5 kg yomgubo. Zingaphi iikhilogrem zidibene?</p> <p>Ayanda buys 3 kg of sugar and 5 kg of flour. How many kilograms altogether?</p>	<p>U Sam uthenge i-4 kg yeswekile ne-10 kg yemilimili. Zingaphi iikhilogrem zidibene?</p> <p>Sam buys 4 kg of sugar and 10 kg of mealie meal. How many kilograms altogether?</p>
---	--

IZIBALO
ZENTLOKO
MENTAL MATHS

DIBANISA
IZIPHINDWA ZE-10
ADD MULTIPLES OF 10

UMDLALO
GAME


UPHUHLISO
LWENGQIQQO
CONCEPT DEVELOPMENT

AMAPHEPHA
OKUSEBENZELA
WORKSHEETS

Umdlalo: Likude kangakanani i-10 elilandelayo?







Game: How far to the next 10?


- Sebenzani ngababini.
Work in pairs.
- Khetha inani.
Choose a number.
- Ngubani i-10 elilandelayo?
What is the next 10?
- Likude kangakanani i-10 elilandelayo?
How far to the next 10?
- Phinda kwakhona!
Do it again!



Thiya ezi milo amagama uze uzifake imibala.




Name and colour these shapes.

	isikwere square	luhlaza green
	_____	pink pink
	_____	bomvu red
	_____	zuba blue
	_____	mthubi yellow
	_____	orenji orange



2 Krwela imigca utshatise iimilo ezine-2D namagama achanekileyo.

Draw lines to match the 2-D shapes to the correct names.



• isangqa
circle

• irekthengile
rectangle

• isikwere
square

• unxantathu
triangle

3 Sika iimilo ezikwiphepha I03 uze uzincamathelise zitshate namagama achanekileyo.

Cut out the shapes on page I03 and paste them to match the correct names.

<p>isangqa circle</p>	<p>unxantathu triangle</p>
<p>isikwere square</p>	<p>irekthengile rectangle</p>

IZIBALO
ZENTLOKO
MENTAL MATHS

DIBANISA
IZIPHINDWA ZE-10
ADD MULTIPLES OF 10





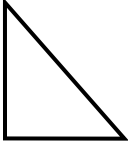










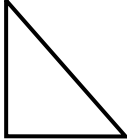









UMDLALO
GAME

UPHUHLISO
LWENGGIQQO
CONCEPT DEVELOPMENT

AMAPHEPHA
OKUSEBENZELA
WORKSHEETS

I Fumana iimilo.

Find the shapes.

- Zoba isangqa kwizikwere ezincinci.

Draw a circle around the small squares.

- Fakela umbala ozuba kuzo zonke izikwere ezikhulu.

Colour all the big squares blue.

- Yenza uno-~~x~~ kwizangqa ezikhulu.

Put a ~~x~~ on all the big circles.

- Fakela umbala obomvu kuzo zonke izikwere ezincinci.

Colour all the small circles red.

- Phawula nge-✓ zonke iirekthengile ezinkulu.

Put a ✓ on all the big rectangles.

- Fakela umbala oluhlaza kwiirekthengile ezincinci.

Colour all the small rectangles green.

- Beka * koonxantathu abancinci.




Put a * on all the small triangles.


- Fakela umbala ozuba koonxantathu abakhulu.

Colour all the big triangles blue.

2 Zoba isilwanyana usebenzise zonke iimilo.

Draw an animal using all these shapes.

<p>isangqa circle</p> 	<p>unxantathu triangle</p> 	<p>isikwere square</p> 	<p>irekthengile rectangle</p> 
---	--	---	---



Sesiphi isilwanyana osizobileyo?
What animal did you draw?

IZIBALO
ZENTLOKO
MENTAL MATHS

THABATHA
IZIPHINDWA ZE-10
SUBTRACT MULTIPLES OF 10

UMDLALO
GAME

UPHUHLISO
LWENGQIQO
CONCEPT DEVELOPMENT

AMAPHEPHA
OKUSEBENZELA
WORKSHEETS

Sika iimilo ezisi-7 (ezibizwa ngokuba ziithengrem) ezikwiphapha le-105 uze uzisebenzise ekwenzeni lo mfanekiso.
Cut out the 7 shapes (called a tangram) on page 105 and use them to make this picture.

Yenza le milo.
Ifana nehemphe.
Make this shape.
It looks like a shirt.



Yenza le milo.
Ifana nantoni?
Make this shape.
What does it look like?





Yenza le milo.
Ifana nantoni?
Make this shape.
What does it look like?



Yenza le milo.
Ifana nantoni?
Make this shape.
What does it look like?



IZIBALO
ZENTLOKO
MENTAL MATHS

THABATHA
IZIPHINDWA ZE-10
SUBTRACT MULTIPLES OF 10





















UMDLALO
GAME

UPHUHLISO
LWENGQIQO
CONCEPT DEVELOPMENT

AMAPHEPHA
OKUSEBENZELA
WORKSHEETS






1 Fakela umbala kwimilo efana naleyo isekuqaleni kumgca ngamnye.

Shade the shape that matches the first one in each row.

2 Bhala igama lemilo nganye.

Write the name of each shape.










	isikwere square 
	
	
	

3 Fakela umbala ozuba emacaleni.

Colour the sides blue.

Fakela umbala obomvu kwiikona.

Colour the corners red.

	 amacala sides <input type="text" value="4"/>		amacala sides <input type="text"/>
	amacala sides <input type="text"/>		amacala sides <input type="text"/>
	amacala sides <input type="text"/>		amacala sides <input type="text"/>
	amacala sides <input type="text"/>		amacala sides <input type="text"/>
	iikona corners <input type="text"/>		iikona corners <input type="text"/>

Masithethe ngeMaths!

Let's talk Maths!



NgesiXhosa sithi:

isikwere

unxantathu

irekthengile

isangqa

amacala athe tse

amacala angqukuva

In English we say:

square

triangle

rectangle

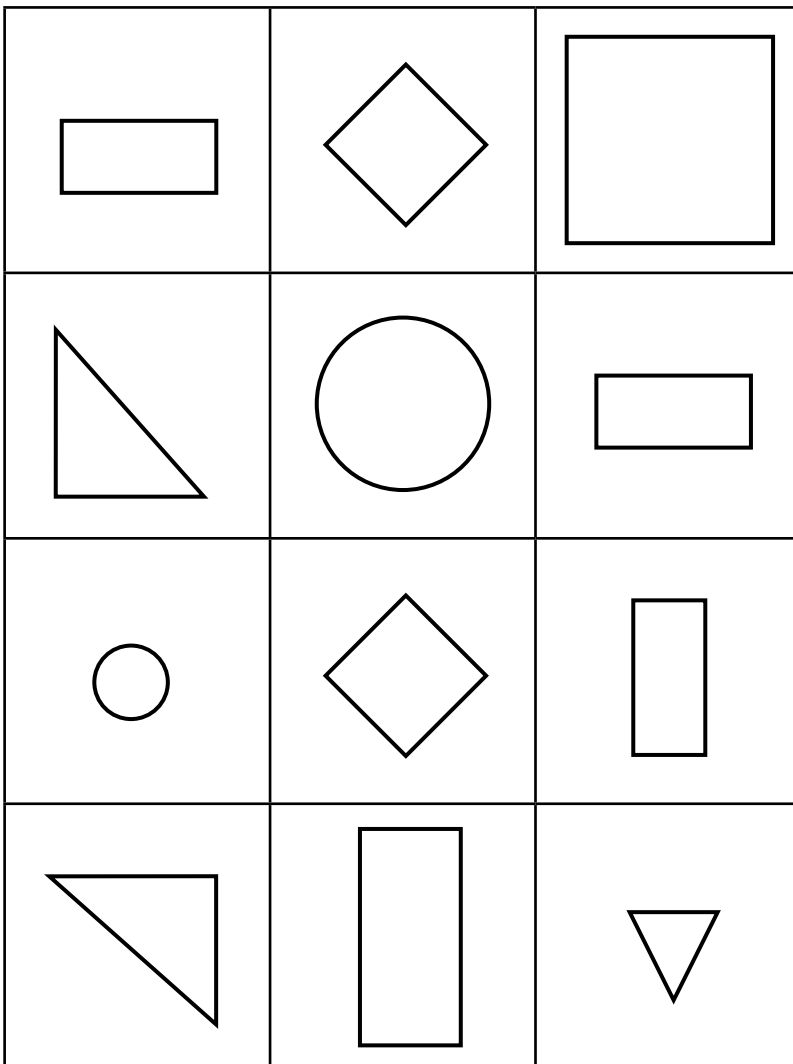
circle

straight sides

round sides

1 Fumana iimilo.

Find the shapes.



Zoba isangqa kwisikwere esikhulu.

Draw a circle in the big square.

Beka u-X kwisangqa esincinci.

Put a x on the small circle.

Faka umbala obomvu kwirekthengile enkulu.



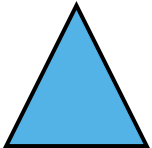

Colour the big rectangle red.

Faka umbala oluhlaza kunxantathu omncinci.

Colour the small triangle green.






2 Zalisa itheyibhile.

Fill in the table.

imilo shape	igama name	inani leekona number of corners
		
		
		
		

3 Zoba umzekelo wento yokwenyani efana nemilo nganye.

Draw an example of where each shape is found in real life.

IZIBALO
ZENTLOKO
MENTAL MATHS

FIZZ POP -
CAZULULA
FIZZ POP - BREAK


UMDLALO
GAME

UPHULISO
LWENGIQO
CONCEPT DEVELOPMENT

AMAPHEPHA
OKUSEBENZELA
WORKSHEETS

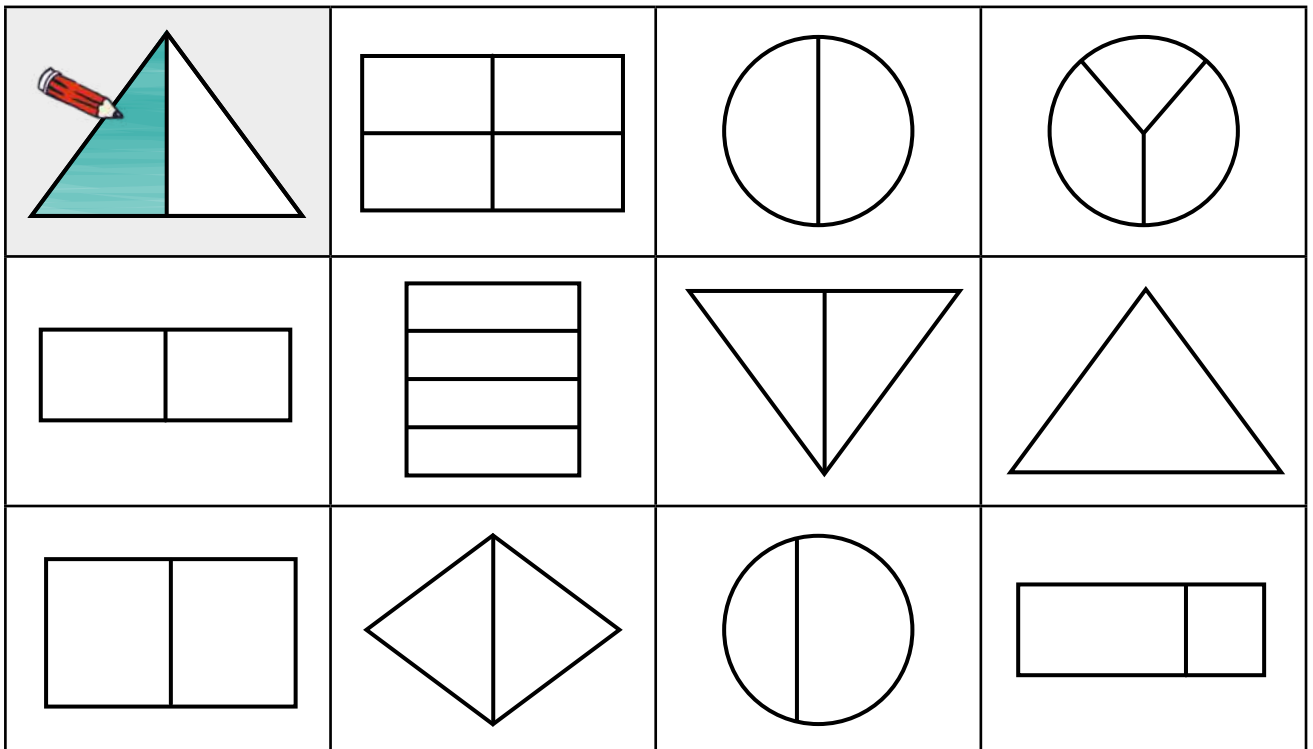
1 Faka umbala kwihafu yemilo nganye.

Colour half of each shape.



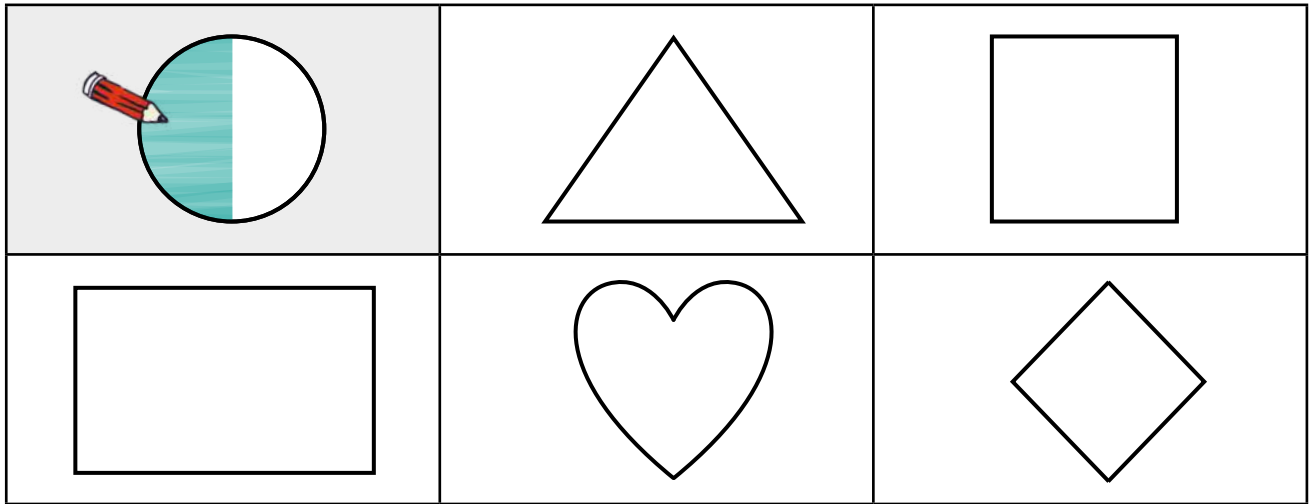
2 Faka umbala kwisiqingatha semilo nganye eyahlulwe yaziziqingatha.

Colour one half of each shape that is divided into halves.



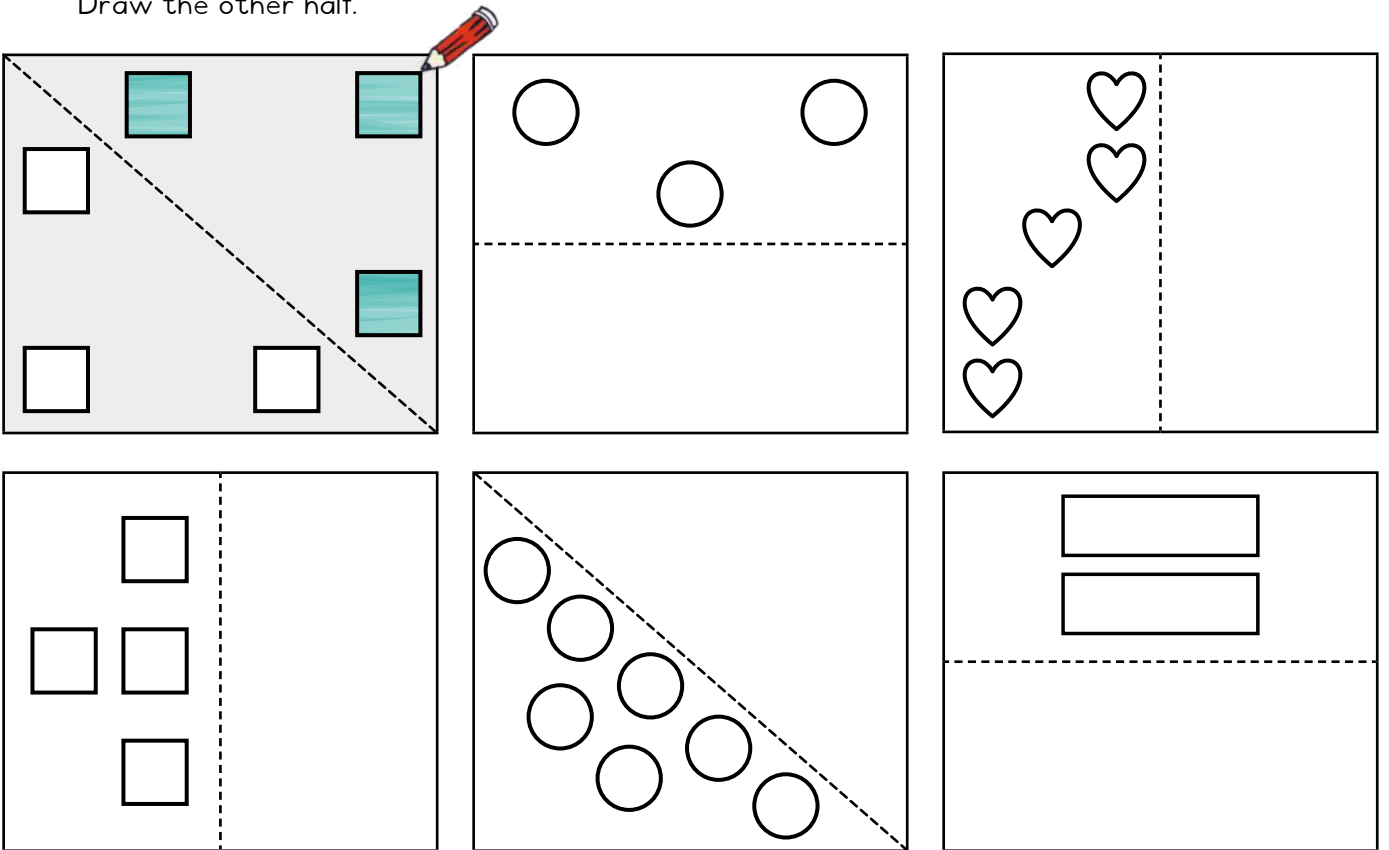
3 Fakela isiqingatha semilo nganye.

Colour half of each shape.



4 Zoba esinye isiqingatha.

Draw the other half.



5 Treyisa.

Trace.

isiqingatha isiqingatha half half

IZIBALO
ZENTLOKO
MENTAL MATHS

FIZZ POP -
YAKHA
FIZZ POP - BUILD

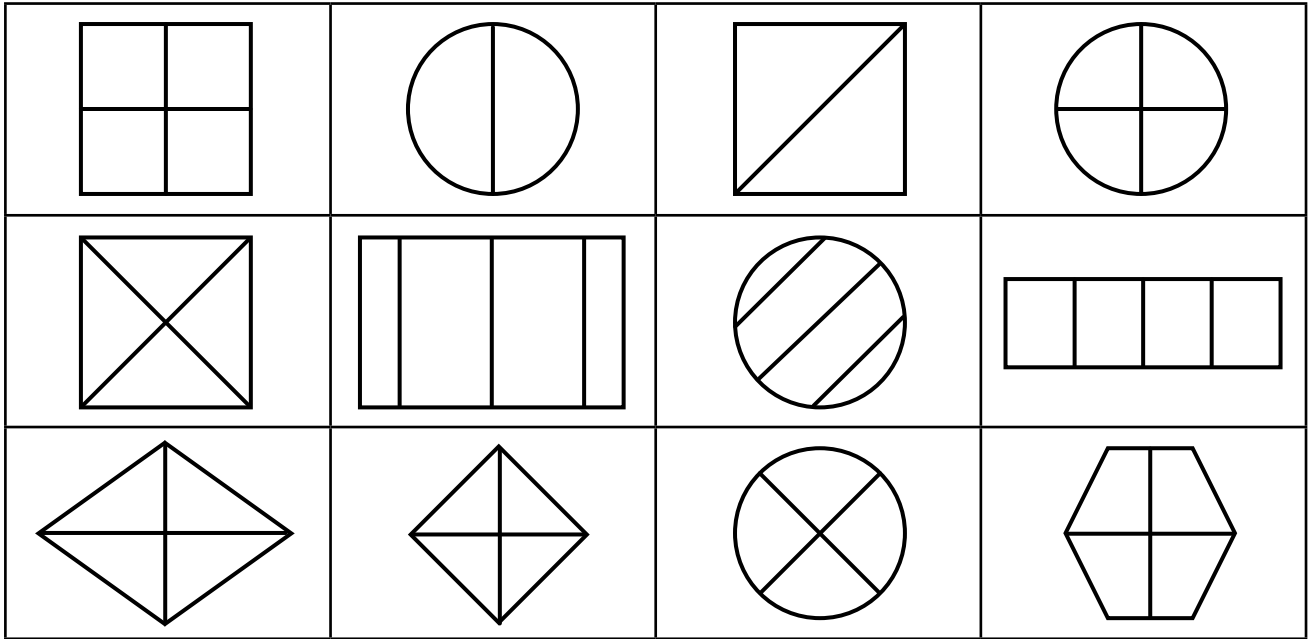
UMDLALO
GAME

UPHULISO
LWENGQIQO
CONCEPT DEVELOPMENT

AMAPHEPHA
OKUSEBENZELA
WORKSHEETS


1 Fakela umbala kwikota enye yemilo nganye eyahlulwe yaziikota.

Colour one quarter of each shape that is divided into quarters.



2 Fakela umbala kwikota enye yeqela ngalinye lezilwanyana.

Colour in one quarter of each group of animals.



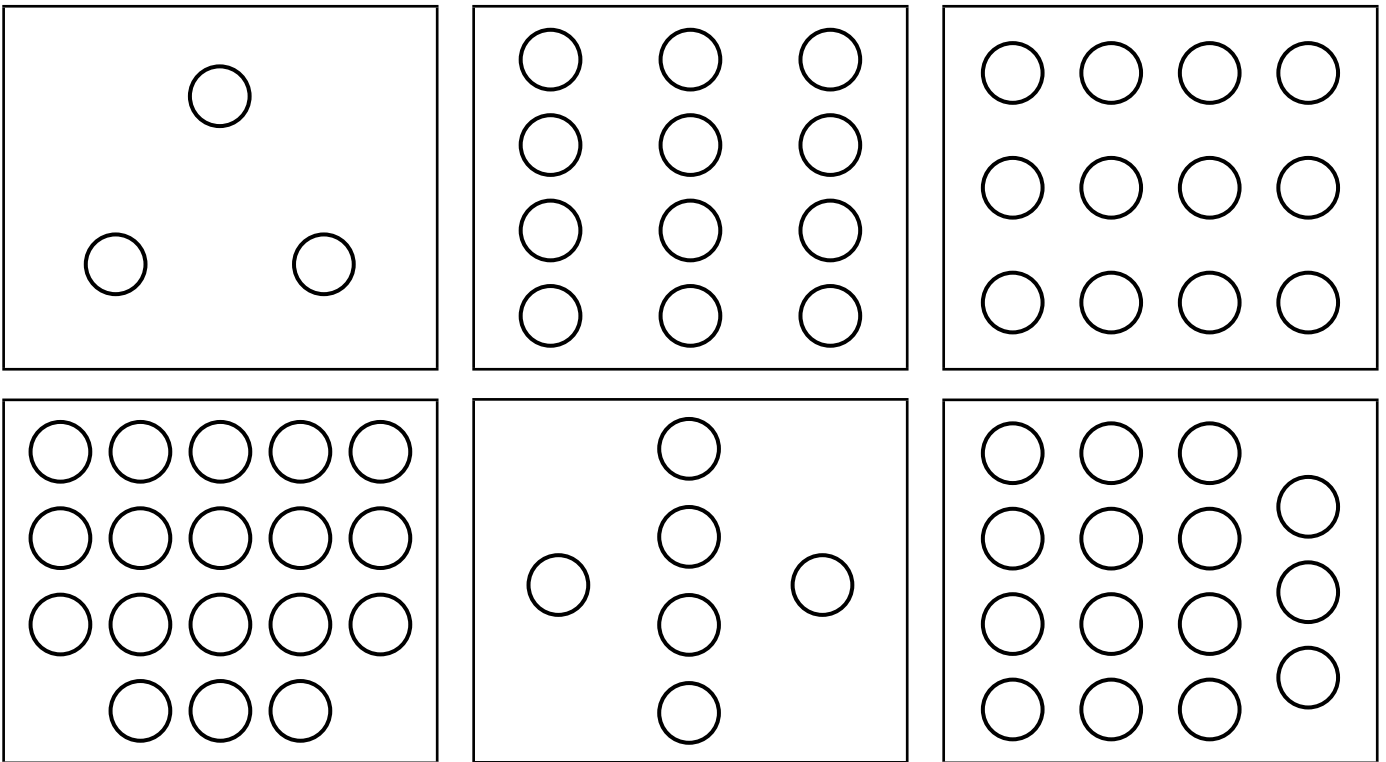
3 Treyisa.

Trace.

ikota ikota quarter quarter

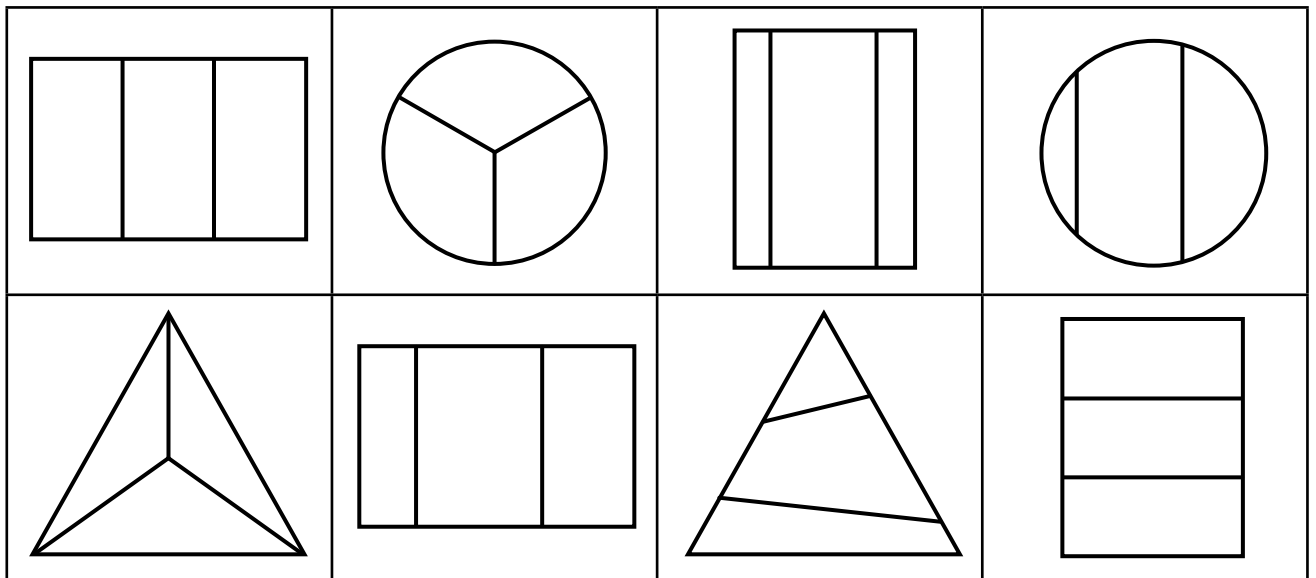
4 Fakela umbala kwisithathu seemilo.

Colour in a third of the shapes.



5 Fakela umbala kwisithathu semilo nganye eyahlulwe yazizithathu.

Colour one third of each shape that is divided into thirds.



6 Treyisa.

Trace.

isithathu isithathu third third

IZIBALO
ZENTLOKO
MENTAL MATHS

FIZZ POP -
CAZULULA
FIZZ POP - BREAK

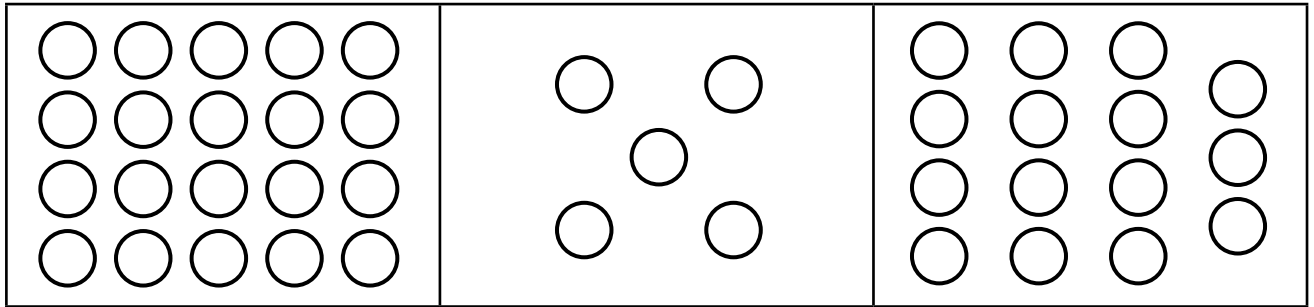
UMDLALO
GAME

UPHUHLISO
LWENGOQO
CONCEPT DEVELOPMENT

IPHEPHA
LOKUSEBENZELA
WORKSHEET

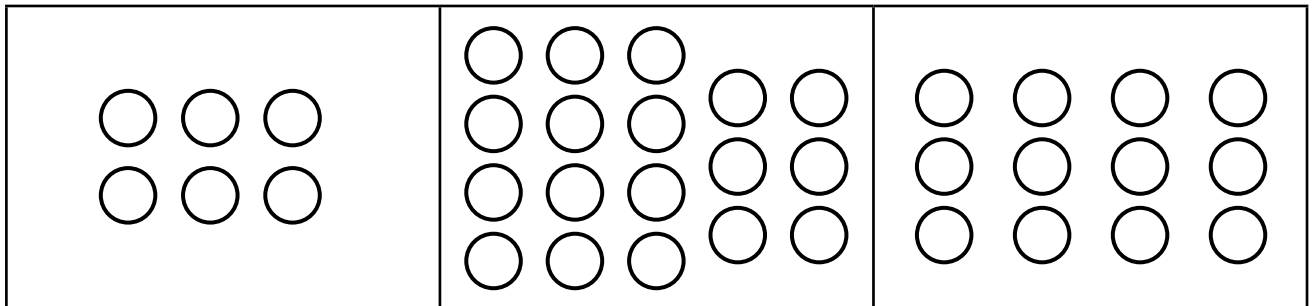
1 Fakela umbala kwisinye sesihlanu.

Colour in one fifth.



2 Fakela umbala kwisinye sesithandathu.

Colour in one sixth.




3 Gqibezela.

Complete.



Inxalenye e___ yeenxalenye
ezilinganayo ezi___.

___ part of ___ equal parts.



Inxalenye e___ yeenxalenye
ezilinganayo ezi___.

___ part of ___ equal parts.

4 Treyisa.

Trace.

isihlanu isihlanu fifth fifth

isithandathu isithandathu sixth

Umdlalo: Amaqhezu

Game: Fractions

- Dlala nomhlobo wakho.
Tshintshiselanani ngokuqala.
Play with a friend. Take turns going first.
- Phosa idayisi uze uhambise isibalisi sakho.
Roll the dice and move your counter.
- Biza igama leqhezu.
Say the name of the fraction.
- Phosa idayisi kwakhona ukuba ulichanile.
Roll again if you get it right.

Amagama angundoqo

Key words


isiqingatha esinye
one half

isinye esithathwini
one third

isinye kwisine/ikota
one fourth/quarter

isinye kwisihlanu
one fifth

isinye kwisithandathu
one sixth



Dlalani kwakhona.
Kweli tyeli
libhaleni igama
leqhezu.

Play again.
This time write
the name of the
fraction.

IZIBALO
ZENTLOKO
MENTAL MATHS

FIZZ POP -
YAKHA
FIZZ POP - BUILD

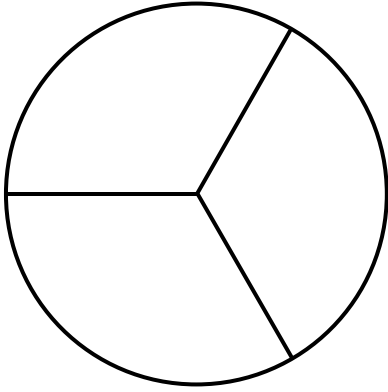
UMDLALO
GAME

UPHUHLISO
LWENGIQO
CONCEPT DEVELOPMENT

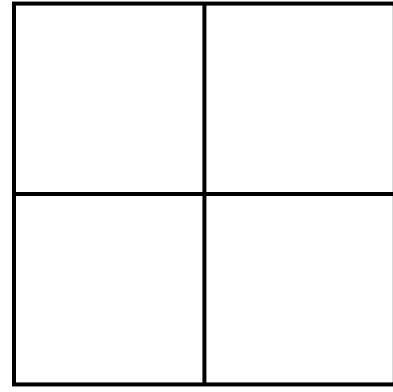
AMAPHEPHA
OKUSEBENZELA
WORKSHEETS

1 Treyisa. Faka umbala kumalungu.

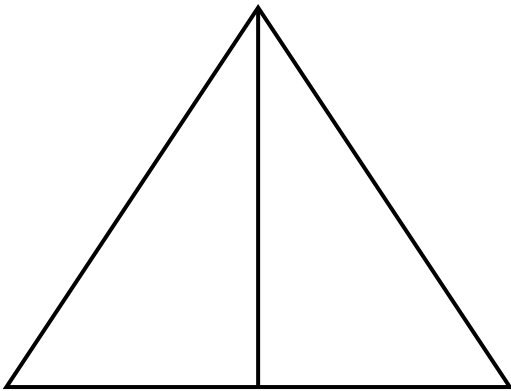
Trace. Colour the parts.



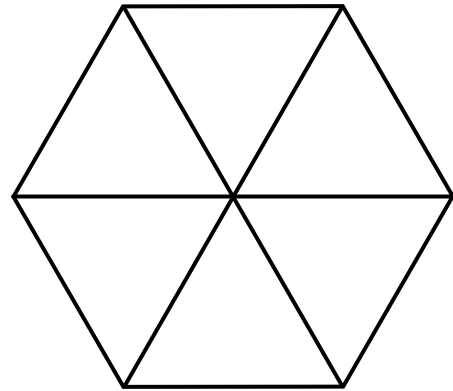
isithathu third



ikota quarter



isiqingatha half



isithandathu sixth




isiuhlanu fifth

2 Fakela umbala kwinxalenye enye. Treyisa igama leqhezu.

Colour one part. Trace the name of the fraction.

Xa ndisahlulela abantwana aba-2 ilofu yesonka, umntwana ngamnye ufumana isiqingatha selofu.


When I share 1 loaf between 2 children, one child gets one half.



isiqingatha esinye
one half



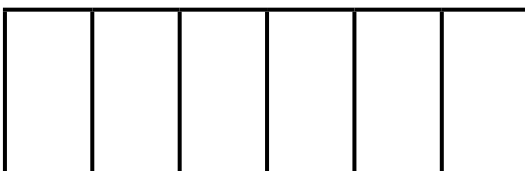
isinye esithathwini
one third



ikota enye
one quarter



isinye kwisihlanu
one fifth



isinye kwisithandathu
one sixth

Masithethe ngeMaths!

Let's talk Maths!

NgesiXhosa sithi:

isiqingatha esinye

inxalenye enye yezi-2 ezilinganayo

isinye esithathwini

inxalenye enye kwezi-3 ezilinganayo

ikota enye

inxalenye enye kwezi-4 ezilinganayo

isinye kwisihlanu

isinye kwisithandathu

In English we say:

one half

one of 2 equal parts

one third

one of 3 equal parts

one quarter

one of 4 equal parts

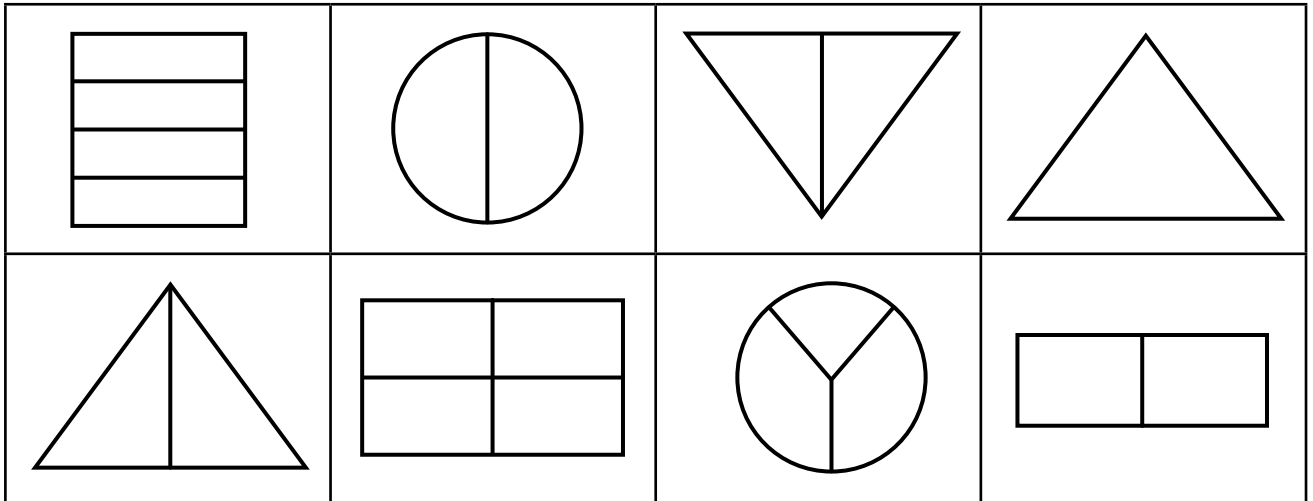
one fifth

one sixth



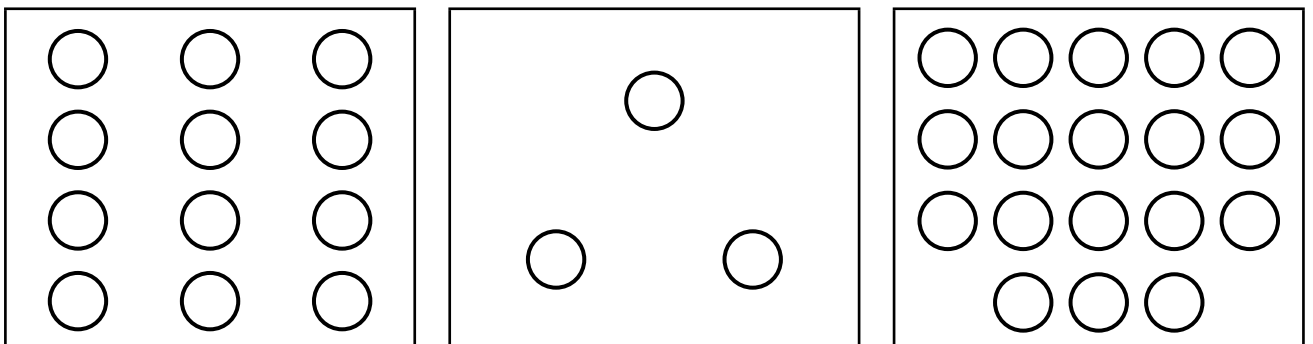
1 Faka umbala kwisiqingatha semilo nganye eyahlulwe yaziziqingatha.

Colour one half of each shape that is divided into halves.



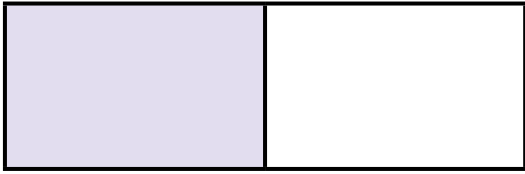
2 Fakela umbala kwisithathu seemilo.

Colour in a third of the shapes.



3 Zalisa izikhewu. Bhala igama leqhezu.

Fill in the blanks. Write the fraction name.




Inxalenye e-___ yeenxalenye
ezi-___ ezilinganayo.

___ part of ___ equal parts.



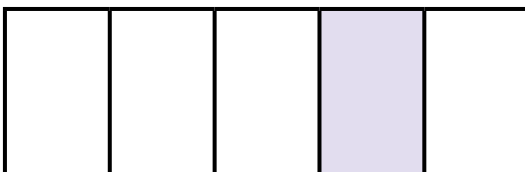
Inxalenye e-___ yeenxalenye
ezi-___ ezilinganayo.

___ part of ___ equal parts.




Inxalenye e-___ yeenxalenye
ezi-___ ezilinganayo.

___ part of ___ equal parts.



Inxalenye e-___ yeenxalenye
ezi-___ ezilinganayo.

___ part of ___ equal parts.



Inxalenye e-___ yeenxalenye
ezi-___ ezilinganayo.

___ part of ___ equal parts.

Ulwabiwo phakathi kwaba-2
Sharing between 2

IZIBALO
ZENTLOKO
MENTAL MATHS

FIZZ POP -
UKWAHLULA KUBINI
FIZZ POP - HALVING


UMDLALO
GAME

UPHUHLISO
LWENGGIQQO
CONCEPT DEVELOPMENT

AMAPHEPHA
OKUSEBENZELA
WORKSHEETS

Umdlalo: Ulwabiwo!
Game: Sharing!

- Yenza ngathi ibloko nganye yilekese!
Imagine each block is a sweet!
- Utitshala wakho ubiza inani.
Your teacher calls a number.
- Yaba iilekese ngokulinganayo phakathi kwabafundi aba-2.
Share the sweets equally between 2 learners.
- Ufumana ezingaphi umfundi ngamnye?
How many does each learner get?



Sifumana iilekese ezisi-8 umntu ngamnye.
We each get 8 sweets.

iilekese ezili-10
10 sweets

Xa sisaba iilekese ezili-10 phakathi kwabafundi aba-2, emnye ufumana isiqingatha.
When we share 10 sweets between 2 learners, each learner receives half.



iilekese ezi-6
6 sweets

$6 \div 2 = 3$

iilekese ezingama-60
60 sweets

$60 \div 2 = 30$

Isi-6 esahlulwe ka-2 senza isi-3.
Ndinika uVuyo ilekese enye, ndize ndinike enye uCebo ndide ndizabe zonke iilekese.
6 shared between 2 equals 3.
I give one sweet to Vuyo, and one to Cebo until I share all the sweets.

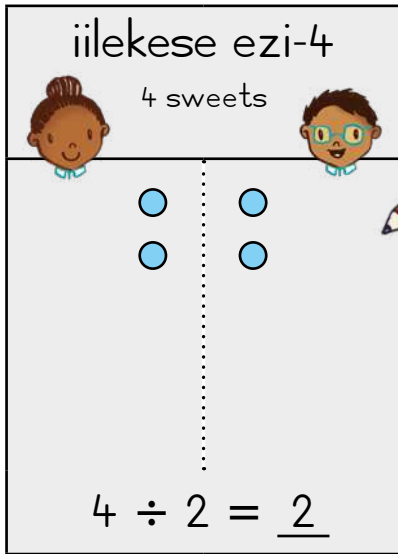
Ama-60 ahlulelwa aba-2 ngama-30.
Ndinika uVuyo iilekese ezili-10, ndinike uCebo ezili-10 ndide ndizabe zonke iilekese ezingama-60. Ndingca ngokwama-10.
60 shared between 2 equals 30.
I give 10 sweets to Vuyo, and 10 to Cebo until I share all 60 sweets. I think in 10s.



Yabela abafundi aba-2 iilekese ngokulinganayo. Uza kufumana iilekese ezingaphi umfundi ngamnye?

Share sweets equally between 2 learners. How many sweets does each learner get?

iilekese ezi-4
4 sweets




$4 \div 2 = 2$



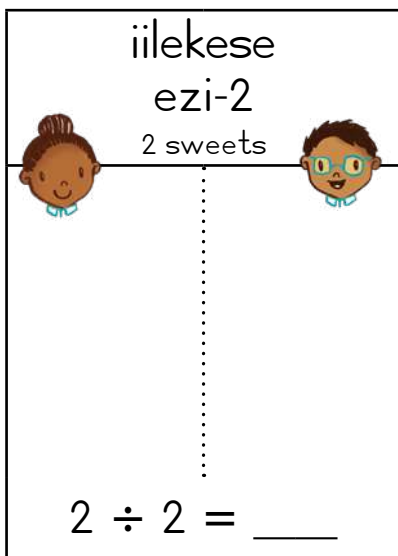
Ndabela abafundi ababini iilekese ezi-4 ngokulinganayo. Isiqingatha seelekese ezi-4 ziilekese ezi-2.
I share 4 sweets equally between 2 learners. Half of 4 sweets is 2 sweets.

iilekese ezingama-40
40 sweets



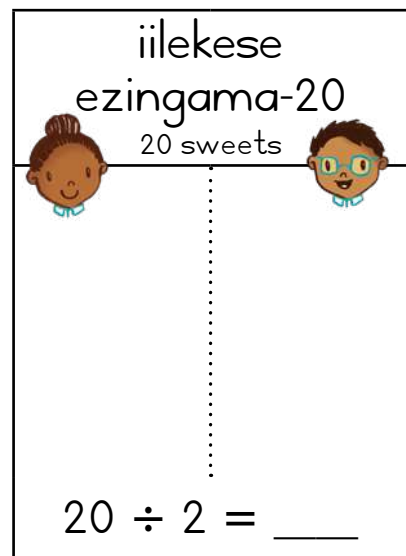
$40 \div 2 = \underline{\quad}$

iilekese ezi-2
2 sweets



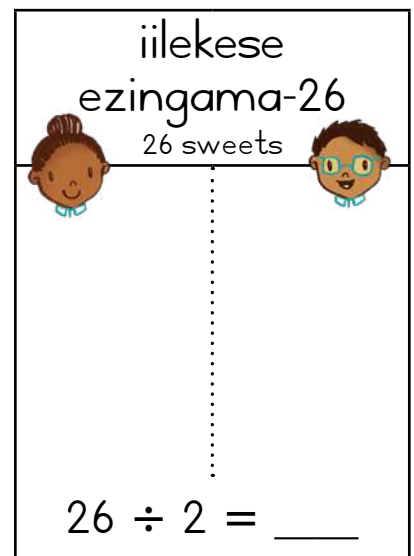
$2 \div 2 = \underline{\quad}$

iilekese ezingama-20
20 sweets




$20 \div 2 = \underline{\quad}$

iilekese ezingama-26
26 sweets




$26 \div 2 = \underline{\quad}$

iilekese ezili-10
10 sweets




$10 \div 2 = \underline{\quad}$

iilekese ezili-18
18 sweets



$18 \div 2 = \underline{\quad}$

iilekese ezili-14
14 sweets



$14 \div 2 = \underline{\quad}$

Ulwabiwo olunentsalela
Sharing with a remainder

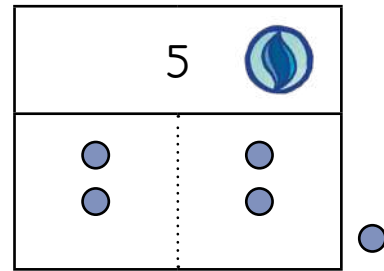
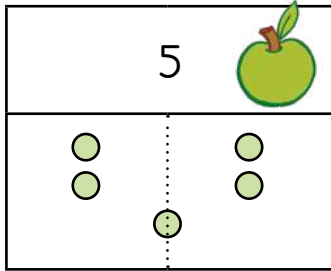
IZIBALO
ZENTLOKO
MENTAL MATHS

FIZZ POP -
UKWAHLULA KUBINI
FIZZ POP - HALVING

UMDLALO
GAME

UPHUHLISO
LWENGQIQO
CONCEPT DEVELOPMENT

AMAPHEPHA
OKUSEBENZELA
WORKSHEETS



Ezinye izinto zinokwahlulwa kubini.
Saba ngokwahlula ehafini (kubini)!

Ndabela abafundi aba-2 ngokulinganayo
ama-apile ama-5. Umfundi ngamnye ufumana
ama-apile ama-2 anesiqingatha/anehafu.

Some things can be cut in half.
We can share by cutting in half!

I share 5 apples equally between 2 learners.
Each learner receives 2 and a half apples.

Kukho izinto ezingenakho ukwahlulwa kubini.
Xa sisahlula maxa wambi kubakho into eshiyekayo.

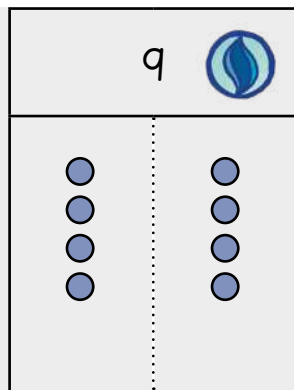
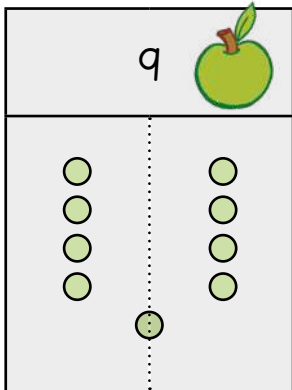
Ndabela abafundi aba-2 ngokulinganayo
amapetyu ama-5. Umfundi ngamnye ufumana
amapetyu ama-2. Kushiyeka ipetyu elinye.


Some things cannot be cut in half. When we
share, sometimes we have some left over.


I share 5 marbles equally between 2 learners.
Each learner receives 2 marbles.
There is one marble left over.

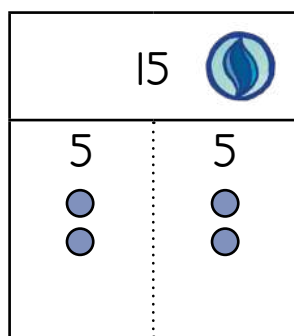
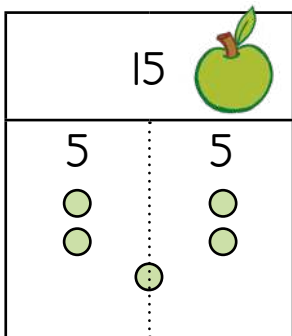
1 Yabela abafundi aba-2 ngokulinganayo. Ufumana ezingaphi
umfundi ngamnye?


Share equally between 2 learners. How many does each learner get?




 $9 \div 2 = \underline{4 \text{ nesiqingatha esi-1}}$
 $9 \div 2 = \underline{4 \text{ and 1 half}}$

 $9 \div 2 = \underline{4 \text{ nentsalela e-1}}$
 $9 \div 2 = \underline{4 \text{ and 1 left over}}$




 $15 \div 2 = \underline{\hspace{2cm}}$
 $15 \div 2 = \underline{\hspace{2cm}}$




 $15 \div 2 = \underline{\hspace{2cm}}$
 $15 \div 2 = \underline{\hspace{2cm}}$


2 Yabela abafundi aba-2 ngokulinganayo. Ufumana amangaphi umfundi ngamnye? Zoba umfanekiso usombulule.




Share equally between 2 learners. How many does each learner receive? Draw to solve.





19 


5	5
	
	


19 


5	5
	
	


 $19 \div 2 = 9$ nesiqingatha esi-1
 $19 \div 2 = 9$ and 1 half


 $19 \div 2 = 9$ nentsalela e-1
 $19 \div 2 = 9$ and 1 left over


7 


7 


 $7 \div 2 =$ _____
 $7 \div 2 =$ _____


 $7 \div 2 =$ _____
 $7 \div 2 =$ _____


11 


11 


 $11 \div 2 =$ _____
 $11 \div 2 =$ _____

 $11 \div 2 =$ _____
 $11 \div 2 =$ _____

21 

21 

 $21 \div 2 =$ _____
 $21 \div 2 =$ _____

 $21 \div 2 =$ _____
 $21 \div 2 =$ _____

IZIBALO
ZENTLOKO
MENTAL MATHS

FIZZ POP -
UKWAHLULA KUBINI
FIZZ POP - HALVING

UMDLALO
GAME

UPHUHLISO
LWENGQIQO
CONCEPT DEVELOPMENT

AMAPHEPHA
OKUSEBENZELA
WORKSHEETS

1 USam wenza iipakethe zetheko ngokufaka iilekese ezi-5 kwipakethe nganye. Angenza iipakethe ezingaphi ngeelekese ezingama-30?

Sam makes party packs by putting 5 sweets in each bag. How many party packs can she make with 30 sweets?

Xa ndisazi ukuba zingaphi izinto ezikhoyo kwiqela ngalinye, kodwa ndingazi ukuba mangaphi amaqela akhoyo, ndihlela ngokwamaqela.

When I know how many things are in each group, but not how many groups there are, I do a **grouping** action.



iilekese ezi-5 kwingxowa e-1.

5 sweets in 1 bag.



iilekese ezili-10 kwiingxowa ezi-2.

10 sweets in 2 bags.



iilekese ezili-15 kwiingxowa ezi-3.

15 sweets in 3 bags.



iilekese ezingama-20 kwiingxowa ezi-4.

20 sweets in 4 bags.



iilekese ezingama-25 kwiingxowa ezi-5.

25 sweets in 5 bags.



iilekese ezingama-30 kwiingxowa ezi-6.

30 sweets in 6 bags.

$$30 \div 5 = \underline{6}$$

USam angenza iipakethe zepati ezi-6.

Sam can make 6 party packs.

UKhanyi ubhake iibhisikithi ezingama-45 aza kuzithengisa esikolweni. Ufaka iibhisikithi ezi-5 kwibhokisi nganye. Zingaphi iibhokisi zeebhikisikithi anokuzithengisa?

Khanyi baked 45 biscuits to sell at school. She puts 5 biscuits in each box. How many boxes of biscuits can she sell?

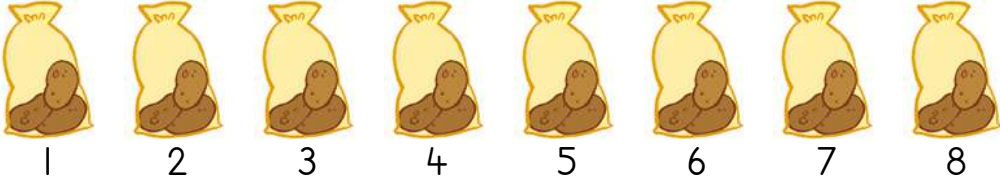
$$\underline{\quad} \div \underline{\quad} = \underline{\quad}$$

UKhanyi angathengisa iibhokisi zeebhikisikithi ezi- .

Khanyi can sell boxes of biscuits.

2 UMali uneetapile ezingama-24 aza kuzithengisa kwitafile yakhe. Ufaka iitapile ezi-3 kwipakethe nganye. Zingaphi iipakethe azisebenzisayo uMali?

Mali has 24 potatoes to sell at her stall. She puts 3 potatoes in every packet. How many packets does Mali use?



$\underline{\quad} \div \underline{\quad} = \underline{\quad}$
 UMali usebenzisa iipakethe ezi-____.
 Mali uses ____ packets.

UBogosi noLuke bapakisha izitulo ezingama-70 zibe yimigca belungiselela indibano. Umgca ngamnye unezitulo ezili-10. Mingaphi imigca yezitulo abazipakishayo?

Bogosi and Luke pack 70 chairs in rows for assembly. Each row has 10 chairs. How many rows of chairs do they pack?

$\underline{\quad} \div \underline{\quad} = \underline{\quad}$
 UBogosi noLuke bapakisha imigca e-____ yezitulo.
 Bogosi and Luke pack ____ rows of chairs.

USamir usebenzisa iibloko zakhe ukwakha iincochoyi. Incochoyi nganye yenziwa ziibloko ezi-4. Zingaphi iincochoyi anokuzakha uSamir ngeebloko ezingama-28?

Samir uses his blocks to build towers. Every tower is made up of 4 blocks. How many towers can Samir build with 28 blocks?

$\underline{\quad} \div \underline{\quad} = \underline{\quad}$
 USamir angakha iincochoyi ezi-____.
 Samir can build ____ towers.

Ukuhlela olunentsalela
Grouping with a remainder

IZIBALO
ZENTLOKO
MENTAL MATHS

FIZZ POP -
UKWAHLULA KUBINI
FIZZ POP - HALVING

UMDLALO
GAME

UPHUHLISO
LWENGQIQO
CONCEPT DEVELOPMENT

AMAPHEPHA
OKUSEBENZELA
WORKSHEETS

1 Beka amapetyu ali-14 abe ma-3 eqeleni ngalinye.
Mangaphi amaqela onokuwenza?

Put 14 marbles into groups of 3. How many groups can you make?

$14 \div 3 = 4$ kusala 2.

$14 \div 3 = 4$ with 2 left over.



Maxa wambi ndishiyekelwa zizinto emva kokuzahlula ngokwamaqela.

Sometimes I have things left over after I group them.

Umfama ufaka iminqathe engama-44 ezingxoweni.
Ufaka iminqathe eli-10 kwingxowa nganye. Zingaphi iingxowa aza kuzenza?

The farmer puts 44 carrots in bags. He puts 10 carrots in each bag. How many bags can he make?

$$44 \div 10 = \underline{\quad} \text{ kusala } \underline{\quad}.$$

$$44 \div 10 = \underline{\quad} \text{ with } \underline{\quad} \text{ left over.}$$

UPhumla uneentyatyambo ezingama-25. Ufaka iintyatyambo ezi-4 kwivazi nganye. Zingaphi iivazi aza kuzifuna uPhumla?

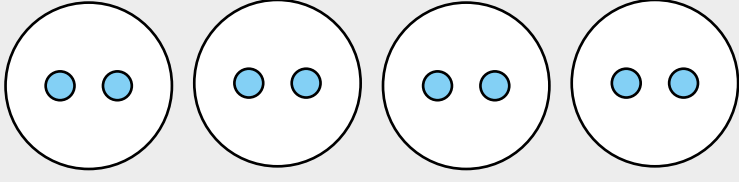
Phumla has 25 flowers. She puts 4 flowers in each vase. How many vases will Phumla need?

$$25 \div 4 = \underline{\quad} \text{ kusala } \underline{\quad}.$$

$$25 \div 4 = \underline{\quad} \text{ with } \underline{\quad} \text{ left over.}$$

2 Beka amapetyu asi-8 abe ngamaqela oo-2. Mangaphi amaqela oza kuwenza?

Put 8 marbles into groups of 2. How many groups can you make?



$8 \div 4 = \underline{2}$ kusala 0.

$8 \div 4 = \underline{2}$ with 0 left over.

Yenza amapetyu ali-10 abe ngamaqela oo-4. Zingaphi amaqela onokuzenza?

Put 10 marbles into groups of 4. How many groups can you make?

Ukhumbule, xa sisenza amaqela alinganayo maxa wambi, kubakho amapetyu ashiyekayo.

Remember, when we make equal groups, sometimes we have some left over.



$10 \div 4 = \underline{\quad}$ kusala .

$10 \div 4 = \underline{\quad}$ with left over.

URefeilwe upakisha iingxowa zama-apile. Ufaka ama-apile ama-5 kwingxowa nganye. Zingaphi iingxowa zama-apile aza kuzipakisha ukuba unama-apile angama-27?

Refeilwe is packing bags of apples. She puts 5 apples in each bag. How many bags of apples will she pack if she has 27 apples?

$27 \div 5 = \underline{\quad}$ kusala .

$27 \div 5 = \underline{\quad}$ with left over.

UMandla unezitikha ezili-14 aza kwabelana ngazo nabahlobo bakhe. Unika umhlobo ngamnye izitikha ezi-3. Bangaphi abahlobo bakhe abaza kufumana izitikha?

Mandla has 14 stickers to share with his friends. He gives 3 stickers to each friend. How many friends will get stickers?

$14 \div 3 = \underline{\quad}$ kusala .

$14 \div 3 = \underline{\quad}$ with left over.

Masithethe ngeMaths!

Let's talk Maths!



NgesiXhosa sithi:

yaba

yahlula

Yabela abafundi aba-2 ama-apile
ama-5.

Umfundi ngamnye ufumana ama-2
anesiqingatha.

Yabela abafundi aba-2 amapetyu ama-5.

Umfundi ngamnye ufumana ama-2.

Kushiyeke elinye.

Yahlula u-5 ngo-2.

In English we say:

share

divide

Share 5 apples between
2 learners.

Each learner receives
2 and a half.

Share 5 marbles between 2 learners.

Each learner receives 2.

There is one left over.

Divide 5 by 2.

I Yahlula ngokulinganayo amapetyu ali-12 phakathi kwabafundi aba-4.

Share 12 marbles equally between 4 learners.

$$12 \div 4 = \underline{\quad} \text{ kusala } \underline{\quad}.$$

$$12 \div 4 = \underline{\quad} \text{ with } \underline{\quad} \text{ left over.}$$

Yahlula ngokulinganayo amapetyu ali-11 phakathi kwabafundi aba-4.

Share 11 marbles equally between 4 learners.

$$11 \div 4 = \underline{\quad} \text{ kusala } \underline{\quad}.$$

$$11 \div 4 = \underline{\quad} \text{ with } \underline{\quad} \text{ left over.}$$

2 Zingaphi iipitsa?

How many pizzas?



3 Yandisa ngokubala ngezi-5.

Extend by counting in 5s.

	50	45							
--	----	----	--	--	--	--	--	--	--

$58 - 5 = \underline{\quad}$	$34 - 5 = \underline{\quad}$	$39 - 4 = \underline{\quad}$
$28 + 5 = \underline{\quad}$	$35 - 7 = \underline{\quad}$	$44 - 7 = \underline{\quad}$

$36 + 30 = \underline{\quad}$	$42 + 30 = \underline{\quad}$	$2 + 40 = \underline{\quad}$
$56 - 20 = \underline{\quad}$	$72 - 30 = \underline{\quad}$	$91 - 40 = \underline{\quad}$

	34	25
17 18	14 <input type="text"/>	17 <input type="text"/>

$2 \times 4 = \underline{\quad}$	$2 \times 5 = \underline{\quad}$	$2 \times 10 = \underline{\quad}$
$5 \times 2 = \underline{\quad}$	$5 \times 3 = \underline{\quad}$	$5 \times 5 = \underline{\quad}$

7 Isiqingatha okanye ihafu: Half:	q		18	
Phinda kabini: Double:	q		18	

IZIBALO
ZENTLOKO
MENTAL MATHS

IMIGUQULWA
INVERSE
OPERATIONS


UMDLALO
GAME

AMAPHEPHA
OKUSEBENZELA
WORKSHEETS

Umdlalo: IMaths ekhawulezayo ngedayisi - phindaphinda ngo-2

Game: Fast maths with dice - multiply by 2

- Phosa idayisi.
Roll a dice.
- Phindaphinda inani ka-2. Phinda kwakhona. Khawulezisa!
Multiply the number by 2. Do it again. Faster!
- Dlala umdlalo phindaphinda ngo-2, ngo-5 nango-10 kule veki.
Play multiply by 2, 5 and 10 this week!



1 Zoba **10** ukuze ubonise i-10. Zoba **1** ukuze ubonise u-1.

Draw **10** to show 10. Draw **1** to show 1.

57

57 = _____

73

73 = _____

2 Sombulula!

Solve!

$10 + \underline{\quad} = 19$	$20 + \underline{\quad} = 25$	$30 + \underline{\quad} = 37$
-------------------------------	-------------------------------	-------------------------------

3 Zoba (10) ukuze ubonise i-10. Zoba (1) ukuze ubonise u-1.

Draw (10) to show 10. Draw (1) to show 1.

$47 = \underline{\hspace{2cm}}$



$47 = \underline{\hspace{2cm}}$

$52 = \underline{\hspace{2cm}}$



$52 = \underline{\hspace{2cm}}$

$38 = \underline{\hspace{2cm}}$



$38 = \underline{\hspace{2cm}}$

4 Cazulula ngokwama-10 nemivo.

Break down into 10s and 1s.

 $28 = \underline{\hspace{2cm}}$
 $28 = \underline{\hspace{2cm}}$ $43 = \underline{\hspace{2cm}}$
 $43 = \underline{\hspace{2cm}}$ $59 = \underline{\hspace{2cm}}$
 $59 = \underline{\hspace{2cm}}$ $84 = \underline{\hspace{2cm}}$
 $84 = \underline{\hspace{2cm}}$

IZIBALO
ZENTLOKO
MENTAL MATHS

IMIGUQULWA
INVERSE
OPERATIONS

UMDLALO
GAME

AMAPHEPHA
OKUSEBENZELA
WORKSHEETS

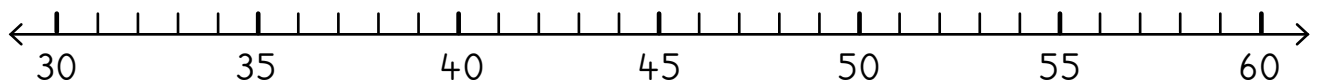
1 Sombulula! Sebenzisa iibloko zakho.

Solve! Use your blocks.

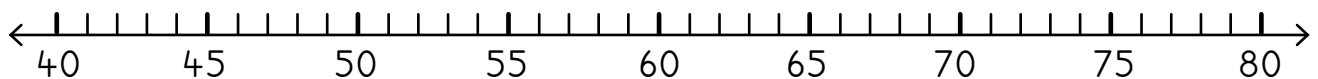
$4 + 4 = \underline{\quad}$	$5 + 3 = \underline{\quad}$	$4 + 5 = \underline{\quad}$
$40 + 40 = \underline{\quad}$	$50 + 30 = \underline{\quad}$	$40 + 50 = \underline{\quad}$
$8 - 3 = \underline{\quad}$	$9 - 6 = \underline{\quad}$	$10 - 3 = \underline{\quad}$
$80 - 30 = \underline{\quad}$	$90 - 60 = \underline{\quad}$	$100 - 30 = \underline{\quad}$

2 Ukusombulula usebenzisa umgcamanani.

Solve using the number line.



$56 - 20 = \underline{\quad}$



$78 - 30 = \underline{\quad}$

3 Sombulula usebenzise itheyibhile yamanani.

Solve using the number table.

USonke ufunde amaphepha angama-25 ngeholidi. UEmma ufunde amaphepha angama-20 ngaphezu kwamaphepha afundwe nguSonke. Mangaphi amaphepha afundwe nguEmma?

Sonke read 25 pages over the holiday. Emma read 20 more pages than Sonke. How many pages did Emma read?

4 Sombulula.

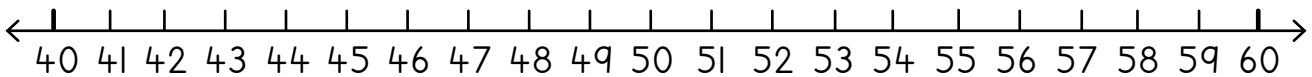
Solve.

$41 + 5 = \underline{\quad}$	$65 + 5 = \underline{\quad}$	$47 - 5 = \underline{\quad}$	$60 - 4 = \underline{\quad}$
$36 + 4 = \underline{\quad}$	$57 + 4 = \underline{\quad}$	$69 - 4 = \underline{\quad}$	$50 - 2 = \underline{\quad}$
$52 + 7 = \underline{\quad}$	$72 + 6 = \underline{\quad}$	$58 - 6 = \underline{\quad}$	$70 - 3 = \underline{\quad}$

<p>UNoni uqhube iikhilomitha ezingama-51. Uphinde waqhuba ezi-5 ngaphezulu. Zingaphi iikhilomitha aziqhubileyo zidibene?</p> <p>Noni has driven 51 kilometres. She drives 5 kilometres more. How many kilometres has she driven altogether?</p>	<p>USane ubaleke iikhilomitha ezingama-32 kwiveki ephelileyo. UMilisa ubaleke iikhilomitha ezi-4 ngaphantsi. Zingaphi iikhilomitha ezibalekwe nguMilisa?</p> <p>Sane ran 32 kilometres last week. Milisa ran 4 less. How many kilometres did Milisa run?</p>
---	--

5 Sombulula. Sebenzisa umgcamanani ukuncede.

Solve. Use the number line for help.



$56 + 4 = \underline{\quad}$	$48 + 5 = \underline{\quad}$	$60 - 4 = \underline{\quad}$	$52 - 5 = \underline{\quad}$
$46 + 7 = \underline{\quad}$	$45 + 7 = \underline{\quad}$	$50 - 6 = \underline{\quad}$	$53 - 7 = \underline{\quad}$

<p>USis' Ntombi uthengise amaqebengwana angama-42. Uphinde wathengisa asi-7 ngaphezulu. Mangaphi amaqebengwana awathengisileyo ewonke?</p> <p>Sis Ntombi sold 42 scones. She sells 7 more. How many scones does she sell altogether?</p>		<p>ULwazi unee-R60. Uthenga ama-apile nge-R8. Unamalini eshiyekileyo?</p> <p>Lwazi has R60. He buys apples for R8. How much money does he have left?</p>
--	--	--

Phinda kabini uze wahlule kubini
Double and half

IZIBALO
ZENTLOKO
MENTAL MATHS

IMIGUQULWA
INVERSE
OPERATIONS

UMDLALO
GAME

AMAPHEPHA
OKUSEBENZELA
WORKSHEETS

1 Ndahlulela abafundi aba-2 ngokulinganayo. Leliphi iqhezu elifunyanwa ngumfundi ngamnye?

I share equally between 2 learners. How many does each learner get?

Yahlula kubini: Half of:			
4		14	
10		20	
50		100	

2		1	2	3	4	5	6	7	8	9	10
	Phinda kabini Double										

3 Phinda kabini isi-5
Double 5

.....

Isi-5 esiphindwe kabini li-____.
Double 5 is ____.

Phinda kabini i-15
Double 15

.....


I-15 eliphindwe kabini lenza ama____.
Double 15 is ____.

Phinda kabini ama-25
Double 25

.....


Ama-25 aphindwe kabini enza ama____.
Double 25 is ____.

4



	Bangaphi abafundi? How many learners?
	Mangaphi amehlo? How many eyes?

abafundi learners	1	2	3	4	5	6	7	8	9	10
amehlo eyes										





	Bangaphi abafundi? How many learners?
	Mangaphi amehlo? How many fingers?

abafundi learners	1	2	3	4	5	6	7	8	9	10
iminwe e- fingers										

5 Bala.

Calculate.

$2 \times 3 = \underline{\quad}$	$2 \times 5 = \underline{\quad}$	$2 \times 6 = \underline{\quad}$	$2 \times 2 = \underline{\quad}$
$2 \times 1 = \underline{\quad}$	$2 \times 4 = \underline{\quad}$	$2 \times 8 = \underline{\quad}$	$2 \times 10 = \underline{\quad}$

6  Ilekese enye ixabisa i-R2. Ndiza kubhatala malini: 

One sweet costs R2. How much do I pay for:

ngeelekese ezi-5 5 sweets	ngeelekese ezi-6 6 sweets
ngeelekese ezi-8 8 sweets	ngeelekese ezili-10 10 sweets


IZIBALO
ZENTLOKO
MENTAL MATHS


IMIGUQULWA
INVERSE
OPERATIONS

UMDLALO
GAME

AMAPHEPHA
OKUSEBENZELA
WORKSHEETS

1

	Zingaphi iimele? How many buckets?	
	Zingaphi iilitha? How many litres?	

	Zingaphi iimele? How many buckets?	
	Zingaphi iilitha? How many litres?	

Iimele zi-3, zingaphi iilitha? 3 buckets, how many litres?		Iimele zi-6, zingaphi iilitha? 6 buckets, how many litres?	
Iimele zi-4, zingaphi iilitha? 4 buckets, how many litres?		Iimele zili-10, zingaphi iilitha? 10 buckets, how many litres?	

2 Bala.

Calculate.

$10 \times 3 = \underline{\quad}$	$10 \times 5 = \underline{\quad}$	$10 \times 6 = \underline{\quad}$	$10 \times 2 = \underline{\quad}$
$10 \times 1 = \underline{\quad}$	$10 \times 4 = \underline{\quad}$	$10 \times 8 = \underline{\quad}$	$10 \times 10 = \underline{\quad}$


3 Ijusi enye ixabisa i-R10. Ndiza kubhatala malini:

One juice costs R10. What do I pay for:



ngeejusi ezi-3? 3 juices?		ngeejusi ezi-5? 5 juices?	
ngeejusi ezi-6? 6 juices?		ngeejusi ezili-11? 11 juices?	

4

	Zingaphi iingxowa? How many bags?	
	Mangaphi ama-apile? How many apples?	

	Zingaphi iingxowa? How many bags?	
	Mangaphi ama-apile? How many apples?	

Iingxowa ezi-4, mangaphi ama-apile? 4 bags, how many apples?		Iingxowa ezi-5, mangaphi ama-apile? 5 bags, how many apples?	
Iingxowa ezi-6 mangaphi ama-apile? 6 bags, how many apples?		Iingxowa ezi-10, mangaphi ama-apile? 10 bags, how many apples?	

5 Bala.

Calculate.

$5 \times 3 = \underline{\quad}$	$5 \times 5 = \underline{\quad}$	$5 \times 6 = \underline{\quad}$	$5 \times 2 = \underline{\quad}$
$5 \times 1 = \underline{\quad}$	$5 \times 4 = \underline{\quad}$	$5 \times 8 = \underline{\quad}$	$5 \times 10 = \underline{\quad}$

6 Bala. Sebenzisa iminwe yakho ukuze uqinisekise!

Calculate. Use your fingers to keep track!

Zingaphi izi-5 kuma-20? How many 5s in 20?		Zingaphi izi-5 kuma-25? How many 5s in 25?	
Zingaphi izi-5 kuma-30? How many 5s in 30?		Zingaphi izi-5 kuma-50? How many 5s in 50?	

IZIBALO
ZENTLOKO
MENTAL MATHS

IMIGUQULWA
INVERSE
OPERATIONS

UMDLALO
GAME

IPHEPHA
LOKUSEBENZELA
WORKSHEET

Umdlalo: Amaqhezu

Game: Fractions

- Dlala nomhlobo wakho.
Tshintshiselanani ngokuqala.
Play with a friend. Take turns going first.
- Phosa idayisi uze uhambise isibalisi sakho.
Roll the dice and move your counter.
- Biza igama leqhezu.
Say the name of the fraction.
- Phosa idayisi kwakhona ukuba ulichanile.
Roll again if you get it right.

Amagama angundoqo

Key words


isiqingatha esinye
one half

isinye esithathwini
one third

isinye kwisine/ikota
one fourth/quarter

isinye kwisihlanu
one fifth

isinye kwisithandathu
one sixth





Dlalani kwakhona.
Kweli tyeli
libhaleni igama
leqhezu.


Play again.
This time write
the name of the
fraction.


1 Yahlula ngokulinganayo phakathi kwabafundi aba-2. Ufumana ezingaphi umfundi ngamnye? Zoba ukuze usombulule.


Share equally between 2 learners. How many does each learner receive? Draw to solve.


9	

9	


 $9 \div 2 =$ _____
 $9 \div 2 =$ _____


 $9 \div 2 =$ _____
 $9 \div 2 =$ _____


7	


7	


 $7 \div 2 =$ _____
 $7 \div 2 =$ _____

 $7 \div 2 =$ _____
 $7 \div 2 =$ _____

11	

11	

 $11 \div 2 =$ _____
 $11 \div 2 =$ _____

 $11 \div 2 =$ _____
 $11 \div 2 =$ _____






























2 Yahlula la mapetyu alandelayo. Ufumana amapetyu amangaphi umfundi ngamnye? Mangaphi ashiyekileyo?

Share the marbles. How many marbles does each learner get? How many left over?

<p>Yabela abafundi aba-3 amapetyu ama-10. Share 10 marbles among 3 children.</p>	<p>i-_____ nentsalela e-_____ ____ and ____ left over.</p>
<p>Yabela abafundi aba-4 amapetyu ama-10. Share 10 marbles among 4 children.</p>	<p>i-_____ nentsalela e-_____ ____ and ____ left over.</p>

Iimoto ezidlula esangweni lesikolo

Cars going past the school gate





10				
9				
8				
7				
6				
5				
4				
3				
2				
1				
	imnyama black	ibomvu red	ablowu blue	lubhelu yellow

Isikhokelo

Key



= 1



Le seti yeemilo ezisi-7 kuthiwa yithengram xa ibizwa.

This set of 7 shapes is called a tangram.



Qala usike eli phepha kwincwadi yakho yemisebenzi.


First cut out this page from your workbook.

Sika ngononophelo iimilo ezisi-7.

Carefully cut out the 7 shapes.

Zigcine kwindawo ekhuselekileyo!

Store them in a safe place!



Izithathu Thirds



--	--	--

Izihlanu Fifths

--	--	--	--	--

Izithandathu Sixths

--	--	--	--	--	--



Bala Wande

Calculating with Confidence



VERSION 3.0