

# Mmetse

## Mathematics


2

Kotara 1 : Term 1

$$3 + 2 + 5 = 10$$

$$4 + 6 = 10$$

$$10 + 10 = 20$$





Kotara 1 : Term 1



**Bala  
Wandé**

Calculating with Confidence

# Mmetse

## Mathematics

**Puku ya Mošomo ya Morutwana**  
Learner Activity Book

Sepedi : English

Tšweletšo ya puku ye ya mešomo e kgonagetše ka lebaka la tirišano ya sehlopha sa *Bala Wandé-Magic Classroom* ka therišano le sehlopha seo se netefaditšego sa go bopša ke batho go tšwa diyunibesithing tše mmalwa, mekgatlo ya mmetse ya go se laolwe ke mmušo (NGOs) le Kgoro ya Thuto ya Motheo. Didirišwa tše di tšeela mošomo woo o dirilwego ka dipukung tša mešomo tša Kgoro ya Thuto ya Motheo, dipeakanyo tša dithutišo tša go tsenelelana tše di šetšego di le gona (GPLMS, Jika iMfundo, NECT le TMU). Mapokisi a didirišwa tša Bala Wandé a ngwetšwe ka kgokagano le Jade Education. Mapokisi a neelana ka didirišwa tša boleng bja godimo tše e lego karolo ye bohlokwa ya lenaneo la go ruta le go ithuta.

The development of this workbook was carried out by the collaborative *Bala Wandé-Magic Classroom Collective team* in consultation with a reference team made up of individuals from several universities, mathematics NGOs and the Department of Basic Education. These materials draw on the DBE workbooks and existing iterations of lesson plans (GPLMS, Jika iMfundo, NECT and TMU). The Bala Wandé manipulative boxes were designed in consultation with Jade Education. The boxes provide high quality materials which are an integral part of the teaching and learning programme.

Artists: Mary-Anne Hampton and Angie Bowring

[www.fundawande.org](http://www.fundawande.org)

ISBN: 978-1-991225-52-8

Version 3.0: 2025



Anyone is free to **share** (copy and redistribute the material in any medium or format) or **adapt** (remix, transform and build on the material for any purpose), provided that you credit the work as follows:  
*Bala Wandé, Mmetse Puku ya Mošomo ya Morutwana, Mphato 2, Kotara 1, CC BY 4.0.*

You may not add terms or measures that legally restrict others from doing anything the licence permits.

For more information: <https://creativecommons.org/licenses/by/4.0/>

# DITENG : CONTENTS

<b>BEKE 1 • POELETŠO</b>	<b>WEEK 1 • REVISION</b>	<b>2</b>
LETŠATŠI 1 • DAY 1	<b>Dikemedi tša dipalo</b> Representation of numbers	2
LETŠATŠI 2 • DAY 2	<b>Methalopalo</b> Number lines	4
LETŠATŠI 3 • DAY 3	<b>Ye nnyanenyane go ya go ye kgolokgolo</b> Smallest to biggest	6
LETŠATŠI 4 • DAY 4	<b>Seripa</b> Half	8
LETŠATŠI 5 • DAY 5	<b>Teefatšo</b> Consolidation	10
<b>BEKE 2 • GO BALA KA BO2, BO3, BO4 LE KA BO5</b>	<b>WEEK 2 • COUNTING IN 2s, 3s, 4s AND 5s</b>	<b>12</b>
LETŠATŠI 1 • DAY 1	<b>Pedifatšo</b> Double	12
LETŠATŠI 2 • DAY 2	<b>Go bala ka bo3</b> Counting in 3s	14
LETŠATŠI 3 • DAY 3	<b>Go bala ka bo4</b> Counting in 4s	16
LETŠATŠI 4 • DAY 4	<b>Go bala ka bo5</b> Counting in 5s	18
LETŠATŠI 5 • DAY 5	<b>Teefatšo</b> Consolidation	20
<b>BEKE 3 • GO HLAHLAMOLLA BO6, BO7, BO8 LE BO9</b>	<b>WEEK 3 • BREAKING DOWN 6s, 7s, 8s AND 9s</b>	<b>22</b>
LETŠATŠI 1 • DAY 1	<b>Go hlahlamolla 6</b> Breaking down 6	22
LETŠATŠI 2 • DAY 2	<b>Go hlahlamolla 7</b> Breaking down 7	24
LETŠATŠI 3 • DAY 3	<b>Go hlahlamolla 8</b> Breaking down 8	26
LETŠATŠI 4 • DAY 4	<b>Go hlahlamolla 9</b> Breaking down 9	28
LETŠATŠI 5 • DAY 5	<b>Teefatšo</b> Consolidation	30
<b>BEKE 4 • GO FIHLELELA GO 10</b>	<b>WEEK 4 • GETTING TO 10</b>	<b>32</b>
LETŠATŠI 1 • DAY 1	<b>Go hlahlamolla 10</b> Breaking down 10	32
LETŠATŠI 2 • DAY 2	<b>Hwetša bo10</b> Find the 10s	34
LETŠATŠI 3 • DAY 3	<b>10 la go latela</b> Next 10	36
LETŠATŠI 4 • DAY 4	<b>10 la go feta</b> Previous 10	38
LETŠATŠI 5 • DAY 5	<b>Teefatšo</b> Consolidation	40
<b>BEKE 5 • DIRA 10 (GO HLAkantšHA)</b>	<b>WEEK 5 • VISITING THE 10</b>	<b>42</b>
LETŠATŠI 1 • DAY 1	<b>Dira 10 (go hlakantšha)</b> Make a 10 (addition)	42
LETŠATŠI 2 • DAY 2	<b>Fofela pele go ya ga 10</b> Jump forwards to 10	44
LETŠATŠI 3 • DAY 3	<b>Fihla ga 10 (go ntšha)</b> Get to 10 (subtraction)	46
LETŠATŠI 4 • DAY 4	<b>Fofa o boela morago ga 10</b> Jump backwards to 10	48
LETŠATŠI 5 • DAY 5	<b>Teefatšo</b> Consolidation	50
<b>BEKE 6 • BOTELELE</b>	<b>WEEK 6 • LENGTH</b>	<b>52</b>
LETŠATŠI 1 • DAY 1	<b>Botelele</b> Length	52
LETŠATŠI 2 • DAY 2	<b>Go ela botelele</b> Measuring length	54
LETŠATŠI 3 • DAY 3	<b>Go ela botelele</b> Measuring length	56
LETŠATŠI 4 • DAY 4	<b>Dimetara le disentimetara</b> Metres and centimetres	58
LETŠATŠI 5 • DAY 5	<b>Teefatšo</b> Consolidation	60

<b>BEKE 7 • SEKGOBA LE SEBOPEGO WEEK 7 • SHAPE AND SPACE</b> .....	<b>62</b>
<b>LETŠATŠI 1 • DAY 1</b> Dilo tša mahlakore-tharo 3-D objects.....	<b>62</b>
<b>LETŠATŠI 2 • DAY 2</b> Dilo tša mahlakore-tharo 3-D objects.....	<b>64</b>
<b>LETŠATŠI 3 • DAY 3</b> Go aga ka dilo tša mahlakore-tharo Building with 3-D objects.....	<b>66</b>
<b>LETŠATŠI 4 • DAY 4</b> Maemo Hashtag!.....	<b>68</b>
<b>LETŠATŠI 5 • DAY 5</b> Teefatšo Consolidation.....	<b>70</b>
<b>BEKE 8 • PEDIFATŠA O BE O RIPE GARE WEEK 8 • DOUBLE AND HALF</b> .....	<b>72</b>
<b>LETŠATŠI 1 • DAY 1</b> Pedifatšo ke dihlopha tše pedi tša go lekana Double is two equal groups.....	<b>72</b>
<b>LETŠATŠI 2 • DAY 2</b> Pedifatša dipalo tše dikgolo Doubling bigger numbers.....	<b>74</b>
<b>LETŠATŠI 3 • DAY 3</b> Go ripa gare Halving.....	<b>76</b>
<b>LETŠATŠI 4 • DAY 4</b> Go ripa gare ka lešalela Half with a remainder.....	<b>78</b>
<b>LETŠATŠI 5 • DAY 5</b> Teefatšo Consolidation.....	<b>80</b>
<b>BEKE 9 • KATIŠANETŠWA E MABAPI LE DIHLOPHA TŠE PEDI TŠA GO LEKANA</b> <b>WEEK 9 • MULTIPLICATION IS ABOUT EQUAL GROUPS</b> .....	<b>82</b>
<b>LETŠATŠI 1 • DAY 1</b> Go atiša ka 2 Multiplying by 2.....	<b>82</b>
<b>LETŠATŠI 2 • DAY 2</b> Go atiša ka 10 Multiplying by 10.....	<b>84</b>
<b>LETŠATŠI 3 • DAY 3</b> Go atiša ka 5 Multiplying by 5.....	<b>86</b>
<b>LETŠATŠI 4 • DAY 4</b> Go rarolla marara a ditšhelete Solving money problems.....	<b>88</b>
<b>LETŠATŠI 5 • DAY 5</b> Teefatšo Consolidation.....	<b>90</b>
<b>BEKE 10 • POELETŠO WEEK 10 • REVISION</b> .....	<b>92</b>
<b>LETŠATŠI 1 • DAY 1</b> Go hlakantšha le go ntšha Addition and subtraction.....	<b>92</b>
<b>LETŠATŠI 2 • DAY 2</b> Go beakanya le go ripa gare Ordering numbers and halving.....	<b>94</b>
<b>LETŠATŠI 3 • DAY 3</b> Go hlakantšha le go ntšha Addition and subtraction.....	<b>96</b>
<b>LETŠATŠI 4 • DAY 4</b> Go pedifatša le go atiša ka 2 Doubling and multiplying by 2.....	<b>98</b>
<b>LETŠATŠI 5 • DAY 5</b> Atiša ka 5 le 10 Multiply by 5 and 10.....	<b>100</b>
<b>DIDIRIŠWA RESOURCES</b> .....	<b>102</b>



## Go šomiša Puku ya Mošomo ya Morutwana ya Bala Wandu

Puku ye ya Mošomo ya Morutwana e na le mešongwana yeo e beakanyeditšwego matsatši a 50 a go ruta ka Kotara ya 1. Go na le mešongwana ya phapoši ka moka, mešongwana ka botee le dipapadi tša barutwana tša go ralokwa ka bobedi le ka dihlopha. Dikarabo tša mešongwana di ka ngwalwa ka pukung ye.

Didirišwa di tšweletšwa ka mokgwa wa malemepedi. Tshepo ya rena ke go re go tšweletša mešongwana ka maleme a mabedi go tla thuša barutwana go tlwaela mantšu a mmetse ka Leleme la Gae le ka Seisemane. Go dira ka mokgwa woo go tla thuša go tlabela barutwana ka ditlabela tša go ithuta mmetse bophelo ka moka.

Ge barutwana ba šoma mešongwana ya puku ye ya mešomo go ya ka peakanyo ya tšatši ka tšatši, ka kotara ye nngwe le ye nngwe, ba tla kgona go fetša kharikhulamo ka moka ya mmetse ya ngwaga. Re tshepa gore mešongwana ye e tla ba tsela ya go kgahliša ya go ba thuša go hwetša tsebo ya motheo ya mmetse.

Mathomo a letšatši le lengwe le le lengwe le leswa go bontšhitšwe ka sefoka se setalamorogo.

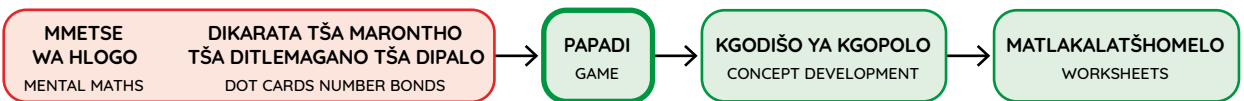
BEKE • WEEK
1

LETŠATŠI 1 • DAY 1

### Dikemedi tša dipalo

Representation of numbers

Ka tlase ga sefoka go na le taekramo ya go ela yeo e akaretšago tatelano ya mešongwana ya letšatši.



Mmetse wa Hlogo ke mošongwana wa mathomo wa letšatši le lengwe le le lengwe. Morutiši o tla eta mošongwana wo pele.

Matlakala a mangwe ka moka ka pukung ye, a diretšwe barutwana gore a šome ka boyena goba ka dihlopha ka tlhahlo le thekgo ya morutiši. Go ka ba le matlakalatšhomelo goba dipapadi, go teefatša dikgopolo tšeo di rutilwego letšatšing leo. Dipapadi di tšweletšwa ka go šomiša dikhathune tša barutwana ba bontšha ka fao papadi e swanetšego go ralokwa ka gona.

### 2 Bontšha palo o šomiša marontho, dipalelo, dika le mantšu.

Show the number using dots, tallies, symbols and words.

		
		6
tshela six		

Ditaelo ka moka le tshedimošo di filwe ka Sepedi tša fetolelwa go Seisemane.

Matlakalatšhomelo a barutwana a na le mohlala woo o šetšego o dirilwe (o bontšhitšwe ka mmala wo mopududu ka morago le ka phensele ye khubedu).

Letšatši la bo5 la beke ye nngwe le ye nngwe le beakanyeditšwe teefatšo le kelo.

## Using the Bala Wande Learner Activity Book

This Learner Activity Book has activities planned for 50 days of teaching in Term 1. There are concept development activities, individual learner activities and games for learners to play in pairs and groups. Answers to the activities can be written in this book.

The material is presented using a bilingual format. We hope that presenting the activities in two languages will help learners to become familiar with maths words in both their home language and in English. This will equip them for lifelong learning of maths.

If learners work systematically through these workbook-style activities every day and every term, they will cover the whole maths curriculum for the year. We hope that these activities will be a fun way to help them acquire foundational maths knowledge.

The start of each new day is shown with a green banner.

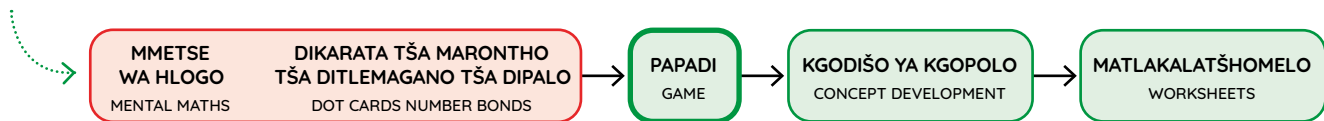
BEKE • WEEK  
1

**LETŠATŠI 1 • DAY 1**

**Dikemedi tša dipalo**

Representation of numbers

Underneath the banner is a flow diagram that summarises the sequence of activities for the day.



Mental Maths is the first activity every day. The teacher will lead this activity.

All the other pages in the book are for learners to work on independently or in groups with guidance and support from the teacher. They may be worksheets or games, for consolidation of the concepts covered that day. Games are presented using cartoons of learners to show how the game should be played.

**2** Bontšha palo o šomiša maronthono, dipalelo, dika le mantšu.  
Show the number using dots, tallies, symbols and words.

		
		6
tshela six		

All instructions and information are given in Sepedi with an English translation below.

Learner worksheets have a worked example (indicated by the grey background and the red pencil).

Day 5 of each week is planned for consolidation and assessment.

MMETSE  
WA HLOGO  
MENTAL MATHS

DIKARATA TŠA MARONTHO  
TŠA DITLEMAGANO TŠA DIPALO  
DOT CARDS NUMBER BONDS


PAPADI  
GAME

KGODIŠO YA KGOPOLO  
CONCEPT DEVELOPMENT

MATLAKALATŠHOMELO  
WORKSHEETS

**Papadi: Palelo**  
Game: Tally

- Morutiši wa gago o tla bitša palo ya magareng ga 0 le 20.  
Your teacher will call out a number between 0 and 20.
- Šomiša sekgoba sa ka tlase go bontšha palo o šomiša dipalelo.  
Use the space below to show the number using tallies.
- Ge sekgoba se tletše, tšwela pele go šomiša puku ya gago ya mešomo ya phapošing.  
When the space is full, continue using your classwork book.



	1
	2
	3
	4
	5
	5 + 5 = 10

Methalo ye mene ya go ema le mothalo o tee wa go tshela. Ke methalo ye me5.

Four lines standing and one line crossing. That is 5 lines.



--	--	--	--

**1 Palelo.**





Tally







15		12		9	
14		16		20	



## 2 Bontšha palo o šomiša marontho, dipalelo, dika le mantšu.



Show the number using dots, tallies, symbols and words.

		
		6
	tshela six	

MMETSE  
WA HLOGO  
MENTAL MATHS

DIKARATA TŠA MARONTHO  
TŠA DITLEMAGANO TŠA DIPALO  
DOT CARDS NUMBER BONDS

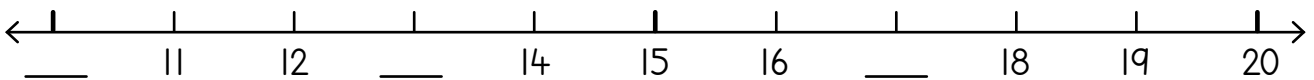
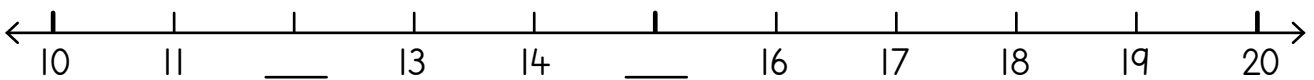
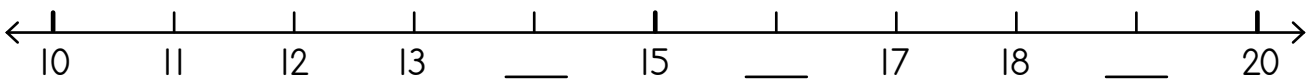
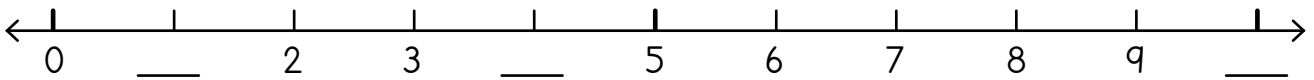
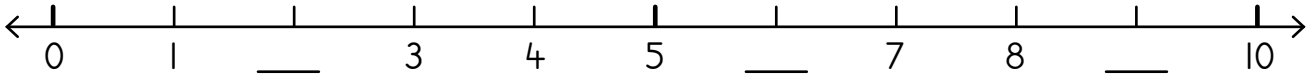
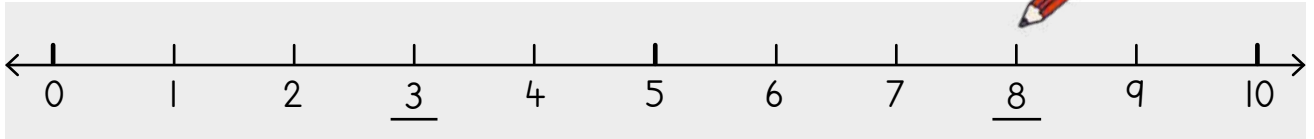
PAPADI  
GAME

KGODIŠO YA KGOPOLO  
CONCEPT DEVELOPMENT

MATLAKALATŠHOMELO  
WORKSHEETS

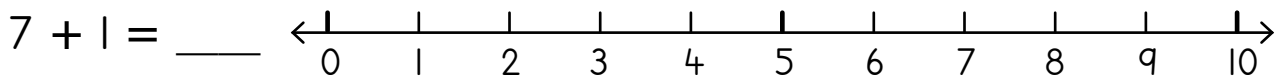
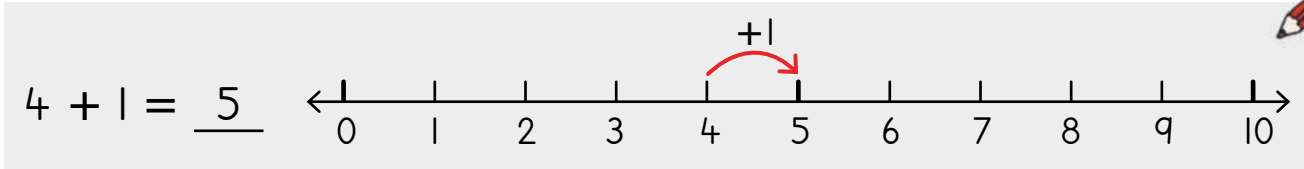
1 Tlatša dipalo tšeo di tlogetšwego.

Fill in the missing numbers.



**2** Hlakantšha mothalopalong.  
Add on the number line.

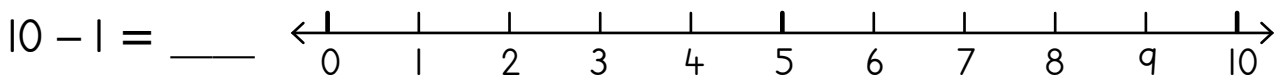
Palo ye ntši ka tee go feta 4 ke 5. Hlano ke ye kgolo go 4 ka l. 5 e tla ka morago ga 4.  
One more than 4 is 5. 5 is bigger than 4 by 1. 5 comes after 4.



**3** Ntšha mothalopalong.  
Subtract on the number line.



Palo ye nnyane go 8 ke 7. 7 ke ye nnyane go 8 ka l. 7 e tla pele ga 8.  
One less than 8 is 7. 7 is smaller than 8 by 1. 7 comes before 8.



**4** Ngwala palo ye ntši ka tee.  
Write one more.

7	8	5	
10		9	
19		0	

**5** Ngwala palo ye nnyane ka tee.  
Write one less.

6	5	10	
20		18	
11		8	

**Ye nyanenyane go ya go ye kgolokgolo**  
Smallest to biggest

MMETSE  
WA HLOGO  
MENTAL MATHS

DIKARATA TŠA MARONTHO  
TŠA DITLEMAGANO TŠA DIPALO  
DOT CARDS NUMBER BONDS

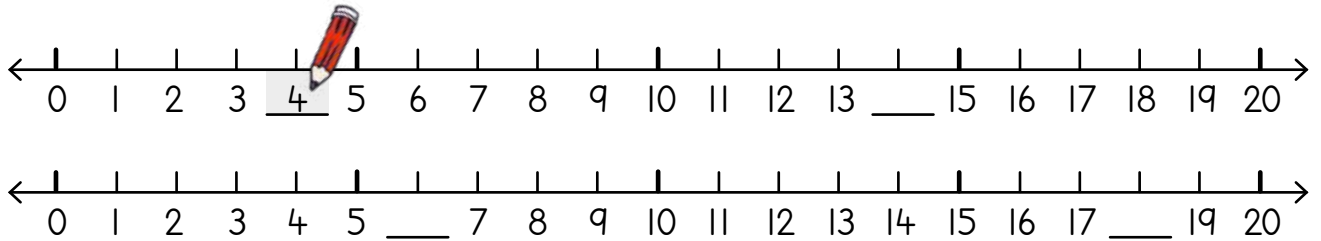
PAPADI  
GAME

KGODIŠO YA KGOPOLO  
CONCEPT DEVELOPMENT

MATLAKALATŠHOMELO  
WORKSHEETS

**1** Tlatša dipalo tšeo di tlogetšwego.

Fill in the missing numbers.



**2** Feleletša ka go ngwala <, > goba =.

Complete by writing <, > or =.

20 > 2	10 ___ 5
15 ___ 5	22 ___ 12
15 ___ 25	10 ___ 10

**5 > 2**

5 ke ye kgolo go 2.  
2 ke ye nnyane go 5.  
5 is bigger than 2.  
2 is smaller than 5.

---

**2 < 5**

2 ke ye nnyane go 5.  
5 ke ye kgolo go 2.  
2 is smaller than 5.  
5 is bigger than 2.



**Kwena e bula molomo wa yona gore e je palo ye kgolo!**

The crocodile always opens his mouth to eat the bigger number!

**3** Beakanya dipalo go tloga go ye nyanenyane go ya go ye kgolokgolo.

Order numbers from smallest to biggest.

<p>12 2 20</p> <p>2 12 20</p>	<p>8 20 18</p> <p>_____</p>	<p>17 23 13</p> <p>_____</p>
-------------------------------	-----------------------------	------------------------------

**4** Beakanya dipalo go tloga go ye kgolokgolo go ya go ye nyanenyane.

Order numbers from biggest to smallest.

<p>10 19 7 9</p> <p>19 10 9 7</p>	<p>14 26 11 6</p> <p>_____</p>	<p>20 14 8 18</p> <p>_____</p>
-----------------------------------	--------------------------------	--------------------------------

## Papadi: Mmetse wa Lebelo ka Dikarata - beakanya

Game: Fast maths with cards - order

- Kopakopantšha dikarata go tloga go 0 go ya go 20.  
Mix cards from 0 to 20.
- Di hlatlagantšhe go ya godimo.  
Place in a pile.
- Retološa dikarata tše tharo.  
Flip up three cards.
- Di beakanye go tloga go ye nnyanenyane go ya go ye kgolokgolo.  
Order from smallest to biggest.



<p><b>5</b> Lulo o rwele dilitere tše 15 tša meetse. Neo o rwele dilitere tše 12 tša meetse. Na ke mang yoo a rwelego meetse a mantši? _____ Na ke a mantši ga kaakang? _____</p> <p>Lulo carries 15 litres of water. Neo carries 12 litres of water. Who carries more water? _____ How much more? _____</p>	<p>Katse e imela dikhilogramo tše 5. Mpša ye nnyane e imela dikhilogramo tše 10. Ke efe phoofolo yeo e imelago kudu? _____ Na e imela kudu ka bokae? _____</p> <p>The cat weighs 5 kilograms. The small dog weighs 10 kilograms. Which animal weighs more? _____ How much more? _____</p>
--	---

## 6 Feleletša dipateronepalo.


Complete the number patterns.

3	4	5	6	7	8
10	9				5
22	21				

15	16				
14	13				
18	19				

## 7 Thala sediko go khoine yeo e bontšhago tšhelete ye ntši.

Circle the coin that shows more money



Seripa  
Half

MMETSE  
WA HLOGO  
MENTAL MATHS

DIKARATA TŠA MARONTHO  
TŠA DITLEMAGANO TŠA DIPALO  
DOT CARDS NUMBER BONDS

PAPADI  
GAME

KGODIŠO YA KGOPOLLO  
CONCEPT DEVELOPMENT

MATLAKALATŠHOMELO  
WORKSHEETS

<p>hotdog e 1 1 hotdog</p> <p>seripa half</p>	<p>sangwetši e 1 1 sandwich</p> <p>seripa half</p>	<p>lerontheo le 1 1 dot</p> <p>seripa half</p>
---	--	--

1 Abela barutwana ba babedi ka go lekana. Thala mothalo. Khalara seripa.

Share equally between 2 children. Draw a line. Colour half.

Ke ripa ka dikarolo tše 2 tša go lekana. Morutwana yo mongwe le yo mongwe o hwetša seripa.

I cut into 2 equal parts. Each child gets half.



--	--	--

2 Bontšha diripa tše ka ditsela tše pedi tša go fapafapana.

Show 2 halves in two different ways.



--	--	--	--	--	--

3 Ke aba pizza ka go lekana magareng ga barutwana ba ba2. Na morutwana yo mongwe le yo mongwe o hwetša pizza ye kaakang? seripa

I share 1 pizza equally between 2 children. How much pizza does each child get? half

Ke aba tšhokolete ka go lekana magareng ga barutwana ba ba2. Na morutwana yo mongwe le yo mongwe o hwetša tšhokolete ye kaakang? \_\_\_\_\_

I share 1 chocolate equally between 2 children. How much chocolate does each child get? \_\_\_\_\_

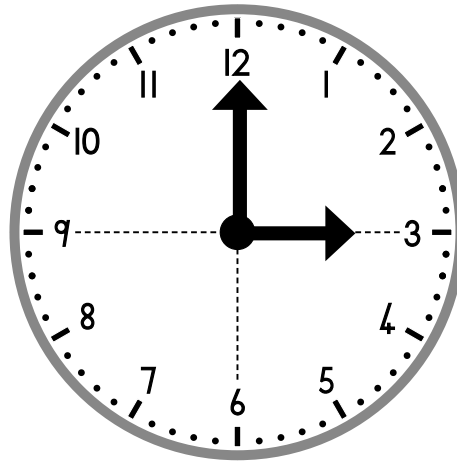
Ke aba llofo ya borotho ka go lekana magareng ga barutwana ba ba2. Na morutwana yo mongwe le yo mongwe o hwetša borotho bjo bo kaakang? \_\_\_\_\_

I share 1 loaf of bread equally between 2 children. How much bread does each child get? \_\_\_\_\_



Letšatši le tee le na  
le diiri tše 24.  
Sefahlego sa  
sešupanako se re  
bontšha diiri tše 12.  
Sešupanako se na le  
manakana a ma2.

There are 24 hours in one day  
A clock face shows us 12 hours.  
A clock has 2 hands.



Lenakana le le kopana le  
šupile iri ya letšatši.

The short hand points to the hour of the day.

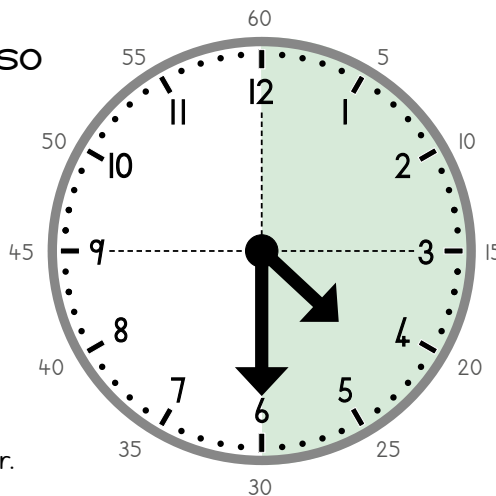
Lenakana le letelele le šupile  
metsotso.

The long hand points to the minutes.



Lenakana la motsotso  
le dikologa le  
sešupanako iri ye  
nngwe le ye nngwe.  
Iri e na le  
metsotso ye 60.

The minute hand goes  
around the clock every hour.  
There are 60 minutes in an hour.



30 ke seripa sa 60. Ge lenakana la motsotso  
le šupa go 6, re re, 'seripagare go tšwa'.

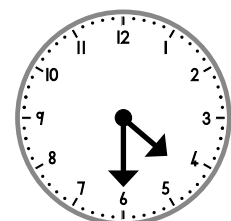
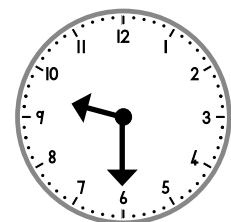
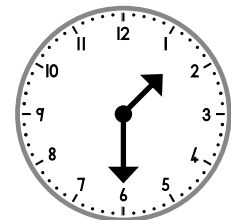
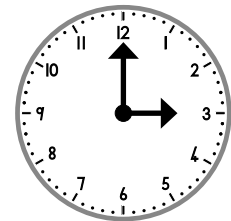
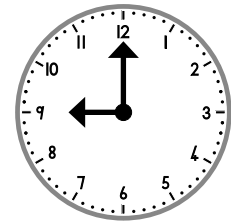
30 is half of 60. When the minute hand points to the 6, we say  
'half past'.

Ge lenakana la iri le eme ga 4 gomme  
lenakana la motsotso le le go 6, re re ke  
seripagare go tšwa go iri ya 4. Re ngwala  
ka tsela ye, 4:30.

When the hour hand is on the 4 and the minute hand is on the 6,  
we say, 'half past 4'. We write 4:30.

Na ke nako mang?

What is the time?



LETLAKALATŠHOMELO  
WORKSHEET

LETLAKALATŠHOMELO  
WORKSHEET

## A re boleleng Mmetse!

Let's talk Maths!

**Ka Sepedi re re:**

hlakantšha

tloša

hlakantšha ka tee

tloša tee

bapetša

kgomo ke ye kgolo go katse

katse ke ye nnyane go kgomo

nne ke ye kgolo go tharo

tharo ke ye nnyane go nne

**In English we say:**

add

take away

add one

take away one

compare

the cow is bigger than the cat

the cat is smaller than the cow

four is more than three

three is less than four



### 1 Palelo.

Tally.

16	
----	--

### Balela.

Calculate.

$14 + 1 = \underline{\quad}$	$20 - 1 = \underline{\quad}$
------------------------------	------------------------------

### 2 Beakanya dipalo go tloga go ye nnyane go ya go ye kgolo.

Order the numbers from smallest to largest.

13	6	9
_____	_____	_____
12	20	19
_____	_____	_____

### 3 Ngwala ye nnyane ka 1.

Write one less.

20	
----	--

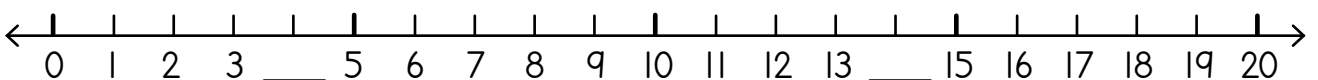
### Ngwala ye kgolo ka 1.

Write one more.

12	
----	--

### 4 Tlatša dipalo tšeo di tlogetšwego.

Fill in the missing numbers.



### 5 Feleletša dipateronepalo.

Complete the number patterns.

23	22				18
14	13				9
7	8	9			

16	17				
8	9				
28	29				

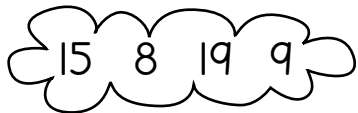
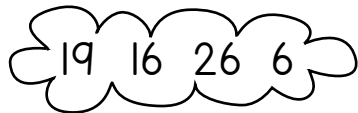
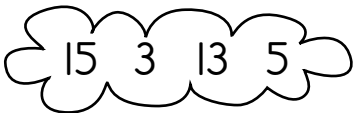
### 6 Hlakantšha goba o ntšhe.

Add or subtract.

$19 + 1 = \underline{\quad}$	$20 - 1 = \underline{\quad}$	$15 - 1 = \underline{\quad}$	$10 + 1 = \underline{\quad}$
$8 - 1 = \underline{\quad}$	$20 + 1 = \underline{\quad}$	$18 - 1 = \underline{\quad}$	$10 - 1 = \underline{\quad}$

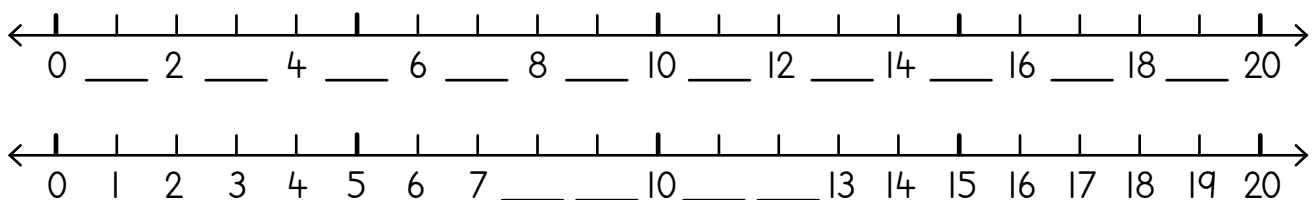
### 7 Beakanya dipalo go tloga go ye kgolokgolo go ya go ye nnyanenyane.

Order the numbers from largest to smallest.

 _____	 _____	 _____
--	---	--

### 8 Tlatša dipalo tšeo di tlogetšwego.

Fill in the missing numbers.



### 9 Feleletša ka go ngwala <, > goba =.

Complete by writing <, > or =.

$8 \underline{\quad} 5$	$20 \underline{\quad} 12$	$2 \underline{\quad} 20$
$12 \underline{\quad} 18$	$15 \underline{\quad} 15$	$8 \underline{\quad} 18$

MMETSE  
WA HLOGO  
MENTAL MATHS

AGA KA DIPOLOKO  
BUILD WITH BLOCKS

PAPADI  
GAME

KGODIŠO YA KGOPOLO  
CONCEPT DEVELOPMENT

MATLAKALATŠHOMELO  
WORKSHEETS

## Papadi: Mmetse wa Lebelo ka Dikarata - ntši ka 2


Game: Fast maths with cards - 2 more

- Raloka le mogwera wa gago.  
Play with a friend.
- Kopakopantšhang dikarata go tloga go 0 go ya ga 10.  
Le di bee ka mokgobo.  
Mix cards from 0 to 10. Put in a pile.
- Bula karata e tee.  
Flip one card.
- Hlakantšha le 2.  
Add 2.
- Šomang bjalo ka mokgobo ka moka.  
Work through the pile.
- Bušetšang gape. Ka lebelo!  
Do it again. Faster!



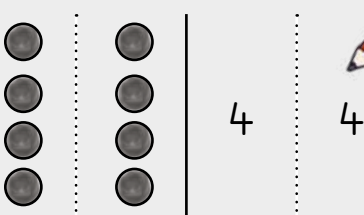
Ge re pedifatša,  
re bušetša  
palo ga 2.

When we double,  
we repeat a  
number 2 times.



### Pedifatša 4

Double 4



Pedifatšo ya 4  
ke 8.

Double 4 is 8.

$$4 + 4 = \underline{8}$$

$$4 \times 2 = \underline{8}$$

Go na le bo4 ba  
babedi ka go 8.

There are two 4s in 8.

### Pedifatša 3

Double 3



Pedifatšo ya 3  
ke \_\_\_\_.

Double 3 is \_\_\_\_.

$$3 + 3 = \underline{\quad}$$

$$3 \times 2 = \underline{\quad}$$

Go na le bo3 ba  
babedi ka go 6.

There are two 3s in 6.

### Pedifatša 5

Double 5



Pedifatšo ya 5  
ke \_\_\_\_.

Double 5 is \_\_\_\_.


$$5 + 5 = \underline{\quad}$$

$$5 \times 2 = \underline{\quad}$$

Go na le bo5 ba  
babedi ka go 10.


There are two 5s in 10.

**2**




Na ke dipaesekele tše kae? How many bicycles?	
Maotwana ke a makae? How many wheels?	

**3**



dipaesekele tše bicycles		1	2	3	4	5	6	7	8	9	10
maotwana a wheels		2	4								


**4**



Na ke dikhoine tše kae? How many coins?	
Diranta ke tše kae? How many Rands?	

**5** Ntšha mothaloalong.  
Subtract on the number line.

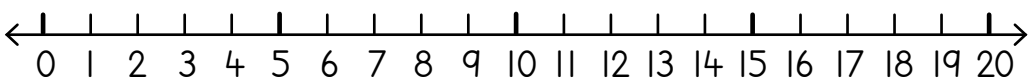
Thalela palo ya mathomo.  
Thala sediko go karabo.  
Underline the first number.  
Circle the answer.



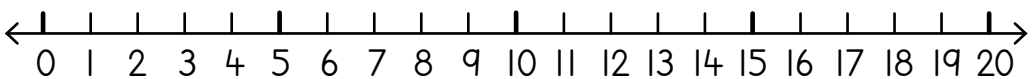
$17 - 2 = \underline{15}$



$11 - 2 = \underline{\quad}$



$10 - 2 = \underline{\quad}$



**6** Bala ka bo2 o thome go 2. Khalara mofofa wo mongwe le wo mongwe.  
Count in 2s starting from 2. Colour each jump.

1	2	3	4	5	6	7	8	9	10
11	12	13	14	15	16	17	18	19	20

MMETSE  
WA HLOGO  
MENTAL MATHS

AGA KA DIPOLOKO  
BUILD WITH BLOCKS

PAPADI  
GAME

KGODIŠO YA KGOPOLO  
CONCEPT DEVELOPMENT


MATLAKALATŠHOMELO  
WORKSHEETS

**1** Bala ka bo3 o eya pele.

Count forwards in 3s.

3	6	9								
---	---	---	--	--	--	--	--	--	--	--

**2**



Na ke dipitša tše kae?

How many pots?

Maoto ke a makae?

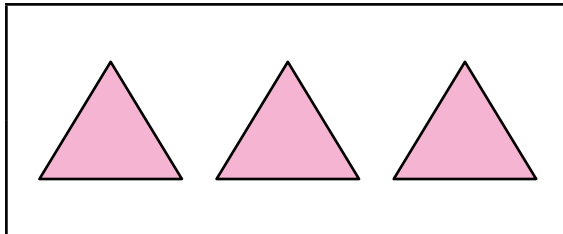
How many legs?

**3**



dipitša tše pots	1	2	3	4	5	6	7	8	9	10
maoto a legs	3	6								

**4**



Na ke dikhutlotharo tše kae?

How many triangles?

Mahlakore ke a makae?

How many sides?

**5**

Go namela thekisi go bitša R3. Na e tla ba bokae ge batho ba ba2 ba namela?

The taxi ride costs R3. How much does it cost for 2 people?



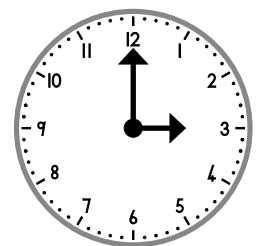
Go namela thekisi go bitša R3. Na e tla ba bokae ge batho ba ba3 ba namela?

The taxi ride costs R3. How much does it cost for 3 people?

**6**

Ke nako mang?

What is the time?





---



---

Re ka tšea seripa sa 3! Lebelela mo!  
We can take half of 3. Check it out!



7

marontho a 3  
3 dots

seripa half      seripa half

dihotdog tše 3  
3 hotdogs

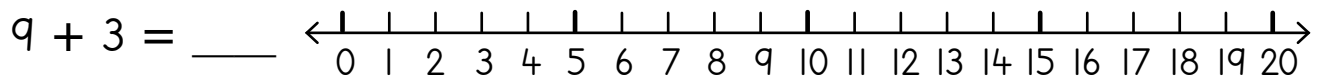
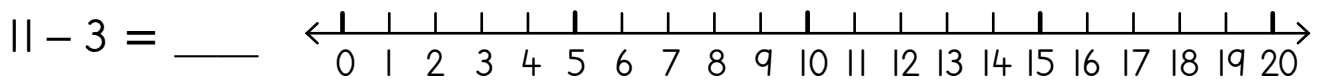
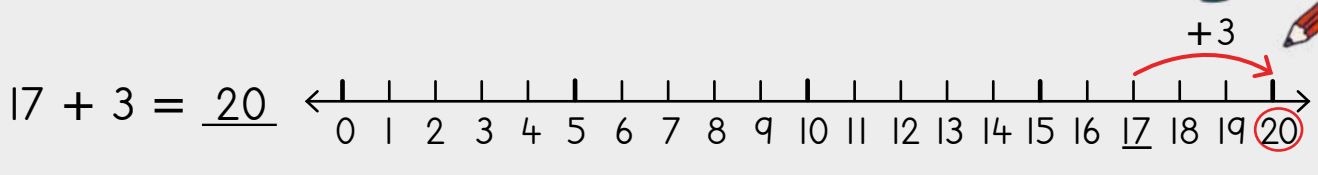

seripa half      seripa half

Na morutwana yo mongwe le yo mongwe o hwetša dihlotdog tše kae?  
How many hotdogs does each learner get?  
\_\_\_\_\_

8

Hlakantšha goba o ntšhe godimo ga mothalopalo.  
Add or subtract on the number line.

Thalela palo ya mathomo. Thala sediko go karabo.  
Underline the first number. Circle the answer.



9

Tlatša dipalo tšeo di tlogetšwego.  
Fill in the missing numbers.

1	2	3	4	5		7	8		10
11		13	14		16	17		19	20
	22	23		25	26		28	29	

MMETSE  
WA HLOGO  
MENTAL MATHS


AGA KA DIPOLOKO  
BUILD WITH BLOCKS

PAPADI  
GAME

KGODIŠO YA KGOPOLO  
CONCEPT DEVELOPMENT

MATLAKALATŠHOMELO  
WORKSHEETS

**1**



Na ke dikoloi tše kae?

How many cars?

Maotwana ke a makae?

How many wheels?

**2**



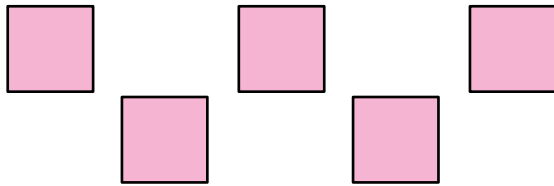
Na ke dipere tše kae?

How many horses?

Maoto ke a makae?

How many legs?

**3**



Na ke dikhutlonnethwi tše kae?

How many squares?

Mahlakore ke a makae?

How many sides?

**4**

Go namela thekisi go bitša R4.



Na go tla bitša bokae ge bagwera ba ba2 ba namela thekisi?

The taxi ride costs R4. How much does it cost for 2 friends to ride the taxi?

Emihle o na le R10.

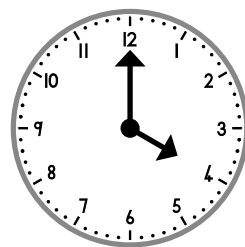
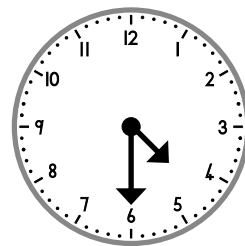
O lefela R4 go namela thekisi. Na o hwetša tšhentšhi ya bokae?

Emihle has R10. She pays R4 to ride the taxi. How much change does she get?

**5**

Ke nako mang?

What is the time?



**6** marontho a 4  
4 dots

seripa  
half

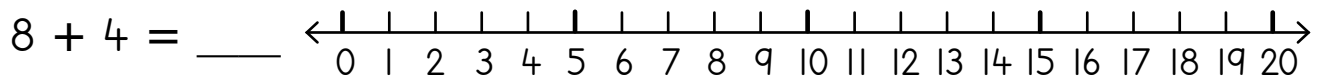
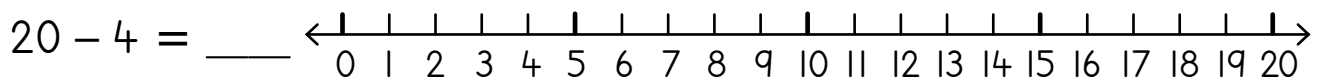
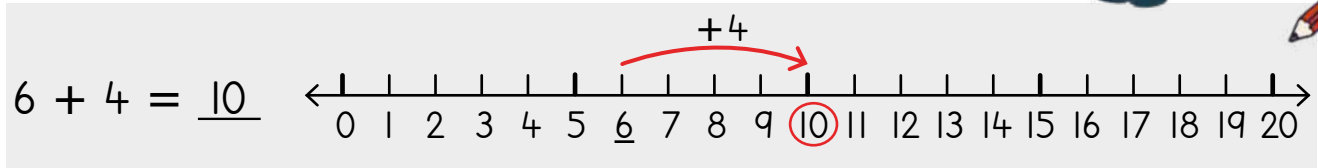

dihotdog tše 4  
4 hotdogs

seripa  
half

Na morutwana  
yo mongwe le  
yo mongwe  
o hwetša  
dihotdog tše  
kae?  
How many hotdogs  
does each learner get?  
\_\_\_\_\_

**7** Hlakantšha goba o ntšhe  
godimo ga mothalopalo.  
Add or subtract on the number line.

Thalela palo ya  
mathomo. Thala  
sediko go karabo.  
Underline the first  
number. Circle  
the answer.



**8** Tlatša dipalo tšeo di tlogetšwego.  
Fill in the missing numbers.

1	2	3	4	5	6	7		9	10
11	12	13		15	16	17		19	20
21	22	23		25	26	27		29	30
31	32	33		35	36	37		39	40

MMETSE  
WA HLOGO  
MENTAL MATHS

AGA KA DIPOLOKO  
BUILD WITH BLOCKS

PAPADI  
GAME

KGODIŠO YA KGOPOLLO  
CONCEPT DEVELOPMENT

MATLAKALATŠHOMELO  
WORKSHEETS

**1** Bala ka bo5 o eya pele.

Count forwards in 5s.

5	10	15			
25	30				
15	20				

**2** Bala ka bo5 o boela morago.


Count backwards in 5s.

50	45	40			
35	30				
25	20				

**3**

	Na ke matsogo a makae?		
	How many hands?		
	Menwana ke ye mekae?		
	How many fingers?		


**4**

										
matsogo a hands	1	2	3	4	5	6	7	8	9	10
menwana ye fingers	5	10								

**5**


	Na ke dikhoine tše kae?		
	How many coins?		
	Diranta ke tše kae?		
	How many Rands?		

**6**

										
dikhoine tše coins	1	2	3	4	5	6	7	8	9	10
diranta tše Rands	5	10								

Thalela palo ya mathomo.  
Thala sediko go karabo.

Underline the first number.  
Circle the answer.



## 7 Hlakantšha goba o ntšhe ka go šomiša mothalopalo.

Add or subtract using the number line.

$$6 + 5 = \underline{\quad}$$

$$12 - 5 = \underline{\quad}$$

## 8 Bala ka bo5 o thome go 5. Khalara bo5.

Count in 5s starting at 5. Colour the 5s.

1	2	3	4	5	6	7	8	9	10
11	12	13	14	15	16	17	18	19	20
21	22	23	24	25	26	27	28	29	30
31	32	33	34	35	36	37	38	39	40
41	42	43	44	45	46	47	48	49	50

## 9 Mokotla wa swikiri o imela dikhilogramo tše 5. Na mekotla ye me3 ya swikiri e imela bokae?

A pack of sugar weighs 5 kilograms. How much do 3 bags of sugar weigh?



## Pakete e rwala dilitere tše 5. Na dipakete tše 4 di rwala dilitere tše kae?

A bucket carries 5 litres. How many litres do 4 buckets carry?



## A re boleleng Mmetse!

Let's talk Maths!

**Ka Sepedi re re:**

bala o eya pele

bala o boela morago

bala ka bo2 o eya pele

bala ka bo2 o boela morago

beakanya

nne ke ye ntši go tharo

tharo ke ye nnyane go nne

nne e tla ka morago ga tharo

tharo e tla pele ga nne

**In English we say:**

count forwards

count backwards

count forwards by 2

count backwards by 2

order

four is more than three

three is less than four

four comes after three

three comes before four



### 1 Feleletša dipateronepalo.

Complete the number patterns.

3	6	9							
4	8	12							

### 2 Seripa sa


Half of

### Pedifatšša

Double


2		3		3		5	
4		5		4		2	

3




Na ke dipaesekele tše kae? How many bicycles?	
Maotwana ke a makae? How many wheels?	

4




dipaesekele tše bicycles	1	2	3	4	5	6	7	8	9	10
maotwana a wheels										

5



Na ke matsogo a makae? How many hands?	
Menwana ke ye mekae? How many fingers?	

6



matsogo a hands	1	2	3	4	5	6	7	8	9	10
menwana ye fingers										

MMETSE  
WA HLOGO  
MENTAL MATHS

GO BALA  
KA GO TSHELA  
SKIP COUNTING

DIPAPADI  
GAMES


KGODIŠO YA KGOPOLO  
CONCEPT DEVELOPMENT

MATLAKALATŠHOMELO  
WORKSHEETS

**Papadi: Mmetse wa Lebelo ka Letaese - dira 6**

Game: Fast maths with dice - make 6

- Kgokološa letaese.  
Roll the dice.
- Na go nyakega tše kae gape go dira 6?  
How many more to make 6?
- Dira gape.  
Ka lebelo!  
Do it again. Faster!



Lehono re thoma go raloka ka dipoloko.  
Today we start playing with blocks.



**Papadi: Hlahlamolla 6!**

Game: Break 6!


- Dira tora ka dipoloko tše 6.  
Make a tower with 6 blocks.
- Hlahlamolla tora ka dikarolo tše 2.  
Break the tower into 2 parts.
- Ge o le gare o e kopanya, gopola ka lefokopalo la go hlakantšha.  
As you put it together, think about an addition number sentence.
- Ngwala lefokopalo la go hlakantšha.  
Write the addition number sentence.



4 le 2 di dira 6  
4 and 2 is 6  
 $4 + 2 = 6$

**1 Hlahlamolla tora ya 6. Ngwala mafokopalo a go hlakantšha.**

Break the 6 tower. Write addition number sentences.

 $4 + 2 = 6$		

**2 Hlakantšha goba o ntšhe gore o hwetše palo yeo e tlogetšwego.**

Add or subtract to find the missing number.

$3 + \underline{\quad} = 6$	$4 + \underline{\quad} = 6$	$1 + \underline{\quad} = 6$
-----------------------------	-----------------------------	-----------------------------



$6 \times 10 = 60$

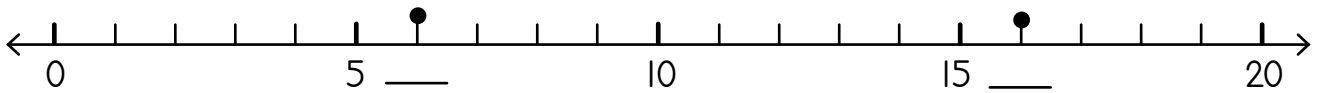
### 3 Bala ka bo6 o thome go 6. Khalara bo6.

Count in 6s starting at 6. Colour the 6s.

1	2	3	4	5	6	7	8	9	10
11	12	13	14	15	16	17	18	19	20
21	22	23	24	25	26	27	28	29	30
31	32	33	34	35	36	37	38	39	40
41	42	43	44	45	46	47	48	49	50
51	52	53	54	55	56	57	58	59	60

### 4 Ngwala palo godimo ga lerontho.

Write the number at the dot.



### 5 Musa o na le dimabole tše 6. Dimabole tša Ina di pedifaditšwe. Na Ina o na le dimabole tše kae?



Musa has 6 marbles. Ina has double. How many marbles does Ina have?


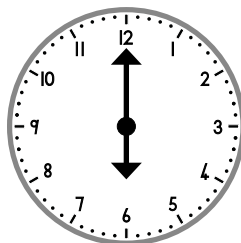
### Xola o na le dimabole tše 10. Tše 6 ke tše ditalaleratadima. Tše dingwe ka moka ke tše ditalamorogo. Na dimabole tša gagwe tše ditalamorogo ke tše kae?



Xola has 10 marbles. 6 are blue. The rest are green. How many green marbles does he have?

### 6 Ke nako mang?

What is the time?



MMETSE  
WA HLOGO  
MENTAL MATHS

GO BALA KA GO  
TSHELA KA BO10 (0-100)  
SKIP COUNTING IN 10S (0-100)

DIPAPADI  
GAMES


KGODIŠO YA KGOPOLO  
CONCEPT DEVELOPMENT

MATLAKALATŠHOMELO  
WORKSHEETS

**Papadi: Mmetse wa Lebelo ka Letaese - dira 7**

Game: Fast maths with dice - make 7


- Kgokološa letaese.  
Roll the dice.
- Na go nyakega tšhe kae gape go dira 7?  
How many more to make 7?
- Dira gape. Ka lebelo!  
Do it again. Faster!



**Papadi: Hlahlamolla 7!**

Game: Break 7!

- Dira tora ka dipoloko tšhe 7.  
Make a tower with 7 blocks.
- Hlahlamolla tora ka dikarolo tšhe 2.  
Break the tower into 2 parts.
- Ge o le gare o e kopanya, gopola ka lefokopalo la go hlakantšha.  
As you put it back together, think about an addition sentence.
- Ngwala mafokopalo a ma2 a go hlakantšha.  
Write 2 addition number sentences.



**1 Hlahlamolla tora ya 7. Ngwala mafokopalo a go hlakantšha.**

Break the 7 tower. Write addition number sentences.

 $4 + 3 = 7$		
$3 + 4 = 7$		

**2 Hlakantšha goba o ntšhe.**

Add or subtract.

$3 + 4 = \underline{\quad}$	$5 + 2 = \underline{\quad}$	$4 + 3 = \underline{\quad}$	$2 + 5 = \underline{\quad}$
$7 - 3 = \underline{\quad}$	$7 - 5 = \underline{\quad}$	$7 - 4 = \underline{\quad}$	$7 - 2 = \underline{\quad}$



$7 \times 10 = 70$

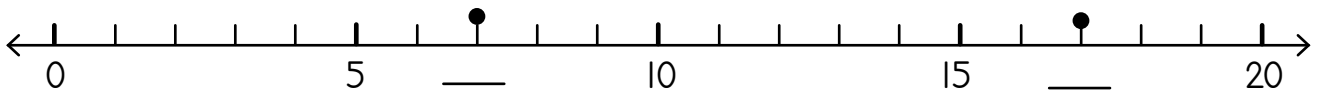
### 3 Bala ka bo7 o thome go 7. Khalara bo7.

Count in 7s starting at 7. Colour the 7s.

1	2	3	4	5	6	7	8	9	10
11	12	13	14	15	16	17	18	19	20
21	22	23	24	25	26	27	28	29	30
31	32	33	34	35	36	37	38	39	40
41	42	43	44	45	46	47	48	49	50
51	52	53	54	55	56	57	58	59	60
61	62	63	64	65	66	67	68	69	70

### 4 Ngwala palo godimo ga lerontho.

Write the number at the dot.



### 5 Tefelo ya go ya toropong ke R7. Na ke bokae go ya le go boa toropong?



It costs R7 to get to town. How much does it cost to travel to town and back?

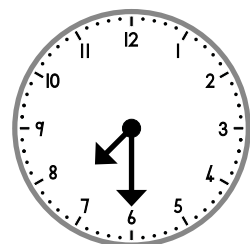
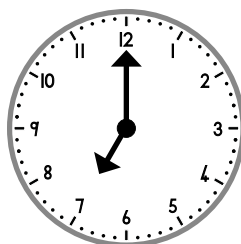
### Sithe o na le R20. O reka apole ka R7. Na o hwetša tšhentšhi ya bokae?



Sithe has R20. He buys an apple for R7. How much change does he get?

### 6 Ke nako mang?

What is the time?



MMETSE  
WA HLOGO  
MENTAL MATHS

GO BALA KA GO  
TSHELA KA BO5 (0-50)  
SKIP COUNTING IN 5S (0-50)

DIPAPADI  
GAMES

KGODIŠO YA KGOPOLLO  
CONCEPT DEVELOPMENT

MATLAKALATŠHOMELO  
WORKSHEETS

**Papadi: Mmetse wa Lebelo ka Letaese - dira 8**

Game: Fast maths with dice - make 8

- Kgokološa letaese.  
Roll the dice.
- Na go nyakega tše kae gape go dira 8?  
How many more to make 8?
- Dira gape. Ka lebelo!  
Do it again. Faster!

$2 + \_ = 8?$

6




Lehono re raloka  
ka dipoloko gape!

Today we play with  
blocks again!

**Papadi: Hlahlamolla 8!**

Game: Break 8!

- Dira tora ka dipoloko tše 8.  
Make a tower with 8 blocks.
- Hlahlamolla tora ka dikarolo tše 2.  
Break the tower into 2 parts.
- Gopola ka lefokopalo la go ntšha.  
Think about a subtraction number sentence.
- Ngwala lefokopalo la go ntšha.  
Write the subtraction number sentence.



Ke tloša 5 go 8.

I take away  
5 from 8.

$8 - 5 = 3$

**1 Hlahlamolla tora ya 8. Ngwala mafokopalo a go ntšha.**

Break the 8 tower. Write the subtraction number sentences.

 $8 - 5 = 3$	$8 -$	$8 -$
$8 - 3 = 5$	$8 -$	$8 -$

**2 Hlakantšha goba o ntšhe.**

Add or subtract.

$5 + 3 = \_$	$6 + 2 = \_$	$4 + 4 = \_$
$8 - 3 = \_$	$8 - 2 = \_$	$8 - 4 = \_$

### 3 Bala ka bo8 o thome go 8. Khalara bo8.

Count in 8s starting from 8. Colour the 8s.

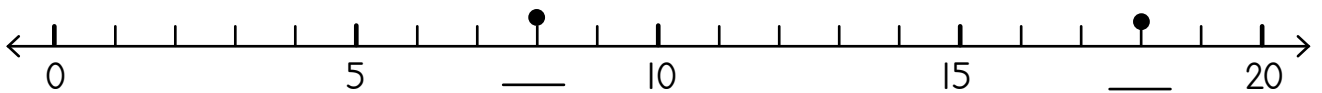


$$8 \times 10 = 80$$

1	2	3	4	5	6	7	8	9	10
11	12	13	14	15	16	17	18	19	20
21	22	23	24	25	26	27	28	29	30
31	32	33	34	35	36	37	38	39	40
41	42	43	44	45	46	47	48	49	50
51	52	53	54	55	56	57	58	59	60
61	62	63	64	65	66	67	68	69	70
71	72	73	74	75	76	77	78	79	80

### 4 Ngwala palo godimo ga lerontho.

Write the number at the dot.



### 5 Afikile o na le R20. O reka seenywa ka R8. Na o hwetša tšhentšhi ya bokae?

Afikile has R20. He buys fruit for R8. How much change does he get?



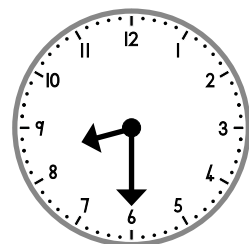
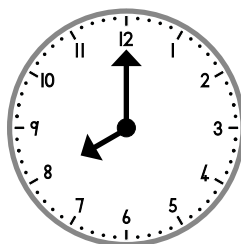
### Go namela thekisi go bitša R8. Na e tla ba bokae ge batho ba ba2 ba namela?

The taxi ride costs R8. How much does it cost for 2 people to ride?



### 6 Ke nako mang?

What is the time?



MMETSE  
WA HLOGO  
MENTAL MATHS

GO BALA KA GO  
TSHELA KA BO2 (0-50)  
SKIP COUNTING IN 2S (0-50)

DIPAPADI  
GAMES


KGODIŠO YA  
KGOPOLO  
CONCEPT DEVELOPMENT

MATLAKALATŠHOMELO  
WORKSHEETS

**Papadi: Mmetse wa Lebelo ka Letaese - dira 9**

Game: Fast maths with dice - make 9


- Kgokološa letaese.  
Roll the dice.
- Na go nyakega tšhe kae gape go dira 9?  
How many more to make 9?
- Dira gape. Ka lebelo!  
Do it again. Faster!



**Papadi: Hlahlamolla 9!**


Game: Break 9!

- Dira tora ka dipoloko tšhe 9.  
Make a tower with 9 blocks.
- Hlahlamolla tora ka dikarolo tšhe 2.  
Break the tower into 2 parts.
- Ngwala mafokopalo a ma2 a go ntšha.  
Write 2 subtraction number sentences.



**1 Hlahlamolla tora ya 9. Ngwala mafokopalo a go ntšha.**

Break the 9 tower. Write the subtraction number sentences.

 $9 - 6 = 3$	$9 -$	$9 -$
$9 - 3 = 6$	$9 -$	$9 -$

**2 Hlakantšha goba o ntšhe.**

Add or subtract.

$9 - \underline{\quad} = \underline{\quad}$	$6 + 2 = \underline{\quad}$	$4 + 4 = \underline{\quad}$
$8 - \underline{\quad} = \underline{\quad}$	$8 - 2 = \underline{\quad}$	$8 - 4 = \underline{\quad}$

### 3 Bala ka bo9 o thome go 9. Khalara bo9.

Count in 9s starting from 9. Colour the 9s.

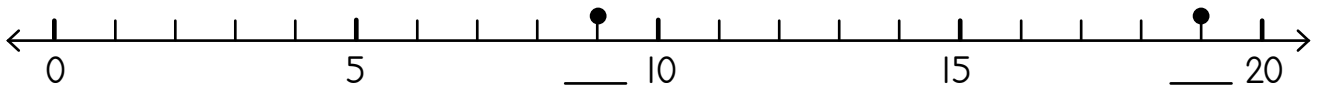


$$9 \times 10 = 90$$

1	2	3	4	5	6	7	8	9	10
11	12	13	14	15	16	17	18	19	20
21	22	23	24	25	26	27	28	29	30
31	32	33	34	35	36	37	38	39	40
41	42	43	44	45	46	47	48	49	50
51	52	53	54	55	56	57	58	59	60
61	62	63	64	65	66	67	68	69	70
71	72	73	74	75	76	77	78	79	80
81	82	83	84	85	86	87	88	89	90

### 4 Ngwala palo godimo ga lerontho.

Write the number at the dot.



### 5 Papadi ya kgwele ya maoto e thomile ka 9 mesong. E fedile ka 10 mesong. Na papadi e tšere nako ye kaakang?

The soccer game started at 9 in the morning. It ended at 10 in the morning. How long was the game?



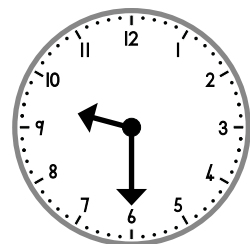

### Papadi ya kgwelentlatlana e thomile ka 9:30 mesong. E fedile ka 10:30 mesong. Na papadi e tšere nako ye kaakang?

The netball game started at 9.30 in the morning. It ended at 10.30 in the morning. How long was the game?



### 6 Ke nako mang?

What is the time?



## A re boleleng Mmetse!

Let's talk Maths!



**Ka Sepedi re re:**

go hlakantšha

hlakantšha

hlakantšha le pedi

nne le hlano di dira senyane

go ntšha

tloša

tloša pedi

seswai tloša tharo go šala hlano

lekana

e swana le

**In English we say:**

addition

add

add two

four and five is nine

subtraction

take away

take away two

eight take away three is five

equal

is the same as

### 1 Feleletša dipateronepalo.

Complete the number patterns.

70	69	68							
----	----	----	--	--	--	--	--	--	--

22	24	26							
----	----	----	--	--	--	--	--	--	--

### 2 Seripa sa


Half of

### Pedifatša


Double

6		8		6		8	
4		10		4		10	


**3**

	Na ke dipaesekele tše kae? How many bicycles?		
	Maotwana ke a makae? How many wheels?		


**4**

										
dipaesekele tše bicycles	1	2	3	4	5	6	7	8	9	10
maotwana a wheels										

**5**

	Na ke matsogo a makae? How many hands?		
	Menwana ke ye mekae? How many fingers?		

**6**

										
matsogo a hands	1	2	3	4	5	6	7	8	9	10
menwana ye fingers										

MMETSE  
WA HLOGO  
MENTAL MATHS

FIZZ POP -  
HLAKANTŠHA 10 (0-50)  
FIZZ POP - ADD 10 (0-50)

DIPAPADI  
GAMES


KGODIŠO YA KGOPOLO  
CONCEPT DEVELOPMENT

MATLAKALATŠHOMELO  
WORKSHEETS

**Papadi: Mmetse wa Lebelo ka Letaese - dira 10**

Game: Fast maths with dice - make 10

- Kgokološa letaese.  
Roll the dice.
- Na go nyakega tšhe kae gape go dira 10?  
How many more to make 10?
- Dira gape. Ka lebelo!  
Do it again. Faster!




1

Ke tšhe kae? How many? <input type="text" value="3"/>	Go nyakega tšhe kae go feleletša 10? How many to make 10? <input type="text" value="7"/>	Ke tšhe kae? How many? <input type="text"/>	Go nyakega tšhe kae go feleletša 10? How many to make 10? <input type="text"/>
Ke tšhe kae? How many? <input type="text"/>	Go nyakega tšhe kae go feleletša 10? How many to make 10? <input type="text"/>	Ke tšhe kae? How many? <input type="text"/>	Go nyakega tšhe kae go feleletša 10? How many to make 10? <input type="text"/>

**Papadi: Hwetša bo10**

Game: Find the 10s

- Raloka le bagwera ba ba2.  
Play with 2 friends.
- Kgokološa mataese a ma5.  
Roll 5 dice.
- Hwetša bo10.  
Find the 10s.
- Hlakantšha palomoka.  
Add the total.



**2** Thekisi ya TateJola e rwala barutwana ba 10.

10 learners can fit into Ta' Jola's taxi.



<p>Go na le barutwana ba ba2 ka thekising. Na go ka tsena barutwana ba bakae gape ka thekising gore e tlale?</p> <p>There are 2 learners in the taxi. How many more learners can get in before it is full?</p> <p style="text-align: center;"><math>10 - 2 = \underline{8}</math> </p>	<p>Go na le barutwana ba ba2 ka thekising. Go tsena ba bangwe gape ba ba4. Na go ka lekanela barutwana ba bakae gape ka thekising?</p> <p>2 learners were in the taxi. 4 more get on. How many more learners can still fit in the taxi?</p>
--	---

**3** Thala sediko ga bo10. Na palomoka ke bokae?

Circle the 10s. What is the total?

<div style="display: flex; justify-content: space-around; align-items: center;"> <div style="border: 1px solid red; border-radius: 50%; padding: 5px;">6</div> <div style="border: 1px solid red; border-radius: 50%; padding: 5px;">9</div> </div> <div style="display: flex; justify-content: space-around; align-items: center; margin-top: 10px;"> <div style="border: 1px solid red; border-radius: 50%; padding: 5px;">4</div> <div style="border: 1px solid red; border-radius: 50%; padding: 5px;">1</div> </div> <div style="border: 1px solid black; padding: 5px; width: 40px; margin-left: 20px;">20</div>	<div style="display: flex; justify-content: space-around; align-items: center;"> <div style="text-align: center;">2 5</div> <div style="text-align: center;">9 3</div> <div style="text-align: center;">1</div> </div> <div style="border: 1px solid black; padding: 5px; width: 40px; margin-left: 20px;"></div>	<div style="display: flex; justify-content: space-around; align-items: center;"> <div style="text-align: center;">6 2</div> <div style="text-align: center;">7 2</div> <div style="text-align: center;">3</div> </div> <div style="border: 1px solid black; padding: 5px; width: 40px; margin-left: 20px;"></div>
--	---	---

**4** Hwetša 10. Ke moka o hlakantšhe.

Find the 10. Then add.

$6 + 7 + 4 = \underline{17}$	$8 + 7 + 2 = \underline{\quad}$	$7 + 6 + 3 = \underline{\quad}$
$5 + 8 + 5 = \underline{\quad}$	$6 + 8 + 4 = \underline{\quad}$	$9 + 5 + 1 = \underline{\quad}$
$6 + 9 + 4 = \underline{\quad}$	$7 + 2 + 1 + 5 = \underline{\quad}$	$7 + 5 + 3 = \underline{\quad}$

**5** Thala sediko ga bo10. Ke bokae?

Circle the 10s. How much money?

<div style="display: flex; justify-content: space-around; align-items: center;"> <div style="border: 1px solid red; border-radius: 50%; padding: 5px;"> </div> <div style="text-align: center;"> </div> </div> <div style="border: 1px solid black; padding: 5px; width: 40px; margin-left: 20px;">R11</div>	<div style="display: flex; justify-content: space-around; align-items: center;"> </div> <div style="border: 1px solid black; padding: 5px; width: 40px; margin-left: 20px;"></div>	<div style="display: flex; justify-content: space-around; align-items: center;"> </div> <div style="border: 1px solid black; padding: 5px; width: 40px; margin-left: 20px;"></div>
--	--	--

**6** Thekisi ya TateJola e rwala barutwana ba 10.

Ta' Jola's taxi can take 10 learners.



<p>Thekisi ya gagwe e na le seripa sa palo. Na go na le barutwana ba bakae ka thekising?</p> <p>His taxi is half full. How many learners are in the taxi?</p>	<p>Thekisi ya gagwe e na le seripa sa palo. Na go ka tsena barutwana ba bakae ka thekising?</p> <p>His taxi is half full. How many more learners can get in the taxi?</p>
---	---

MMETSE  
WA HLOGO  
MENTAL MATHS

FIZZ POP -  
HLAKANTŠHA 10 (0-50)  
FIZZ POP - ADD 10 (0-50)

PAPADI  
GAME


KGODIŠO YA KGOPOLLO  
CONCEPT DEVELOPMENT

MATLAKALATŠHOMELO  
WORKSHEETS

**Papadi: Hlahlamolla 10!**

Game: Break 10!

- Dira tora ka dipoloko tše 10.  
Make a tower out of 10 blocks.
- Hlahlamolla tora ka dikarolo tše 2.  
Break the tower into 2 parts.
- Ngwala mafokopalo a ma2 a go hlakantšha.  
Write 2 addition number sentences.
- Ngwala mafokopalo a ma2 a go ntšha.  
Write 2 subtraction number sentences.
- Dira gape!  
Do it again!



**1 Ngwala mafokopalo.**

Write the number sentences.

a go hlakantšha addition	a go ntšha subtraction
7 + 3 = 10	10 - 3 = 7
3 + 7 = 10	10 - 7 = 3

a go hlakantšha addition	a go ntšha subtraction

a go hlakantšha addition	a go ntšha subtraction

a go hlakantšha addition	a go ntšha subtraction

a go hlakantšha addition	a go ntšha subtraction

Ge ke hlahlamolla ka diripa tše pedi tša go lekana, go na le lefokopalo le tee feela la go hlakantšha le lefokopalo le tee la go ntšha.

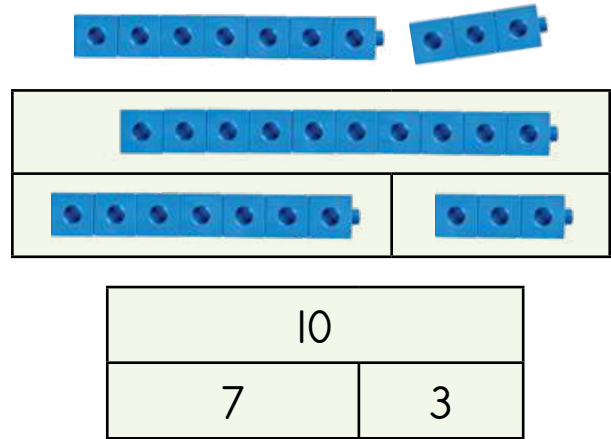
When I break into two equal pieces, there is only one addition number sentence and one subtraction number sentence.





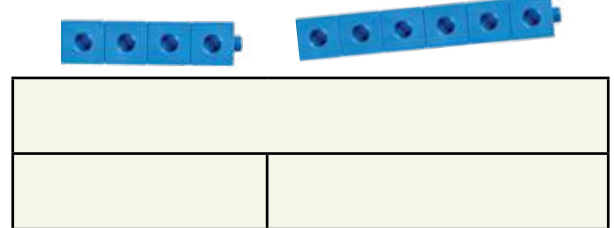
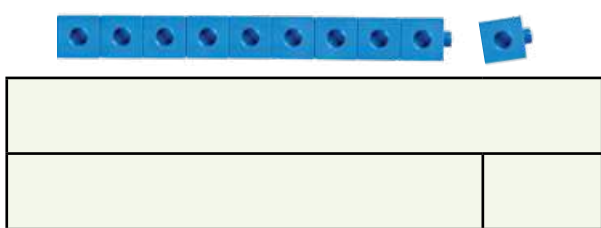
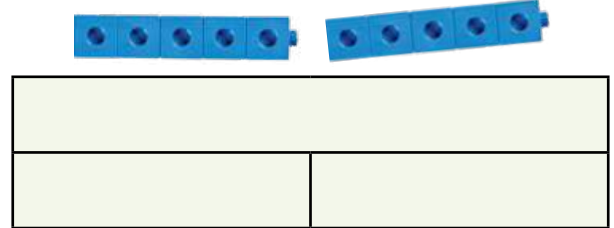
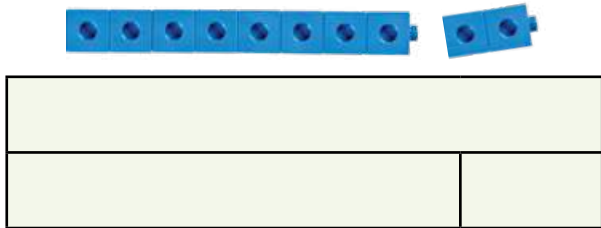
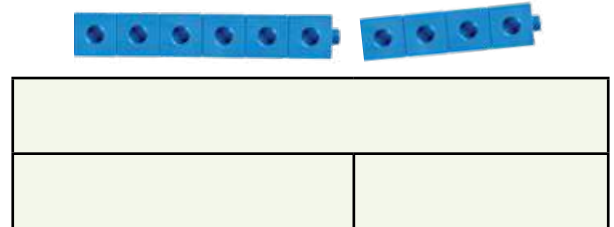
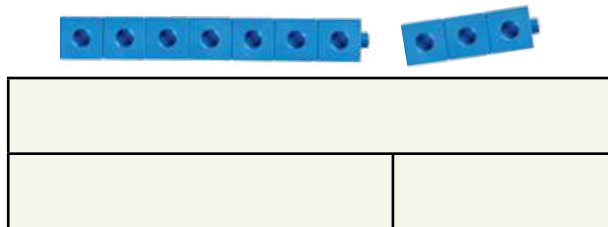
Re ka hlahlamolla palo ye nngwe le ye nngwe ya ba dipalo tše 2 tše nnyane. Re ka ngwala dipalo tše 3 ka gare ga tafola ya dipalo ka tsela ye:

We can break any number into 2 smaller numbers. We can write the 3 numbers in a number table like this:



**2** Dira ma10. Di hlahlamolle ka dikarolo tše pedi. Feleletša ditafola tša dipalo.

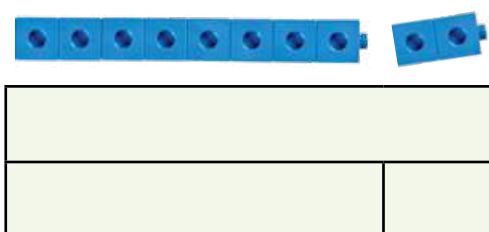
Make 10s. Break them into two parts. Complete the number tables.



**3** Ngwala mafokopalo a ma4 a go hlakantšha le mafokopalo a ma2 a go ntšha.

Write 2 addition and 2 subtraction number sentences.

Go na le mafokopalo a ma4 ao re ka a ngwalago. There are 4 number sentences we can write.



a go hlakantšha addition	a go ntšha subtraction

MMETSE  
WA HLOGO  
MENTAL MATHS


FIZZ POP -  
HLAKANTŠHA 10 (0-50)  
FIZZ POP - ADD 10 (0-50)

PAPADI  
GAME

KGODIŠO YA KGOPOLU  
CONCEPT DEVELOPMENT

MATLAKALATŠHOMELO  
WORKSHEETS

Ge ke hlakantšha, ke a ipotšiša, "Ke bokgole bjo bokaakang go fihla ga 10 la go latela?"  
When I add, I ask myself, "How far to the next 10?"  
Ke swanetše go fofa ga 4 gore ke fihle ga 10!  
I must jump 4 to get to 10!









**1** Na ke lefe 10 la go latela?

What is the next 10?

6	_____	10
4	_____	
16	_____	
14	_____	

**2** Ke bokgole bjo bokaakang go fihla ga 10 la go latela?

How far to the next 10?






**3** Tlatša dipalo tšeo di tlogetšwego.

Fill in the missing numbers.

$7 + \underline{\quad} = 10$	$6 + \underline{\quad} = 10$	$15 + \underline{\quad} = 20$	$16 + \underline{\quad} = 20$
$3 + \underline{\quad} = 10$	$2 + \underline{\quad} = 10$	$18 + \underline{\quad} = 20$	$14 + \underline{\quad} = 20$

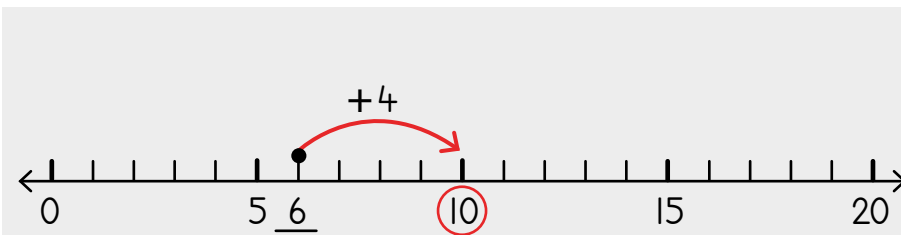
**4** Ke bokgole bjo bokaakang go fihla ga 10 la go latela?

How far to the next 10?

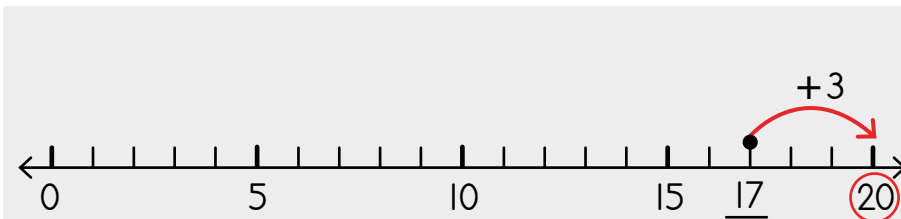


**5** Ngwala palo godimo ga lerontho. Thala sediko ga 10 la go latela. Ke bokgole bjo bokaakang go fihla ga 10 la go latela?

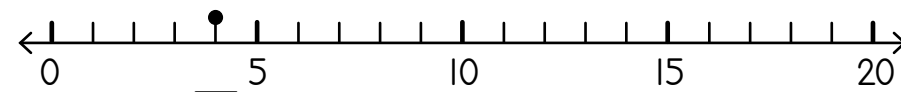
Write the number at the dot. Circle the next 10. How far to the next 10?



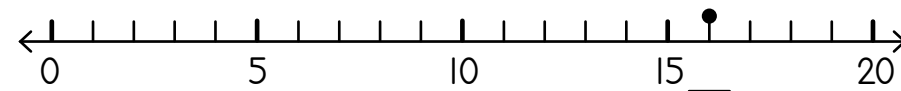
10 la go latela next 10	10
ke bokgole bjo bokaakang? how far?	4



10 la go latela next 10	20
ke bokgole bjo bokaakang? how far?	3



10 la go latela next 10	
ke bokgole bjo bokaakang? how far?	



10 la go latela next 10	
ke bokgole bjo bokaakang? how far?	

MMETSE  
WA HLOGO  
MENTAL MATHS

FIZZ POP -  
HLAKANTŠHA 10 (0-50)  
FIZZ POP - ADD 10 (0-50)

PAPADI  
GAME

KGODIŠO YA KGOPOLLO  
CONCEPT DEVELOPMENT


MATLAKALATŠHOMELO  
WORKSHEETS

Ge ke ntšha, ke a ipotšiša,  
"Ke bokgole bjo bokaakang go fihla go 10 la go feta?"

When I subtract, I ask myself,  
"How far to the previous 10?"




Ge ke ntšha 7 go 17, ke boela morago dikgoba tše 7 gore ke fihle go 10!

When I subtract 7 from 17,  
I go back 7 spaces to get to 10!



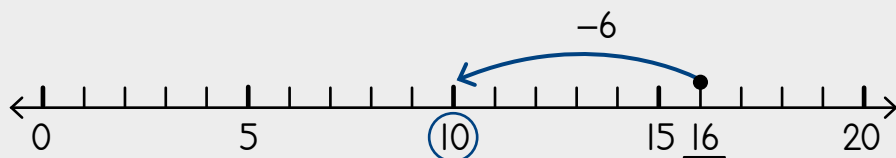
1 Ke bokgole bjo bokaakang go fihla go 10 la go feta?

How far to the previous 10?

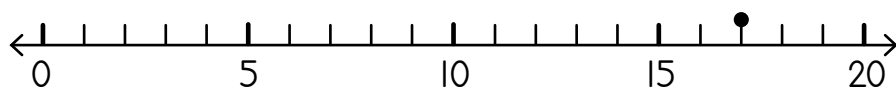


2 Ngwala palo godimo ga lerontho. Thala sediko ga 10 la go feta. Ke bokgole bjo bokaakang go fihla go 10 la go feta?

Write the number at the dot. Circle the previous 10. How far to the previous 10?



10 la go feta previous 10	10
ke bokgole bjo bokaakang? how far?	6



10 la go feta previous 10	
ke bokgole bjo bokaakang? how far?	




3 Tlatša dipalo tšeo di tlogetšwego.

Fill in the missing numbers.

15 - ____ = 10	16 - ____ = 10	22 - ____ = 20	26 - ____ = 20
12 - ____ = 10	19 - ____ = 10	24 - ____ = 20	28 - ____ = 20

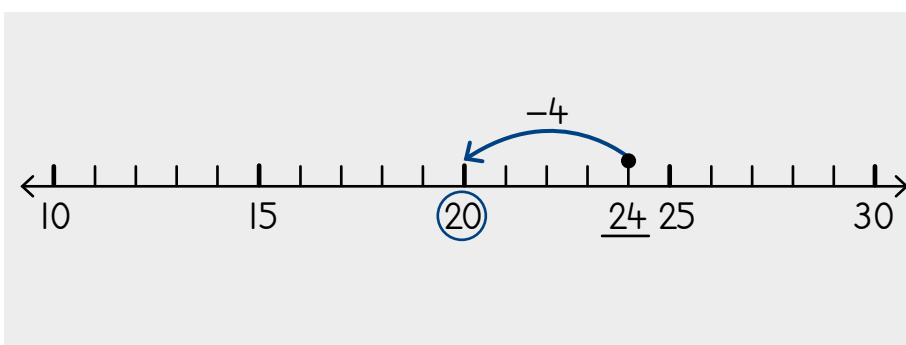
**4** Ke bokgole bjo bokaakang go fihla go 10 la go feta?

How far to the previous 10?

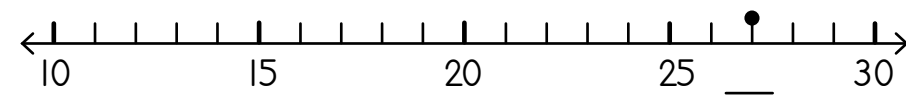


**5** Ngwala palo godimo ga lerontho. Thala sediko ga 10 la go feta. Ke bokgole bjo bokaakang go fihla go 10 la go feta?

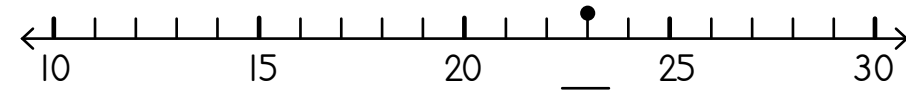
Write the number at the dot. Circle the previous 10. How far to the previous 10?



10 la go feta previous 10	20
ke bokgole bjo bokaakang? how far?	4



10 la go feta previous 10	
ke bokgole bjo bokaakang? how far?	



10 la go feta previous 10	
ke bokgole bjo bokaakang? how far?	

**6** Thekisi ya TateJola e rwala barutwana ba 10.

Ta' Jola's taxi can fit 10 learners.



Thekisi ga e na motho. Go na le batho ba 14 boemathekisi. Na ke batho ba bakae bao ba tlogo swanelwa ke go letela thekisi yeo e latelago?

The taxi is empty. There are 14 people at the stop. How many will have to wait for the next taxi?

## A re boleleng Mmetse!

Let's talk Maths!



**Ka Sepedi re re:**

Ke rata bo10!

Hwetša bo10!

Ke ba bakae?

Ke tše kae tšeo di ka dirago 10?

Ke bokgole bjo bokaakang go fihla ga 10 la go latela?

Go tloga ga 7, ke fofa go ya pele dikgoba tše 3 gore ke fihle ga 10.

Ke bokgole bjo bokaakang go fihla ga 10 la go feta?

Go tloga ga 12, ke fofa ke boela morago dikgoba tše 2 gore ke fihle ga 10.

**In English we say:**

I love the 10s!

find the 10s!

how many?

how many to make 10?

how far to the next 10?

from 7, I jump forward 3 spaces to get to 10.

how far to the previous 10?

from 12, I jump backwards 2 spaces to get to 10.

**I** Feleletša tafola ya dipalo.

Complete the number table.







Ngwala mafokopalo a ma2 a go hlakantšha le mafokopalo a ma2 a go ntšha.


Write 2 addition and 2 subtraction number sentences.

a go hlakantšha addition	a go ntšha subtraction

a go hlakantšha addition	a go ntšha subtraction

## 2 Hwetša 10 ke moka o hlakantšhe.

Find the 10. Then add.

 $8 + 7 + 2 = \underline{17}$	$7 + 6 + 3 = \underline{\quad}$	$5 + 8 + 5 = \underline{\quad}$
$6 + 8 + 4 = \underline{\quad}$	$9 + 5 + 1 = \underline{\quad}$	$7 + 3 + 5 = \underline{\quad}$
$4 + 5 + 6 = \underline{\quad}$	$1 + 8 + 9 = \underline{\quad}$	$3 + 7 + 2 = \underline{\quad}$
$2 + 8 + 5 = \underline{\quad}$	$4 + 6 + 9 = \underline{\quad}$	$5 + 1 + 5 = \underline{\quad}$


## 3 Feleletša dipateronepalo.

Complete the number patterns.

83	82	81							
100	90	80							
57	58	59							
10	20	30							

## 4 Balela.

Calculate.

seripa sa half		pedifatša double		rarolla solve
 7	$3\frac{1}{2}$	7	14	$7 + \underline{3} = 10$
8		8		$5 + \underline{\quad} = 10$
9		9		$4 + \underline{\quad} = 10$
10		10		$2 + \underline{\quad} = 10$

MMETSE  
WA HLOGO  
MENTAL MATHS

GO BALA KA GO  
TSHELA KA BO2 (0-50)  
SKIP COUNTING IN 2S (0-50)

DIPAPADI  
GAMES

KGODIŠO YA KGOPOLLO  
CONCEPT DEVELOPMENT

MATLAKALATŠHOMELO  
WORKSHEETS

**Papadi: Mmetse wa Lebelo ka Dikarata - ye nnyane ka 2**

Game: Fast maths with cards - 2 less

- Kopakopantšhang dikarata go tloga go 2-12.  
Le di bee ka mokgobo.  
Mix cards from 2-12. Put in a pile.
- Bula karata e tee. Ntšhang tše 2.  
Flip one card. Subtract 2.
- Šomang bjalo ka mokgobo ka moka.  
Work through pile.
- Bušetšang gape. Ka lebelo!  
Do it again. Faster!



**Papadi: Hlakantšha ka go dira 10**

Game: Add by making a 10

- Aga dipalo tše pedi o šomiša dipoloko.  
Build two numbers using blocks.
- Šuthiša dipoloko go feleletša 10.  
Move blocks to complete a 10.
- Ke thoma ka 7.  
Start with 7.
- Ke šuthiša dipoloko tše 3 go tloga ga 8 go dira 10.  
Move 3 blocks from the 8 to make 10.
- Bjale ke na le 10 le tee le metšo ye 5. 15!  
That makes 10 and 5 ones. 15!

Ga re sa bala ka botee ge re hlakantšha.  
Dira 10!

No more counting in ones when we add. Make a 10!

$$7 + 8$$



**I** Šomiša dipoloko go aga palo ye nngwe le ye nngwe.  
Aba dipoloko go dira 10.

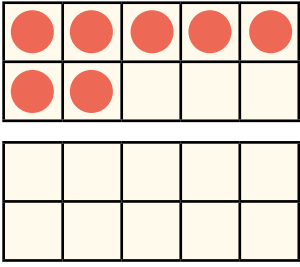
Use blocks to build each number. Share blocks to make a 10.

$7 + 6 = \underline{\quad}$	$8 + 5 = \underline{\quad}$	$6 + 8 = \underline{\quad}$
$5 + 7 = \underline{\quad}$	$6 + 5 = \underline{\quad}$	$8 + 7 = \underline{\quad}$

$$7 + 8$$

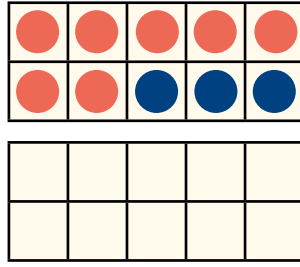
Ke thoma ka 7.

I start with 7.



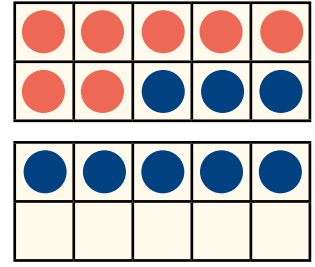
Ke hlakantšha ka 3 go dira 10.

I add 3 to make a 10.



Ke hlakantšha ka 5 gape.

I add 5 more.



$$7 + 8 = 15$$

10 3 5

$$10 + 5 = 15$$

**2** Thala sediko go 10. Tlatšha dipalo tšeo di tlogetšwego.

Circle the 10. Fill in the missing numbers.



Bjale leka!  
Now you try!

$$6 + 7$$

$6 + 7 = \underline{\quad}$

$\quad \quad \quad \wedge$

$\underline{\quad} \quad \underline{\quad}$

$$7 + 5$$

$7 + 5 = \underline{\quad}$

$\quad \quad \quad \wedge$

$\underline{\quad} \quad \underline{\quad}$

$$9 + 7$$

$9 + 7 = \underline{\quad}$

$\quad \quad \quad \wedge$

$\underline{\quad} \quad \underline{\quad}$

$$6 + 8$$

$6 + 8 = \underline{\quad}$

$\quad \quad \quad \wedge$

$\underline{\quad} \quad \underline{\quad}$

MMETSE  
WA HLOGO  
MENTAL MATHS

GO BALA KA GO  
TSHELA KA BO10 (0-200)  
SKIP COUNTING IN 10S (0-200)

PAPADI  
GAME

KGODIŠO YA KGOPOLO  
CONCEPT DEVELOPMENT

MATLAKALATŠHOMELO  
WORKSHEETS

Ke thoma go 7. Ke bokgole bjo  
bokaakang go fihla ga 10  
la go latela?

I start at 7. How far  
to the next 10?

Ke fofa ga 3 go fihla go 10.  
I jump 3 times to get to 10.

Ke fofa ga 5 go feta go fihla go 15.  
I jump 5 more to get to 15.



7

+3

10

+5

15

$7 + 3 = 10$


$10 + 5 = 15$

$7 + 8 = 15$


# I Hlakantšha ka go ya ga 10.

Add by visiting the 10.

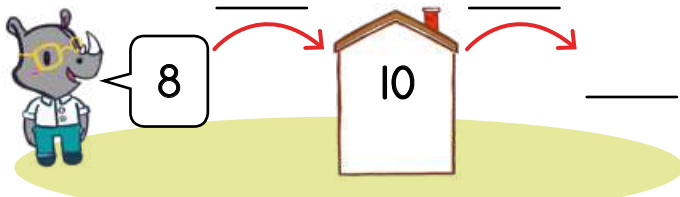
$6 + 7 =$



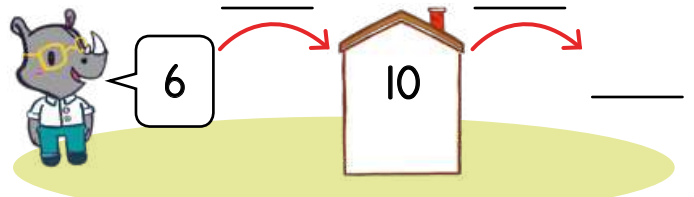
$7 + 5 =$



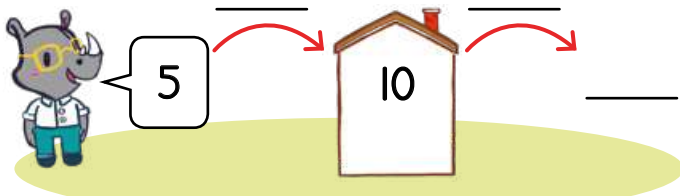
$8 + 7 =$



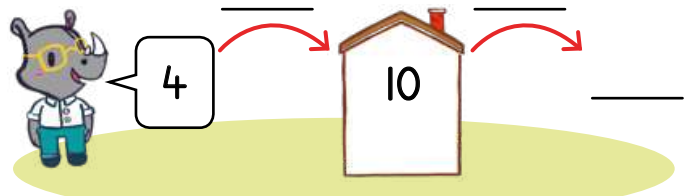
$6 + 8 =$



$5 + 6 =$



$4 + 8 =$



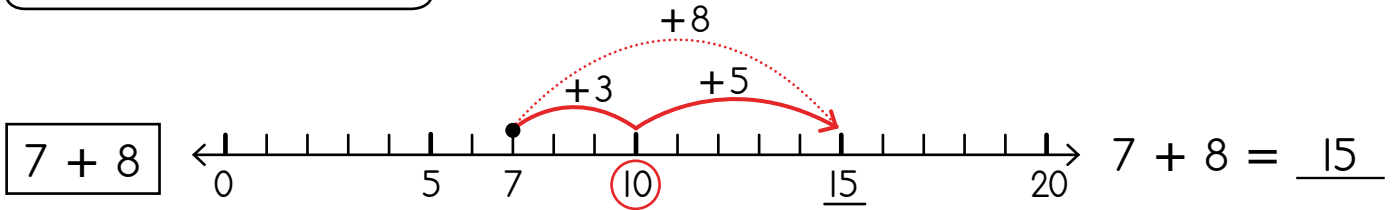
Thoma go 7. Thala sediko go 10 la go latela. Fofa ga3 go fihla ga 10 la go latela. Na ke sa hloka go fofa gakaakang?

Start at 7. Circle the next 10. Jump 3 to the next 10. How far do I still need to jump?



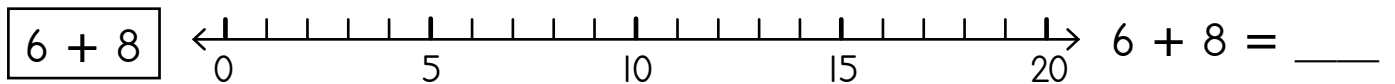
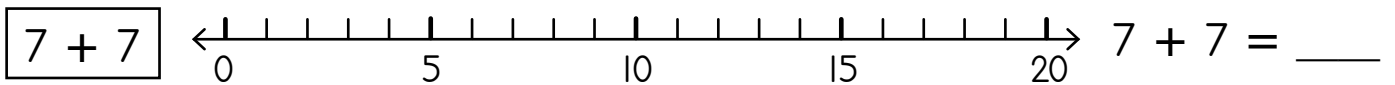
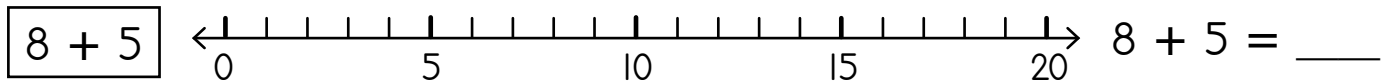
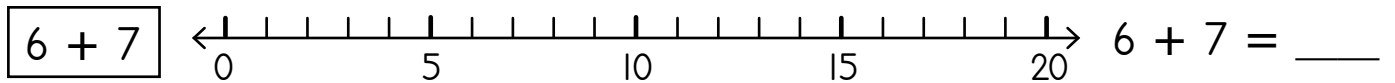
Go hlakantšha ka 8 go swana le go hlakantšha ka 3, ke moka wa hlakantšha ka 5!

Adding 8 is the same as adding 3 and then adding 5!



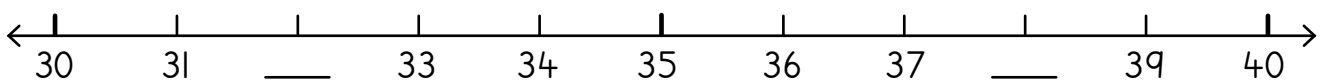
## 2 Hlakantšha ka go bontšha godimo ga mothalo palo.

Add by showing on the number line.



## 3 Feleletšha.

Complete.



Fihla ga 10 (go ntšha)  
Get to 10 (subtraction)

MMETSE  
WA HLOGO  
MENTAL MATHS

GO BALA KA GO  
TSHELA KA BO5 (0-100)  
SKIP COUNTING IN 5S (0-100)


PAPADI  
GAME

KGODIŠO YA  
KGOPOLO  
CONCEPT DEVELOPMENT

MATLAKALATŠHOMELO  
WORKSHEETS

**Papadi: Ntšha ka go ya ga 10**  
Game: Subtract by getting to 10

- Aga palo ya mathomo.  
Build the first number.
- Tloša dipoloko go fihla ga 10.  
Take away blocks to get to 10.
- Na o swanetše go tloša tše kae gape?  
How many more must you take away?



1 Šomiša dipoloko go aga palo ye nngwe le ye nngwe.  
Tloša dipoloko gore o fihle ga 10. Ke moka o rarolle.

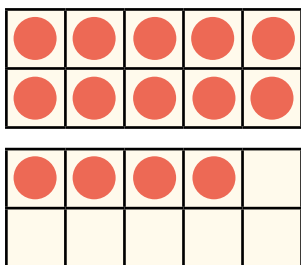
Use blocks to build each number. Take away blocks to get 10. Then solve.

$14 - 6 = \underline{\quad}$	$12 - 5 = \underline{\quad}$	$15 - 8 = \underline{\quad}$
$13 - 7 = \underline{\quad}$	$16 - 9 = \underline{\quad}$	$15 - 7 = \underline{\quad}$

$14 - 6$

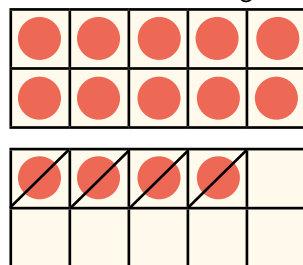
Ke thoma ka 14.

I start with 14.



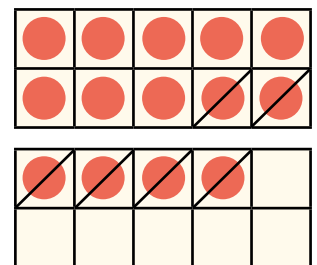
Ke ntšha 4 gore ke fihle go 10.

I subtract 4 to get to the 10.



Ke ntšha tše 2 gape.

I subtract 2 more.



$14 - 6 = 8$   
10 4 2

$14 - 6 = 8$

**2** Thala sediko go 10. Tlatša dipalo tšeo di tlogetšwego.

Circle the 10. Fill in the missing numbers.



Bjale leka!  
Now you try!

$12 - 7$

●	●	●	●	●
●	●	●	●	●
●	●			

$12 - 7 = \underline{\quad}$

$\wedge$

$\underline{\quad}$

$15 - 7$

●	●	●	●	●
●	●	●	●	●
●	●	●	●	●

$15 - 7 = \underline{\quad}$

$\wedge$

$\underline{\quad}$

$16 - 9$

●	●	●	●	●
●	●	●	●	●
●	●	●	●	●
●				

$16 - 9 = \underline{\quad}$

$\wedge$

$\underline{\quad}$

$14 - 6$

●	●	●	●	●
●	●	●	●	●
●	●	●	●	

$14 - 6 = \underline{\quad}$

$\wedge$

$\underline{\quad}$

$15 - 9$

●	●	●	●	●
●	●	●	●	●
●	●	●	●	●

$15 - 9 = \underline{\quad}$

$\wedge$

$\underline{\quad}$

$17 - 9$

●	●	●	●	●
●	●	●	●	●
●	●	●	●	●
●	●			

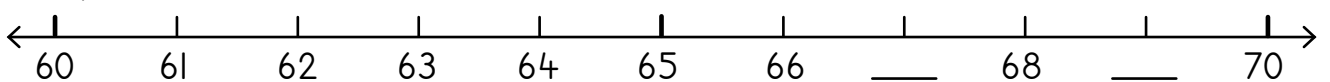
$17 - 9 = \underline{\quad}$

$\wedge$

$\underline{\quad}$

**3** Feleletša.

Complete.



MMETSE  
WA HLOGO  
MENTAL MATHS

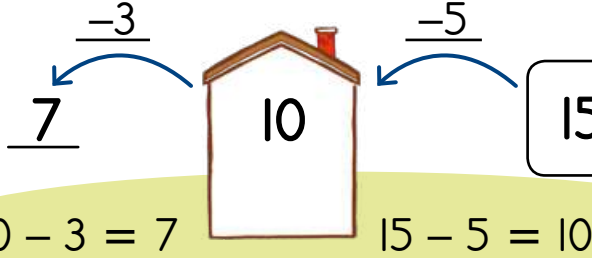
GO BALA KA GO  
TSHELA KA BO2 (0-50)  
SKIP COUNTING IN 2S (0-50)

PAPADI  
GAME

KGODIŠO YA KGOPOLO  
CONCEPT DEVELOPMENT

MATLAKALATŠHOMELO  
WORKSHEETS

$$15 - 8 = 7$$

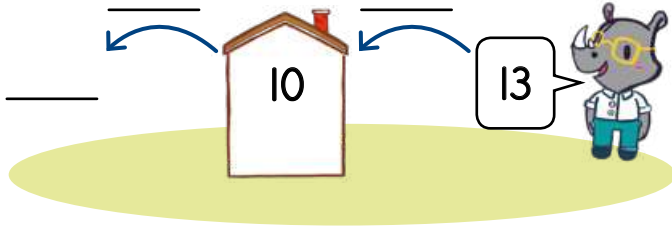


Ke thoma go 15.  
I start at 15.  
Ke fofa ke boela morago mafelo a ma5 gore ke fihle go 10.  
I jump back 5 places to get to 10.  
Ke swanetše go fofa ke boela morago mafelo a ma3 gape!  
I have to jump back 3 more places!

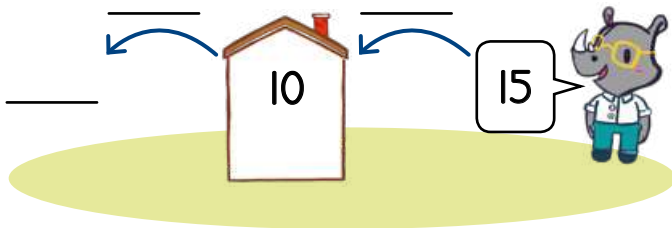
1 Ntšha ka go ya ga 10.

Subtract by visiting the 10.

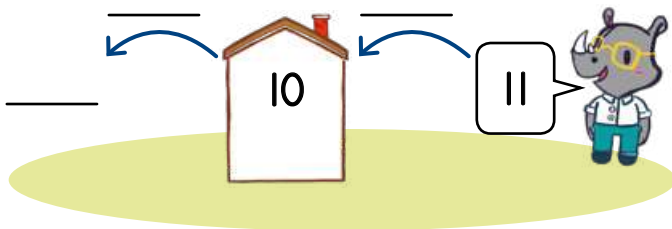
$$13 - 7 =$$



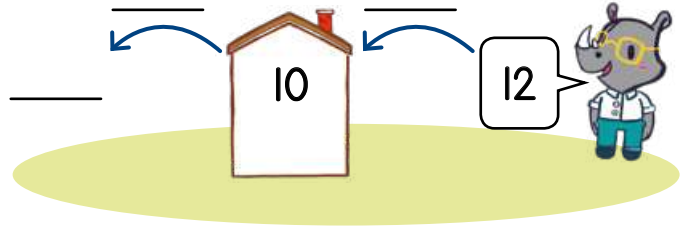
$$15 - 7 =$$



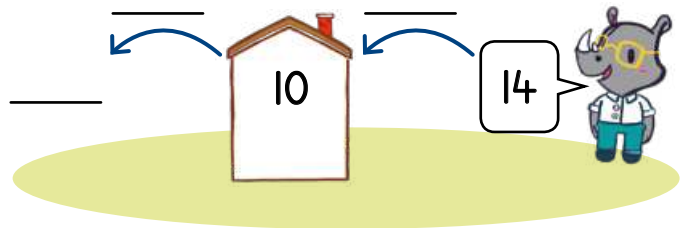
$$11 - 5 =$$



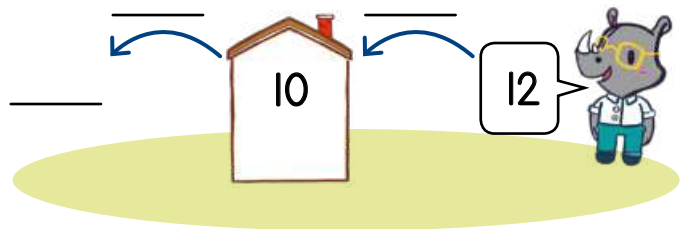
$$12 - 5 =$$



$$14 - 6 =$$



$$12 - 4 =$$



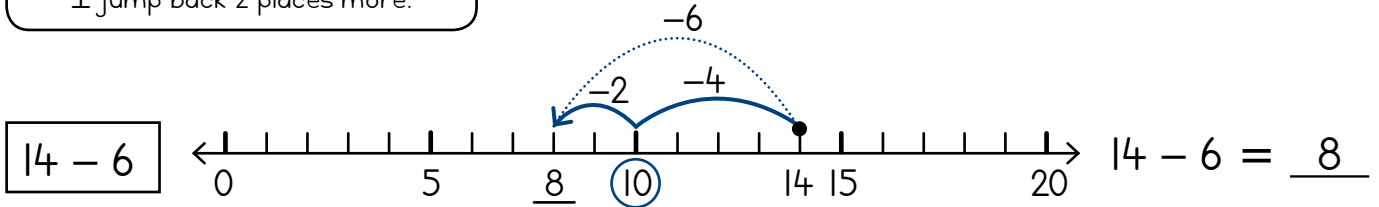
Ke thoma go 14. Ke fofela morago ga 10 la go feta. Ke swanetše go ntšha 6. Ke šetše ke fofetše morago ga 4. Ka gona, ke fofa ke boela morago mafelo a ma2 gape.

I start at 14. I jump back to the previous 10. I need to subtract 6. I have already jumped back 4. Therefore, I jump back 2 places more.



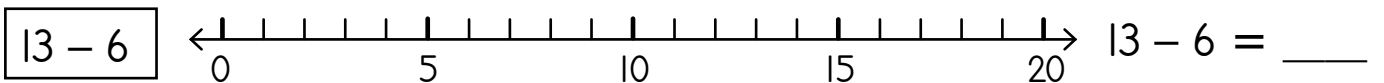
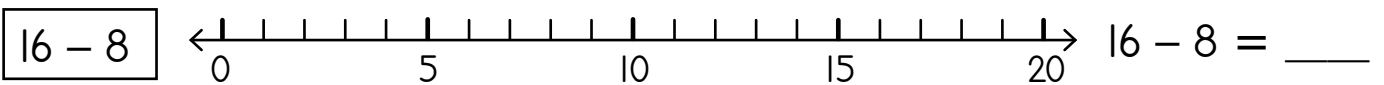
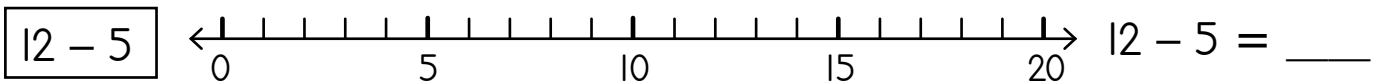
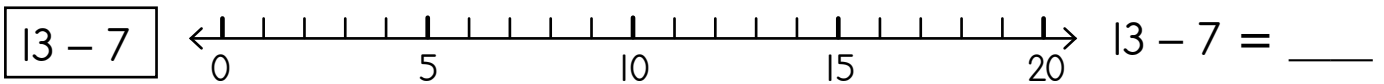
Go ntšha 6 go swana le go ntšha 4 ke moka wa ntšha 2.

Subtracting 6 is the same as subtracting 4 and then subtracting 2!



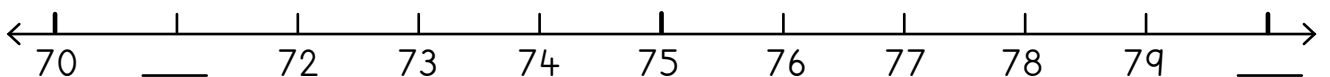
## 2 Ntšha ka go bontšha godimo ga mothalo palo.

Subtract by showing on the number line.



## 3 Feleletša.

Complete.



## A re boleleng Mmetse!

Let's talk Maths!



**Ka Sepedi re re:**

bapetša

legotlo ke le lennyane

katse ke ye kgolokgolo

kgomo ke ye kgolokgolokgolo

kgomo ke ye kgolo

katse ke ye nnyanenyane

legotlo ke le lennyanenyanyane

10 ke le legologolo go 5

10 ke le lennyanenyane go 15

**In English we say:**

compare

the mouse is small

the cat is bigger

the cow is the biggest

the cow is big

the cat is smaller

the mouse is the smallest

10 is bigger than 5

10 is smaller than 15

**1** Feleletša tafola ya dipalo.

Complete the number table.


Ngwala mafokopalo a ma2 a go hlakantšha le mafokopalo a ma2 a go ntšha.

Write 2 addition and 2 subtraction number sentences.

a go hlakantšha addition	a go ntšha subtraction


**2** Feleletša dipateronepalo.

Complete the number patterns.


24	26	28							
40	38	36							

### 3 Hwetša 10. Ke moka o hlakantšhe.












Find the 10. Then add.

 $5 + 6 + 5 + 4 + 8 = \underline{28}$	$8 + 7 + 2 + 3 + 5 = \underline{\quad}$
$5 + 3 + 2 + 7 + 8 + 3 = \underline{\quad}$	$8 + 4 + 2 + 6 + 7 = \underline{\quad}$
$4 + 2 + 6 + 7 + 1 + 3 = \underline{\quad}$	$5 + 3 + 2 + 5 + 8 = \underline{\quad}$
$6 + 1 + 2 + 4 + 9 + 5 = \underline{\quad}$	$7 + 2 + 7 + 8 + 3 = \underline{\quad}$

### 4

	<p>Na ke matsogo a makae?</p> <p>How many hands?</p>	
	<p>Menwana ke ye mekae?</p> <p>How many fingers?</p>	

### 5

											
matsogo a hands	1	2	3	4	5	6	7	8	9	10	
menwana ye fingers											

### 6

Seripa sa Half of				Pedifatša Double			
2		4		2		4	
6		7		6		7	
5		8		5		8	

MMETSE  
WA HLOGO  
MENTAL MATHS

METHALOPALO 0-20  
NUMBER LINES 0-20

PAPADI  
GAME


KGODIŠO YA KGOPOLO  
CONCEPT DEVELOPMENT

MATLAKALATŠHOMELO  
WORKSHEETS

**Papadi: 1, 2, 3 Bontšha - go ntšha**

Game: 1, 2, 3 Show - subtraction

- Šomang ka bobedi. E re 1, 2, 3 bontšha! Yo mongwe le yo mongwe a bontšhe letsogo le 1.  
Work in pairs. Say 1, 2, 3 Show! Show 1 hand each.
- Ntšha menwana!  
Subtract the fingers!
- E re 1, 2, 3 bontšha! Yo mongwe le yo mongwe a bontšhe matsogo a ma2.  
Say 1, 2, 3 Show! Show 2 hands each.
- Ntšha menwana! Nyaka bo10.  
Subtract the fingers! Look for 10s.
- Bušetšang gape ka lebelo.  
Go again, subtract faster.



**1** Kopantšhang mothalo le lentšu la maleba.

Join the line to the correct word.

teleletele longer	kopanakopana shorter	teleletele longer	kopanakopana shorter
		_____	_____

**2** Ela botelele:

Measure these lengths:

Bophara bja lefasetere ke \_\_\_\_\_ ga bophara bja phentshele.

The window is \_\_\_\_\_ pencils wide.

Botelele bja teseke ke \_\_\_\_\_ ga botelele bja matsogo.

The desk is \_\_\_\_\_ hands long.

Ke dikgato tše \_\_\_\_\_ go sepelasepela le phapoši.

It takes \_\_\_\_\_ steps to walk around the classroom.

### 3 Šomiša letsogo la gago go ela:

Use your hand to measure:

bophara bja lebati. the width of the door.	
botelele bja poroto. the length of the board.	
bogodimo bja setulo sa gago. the height of your chair.	
botelele bja teseke ya morutiši. the length of the teacher's desk.	

### 4 Šomiša phentshele ya gago go ela:

Use your pencil to measure:

botelele bja puku ya gago. the length of your book.	
bophara bja teseke ya gago. the width of your desk.	
madulo a setulo sa gago. the seat of your chair.	

### 5 Šomiša maoto a gago go ela:

Use your feet to measure:

botelele bja phapoši. the length of the classroom.	
ubophara bja phapoši. the width of the classroom.	
bophara bja separako ka ntle ga phapoši. the width of the corridor outside the classroom.	

MMETSE  
WA HLOGO  
MENTAL MATHS

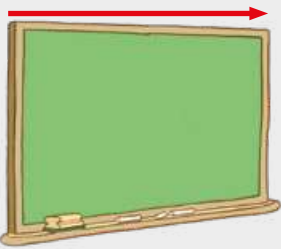













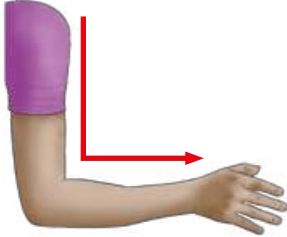

METHALOPALO 20-40  
NUMBER LINES 20-40

PAPADI  
GAME

KGODIŠO YA KGOPOLO  
CONCEPT DEVELOPMENT


MATLAKALATŠHOMELO  
WORKSHEETS








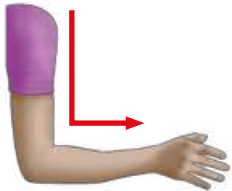


**I** Na ke ye telele ga kaakang? Ela botelele.  
How long? Measure the length.

	kelo measurement		kelo measurement
			
			
			
			

2 Šomiša diphentshele tše pedi tša go fapana ka botelele go ela:  
Use two pencils of different lengths to measure:

Ke ka lebaka la eng le hwetša botelele bja go fapana ka nako ye nngwe?  
Why do you sometimes get different lengths?



	phentshele 1 pencil 1 	phentshele 2 pencil 2 	Na phapano ke eng? What is the difference?
	phentshele 1 1 pencil	phentshele 2 2 pencils	phentshele 1 1 pencil 
			
			
			
			
			
			

MMETSE  
WA HLOGO  
MENTAL MATHS

METHALOPALO 40-60  
NUMBER LINES 40-60





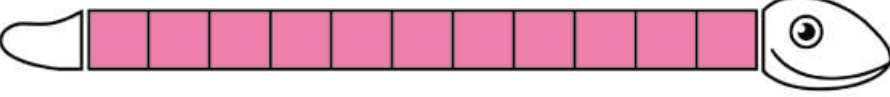


PAPADI  
GAME

KGODIŠO YA KGOPOLO  
CONCEPT DEVELOPMENT

MATLAKALATŠHOMELO  
WORKSHEETS








**1** Na noga ke ye telele ka dipoloko tše kae?

How many blocks long is the snake?

	<p>14 </p>
	
	
	
	
	

2 Ripa rula ya noga ka morago ga puku le e šomiše go ela diswantšho.

Cut out the snake ruler at the back of the book and use it to measure the pictures.

	<p>Dipoloko tše <u>3</u> </p> <p><u>3</u> blocks</p>
	<p>Dipoloko tše ____</p> <p>____ blocks</p>
	<p>Dipoloko tše ____</p> <p>____ blocks</p>
	<p>Dipoloko tše ____</p> <p>____ blocks</p>
	<p>Dipoloko tše ____</p> <p>____ blocks</p>
	<p>Dipoloko tše ____</p> <p>____ blocks</p>

MMETSE  
WA HLOGO  
MENTAL MATHS

METHALOPALO 60-80  
NUMBER LINES 60-80

PAPADI  
GAME

KGODIŠO YA KGOPOLO  
CONCEPT DEVELOPMENT

MATLAKALATŠHOMELO  
WORKSHEETS

1 Khalara karabo ya maleba.

Colour in the correct answer.

Lepokisi la go rwala dijo le A lunchbox is	ka tlase ga shorter than	godimo go feta longer than	10 cm
Phentshele e A pencil is	ka tlase ga shorter than	godimo go feta longer than	10 cm
Pala ya mogala e A telephone pole is	ka tlase ga shorter than	godimo go feta longer than	10 cm
Motšhene wa go fefa phentshele o A sharpener is	ka tlase ga shorter than	godimo go feta longer than	10 cm
Setšidifatši se A fridge is	ka tlase ga shorter than	godimo go feta longer than	10 cm
Monwana o A finger is	ka tlase ga shorter than	godimo go feta longer than	10 cm
Sekgomaretši se A glue stick is	ka tlase ga shorter than	godimo go feta longer than	10 cm
Sephumodi se An eraser is	ka tlase ga shorter than	godimo go feta longer than	10 cm

2 Khalara kelo yeo e nepagetšego.

Colour in the correct measurement.

Botelele bjo bokopana bja go ripa seripa sa moseto ke The shortest length to cut a piece of string is				
20 cm	30 cm	10 cm	40 cm	50 cm
Bokgole bja botelele bja go kgokološa mmabole ke The longest distance to roll a marble is				
70 cm	90 cm	80 cm	100 cm	60 cm

**3** Akanya, ke moka o šomiše theipi ya gago ya go ela o ele botelele.

Estimate and then use your tape measure to measure the length.

Go akanya ke go naganela gabotse.

To estimate is to make a good guess.



	kakanyo estimation	kelo measurement	Na phapano ke eng? What is the difference?
	80 cm	85 cm	5 cm

## A re boleleng Mmetse!

Let's talk Maths!

**Ka Sepedi re re:**

botelele

bophara

bogodimo

telele, teleletelele

kopana, kopanakopana

go ela

metara

sentimetara

**In English we say:**

length

width

height

long, longer

short, shorter

measuring

metre

centimetre



**I** Na khoune ye nngwe le ye nngwe ya aesekehrimi e ka ba botelele bja dipoloko tše kae?

About how many blocks long is each ice cream cone?

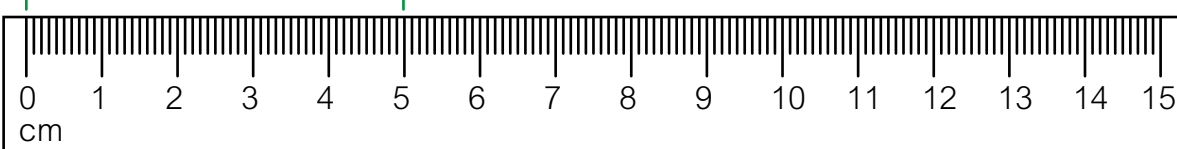
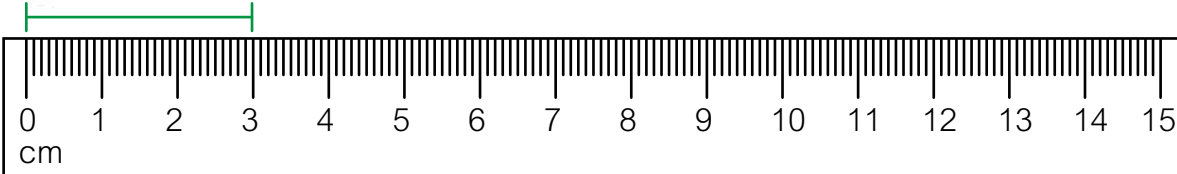
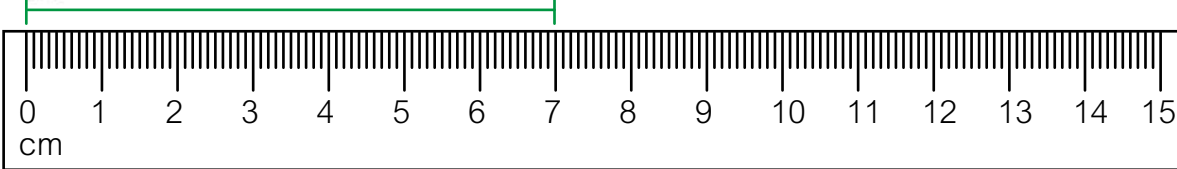
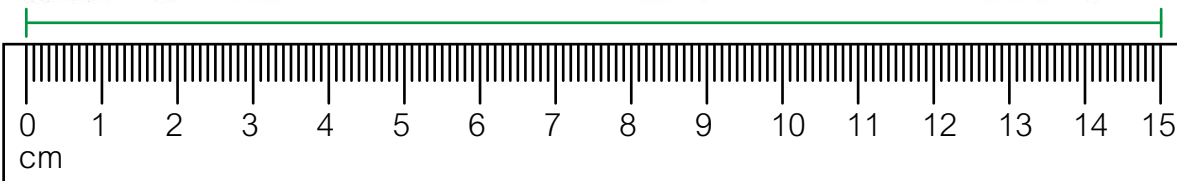
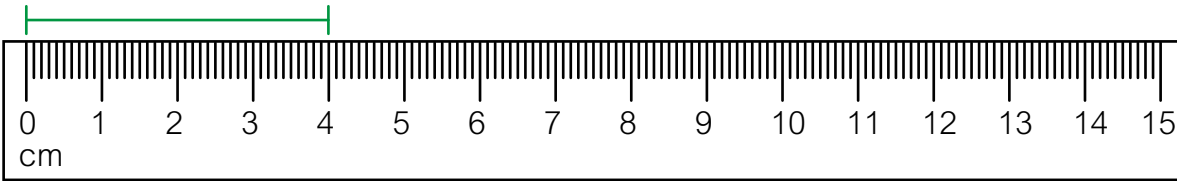
Dipoloko tše \_\_\_\_\_  
\_\_\_\_\_ blocks

Dipoloko tše \_\_\_\_\_  
\_\_\_\_\_ blocks

Dipoloko tše \_\_\_\_\_  
\_\_\_\_\_ blocks

## 2 Šomiša rula go ela botelele.

Use the ruler to measure the length.



MMETSE  
WA HLOGO  
MENTAL MATHS

FIZZ POP -  
THUBA  
FIZZ POP - BREAK

PAPADI  
GAME


KGODIŠO YA KGOPOLO  
CONCEPT DEVELOPMENT

MATLAKALATŠHOMELO  
WORKSHEETS




**Papadi: Mmetse wa lebelo ka dikarata - ntšha go tšwa go 20**

Game: Fast maths with cards - subtract from 20

- Bea dikarata tša dipalo 0 go ya ga 10 ka mokgobo.  
Place number cards 0 to 10 in a pile.
- Ribolla karata e tee.  
Flip one card.
- Ntšha go tšwa go 20!  
Subtract from 20!



1

	kgolokwe
	sphere
	silintere
	cylinder
	prisimo
	prism

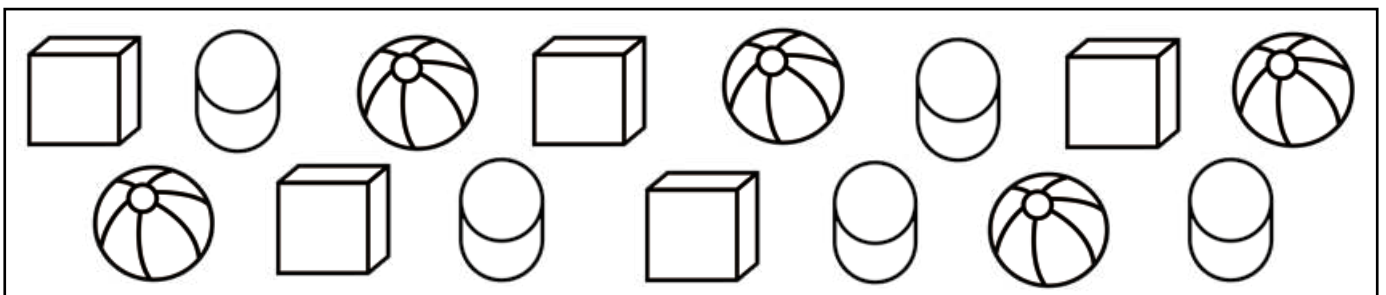
Latišiša maina  
a dilo.  
Trace the object  
names.



2

Khalara dikgolokwe ka moka ka mmala wo mokhubedu, diprisimo ka talaleratadima, disilintere ka wo motalamorogo.

Colour all the spheres red, the prisms blue and the cylinders green.







### 3 Kgolokwe, silintere goba prisimo?

Sphere, cylinder or prism?

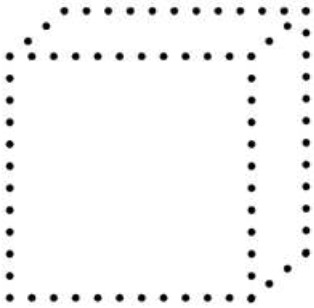
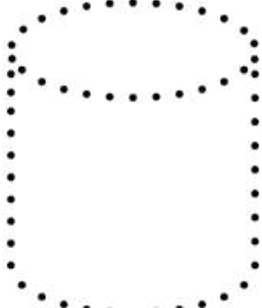

			
kgolokwe sphere	prisimo prism	silintere  cylinder	

### 4 Latišiša o be o khalare dilo.

Trace and colour the objects.

prisimo prism	silintere cylinder	kgolokwe sphere
		

MMETSE  
WA HLOGO  
MENTAL MATHS

FIZZ POP - AGA  
FIZZ POP - BUILD

PAPADI  
GAME

KGODIŠO YA KGOPOLO  
CONCEPT DEVELOPMENT

MATLAKALATŠHOMELO  
WORKSHEETS

1 Swaya dikarabo  
tša maleba.

Tick the correct answers.

Silintere e ka kgokologa goba  
ya thelela! E na le mahlakore  
a phaphathi le a kgokolo.





A cylinder can roll and slide!  
It has flat and round sides.







	kgokologa roll	thelela slide	kgokologa le go thelela roll and slide
	<input type="checkbox"/>	<input type="checkbox"/>	<input type="checkbox"/>
	<input type="checkbox"/>	<input type="checkbox"/>	<input type="checkbox"/>
	<input type="checkbox"/>	<input type="checkbox"/>	<input type="checkbox"/>
	<input type="checkbox"/>	<input type="checkbox"/>	<input type="checkbox"/>
	<input type="checkbox"/>	<input type="checkbox"/>	<input type="checkbox"/>
	<input type="checkbox"/>	<input type="checkbox"/>	<input type="checkbox"/>
	<input type="checkbox"/>	<input type="checkbox"/>	<input type="checkbox"/>
	<input type="checkbox"/>	<input type="checkbox"/>	<input type="checkbox"/>

## 2 Mahlakore a kgokolo goba a phaphathi?

Round sides or flat sides?

			
kgokolo	phaphathi	phaphathi	kgokolo
round	flat	flat	round

			
phaphathi			
flat			

## 3 Ngwala dikarabo tša maleba go feleletša tafola.

Write the correct answers to complete the table.

Gopola, prisimo e na le merumo ye mebedi ya go swana gomme mahlakore ka moka ke a phaphathi.

Remember, a prism has two identical ends and all sides are flat.



	phaphathi/ mahlakore a kgokolo flat/round sides	kgokologa/thelela/ kgokologa le go thelela roll/slide/roll and slide
prisimo prism	phaphathi flat	thelela slide
kgolokwe sphere		
silintere cylinder		

MMETSE  
WA HLOGO  
MENTAL MATHS

FIZZ POP -  
THUBA  
FIZZ POP - BREAK

PAPADI  
GAME

KGODIŠO YA KGOPOLO  
CONCEPT DEVELOPMENT

MATLAKALATŠHOMELO  
WORKSHEETS

Tora ya go dirwa ka diprisimo e ka lekanetša ka lebaka la go re mahlakore ke a phaphathi. Mahlakore a kgokolo a ka se lekanetše!

A tower made of prisms can balance because the sides are flat. Round sides can't balance!



1 Lebelela diswantšho. Swaya lekanetša goba ga di lekanetše.

Look at the pictures. Tick **balance** or **cannot balance**.

	lekanetša balance	ga di lekanetše cannot balance
	<input checked="" type="checkbox"/>	

**2** Thala sediko go sete ya dilo tšeo di šomišitšwego go aga tora.

Circle the set of objects used to build the tower.


**3** Thala methalo go nyalanya dilo tša mahlakore-tharo le ditora.

Draw lines to match the 3-D objects to the towers.


MMETSE  
WA HLOGO  
MENTAL MATHS

FIZZ POP - AGA  
FIZZ POP - BUILD

PAPADI  
GAME

KGODIŠO YA KGOPOLLO  
CONCEPT DEVELOPMENT

MATLAKALATŠHOMELO  
WORKSHEETS













Lebelela dipono tše  
tharo tša kepi!  
Look at these three  
views of a cap!



pono ya ka pele front view	pono ya ka godimo top view	pono ya ka lehlakoreng side view
		





Lebelela diswantšho. Na ke pono efe yeo o e bonago:  
pono ya ka pele, pono ya lehlakore goba pono ya godimo?

Look at the pictures. What view do you see: front view, side view or top view?

			
pono ya ka pele front view			
			
			

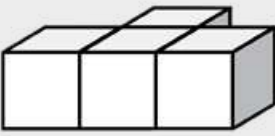
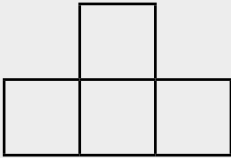



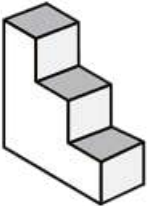

## 2 Swaya karabo ya maleba.

Tick the correct answer.

Kgwele e ... lepokisi. The ball is ... the box.				
	ka morago ga behind	ka pele ga in front of	kgauswi le next to	ka godimo ga on top of
				
				
				
				

## 3 Thala dipono.

Draw the views.

	pono ya ka godimo top view	pono ya ka pele front view	pono ya ka lehlakoreng side view
			 
			
			

## A re boleleng Mmetse!

Let's talk Maths!

**Ka Sepedi re re:**

prisimo

silintere

kgolokwe

kgokologa goba thelela

mahlakore a phaphathi le a kgokolo

pono ya ka pele, ya ka lehlakoreng

le ya ka godimo

**In English we say:**

prism

cylinder

sphere

roll and slide

flat and round sides

front, side and top view













### Thala dipono.

Draw the views.

	pono ya ka godimo top view	pono ya ka pele front view	pono ya ka lehlakoreng side view

## 2 Swaya karabo ya maleba.

Tick the correct answer.

	kgokologa roll	thelela slide	kgokologa le go thelela roll and slide
			
			
			
			
			
			
			
			
			

MMETSE  
WA HLOGO  
MENTAL MATHS

FIZZ POP -  
GO PEDIFATŠA  
FIZZ POP - DOUBLING

PAPADI  
GAME


KGODIŠO YA KGOPOLLO  
CONCEPT DEVELOPMENT

MATLAKALATŠHOMELO  
WORKSHEETS

**Papadi: Mmetse wa Lebelo ka Dikarata - pedifatša**



Game: Fast maths with cards - double

- Bea dikarata tša dipalo 0 go ya ga 10 ka mokgobo.  
Put the 0 to 10 number cards into a pile.
- Ribolla karata e tee.  
Flip over one card.
- Pedifatša!  
Double!



Ina o na le diapole tše 3. O hwetša diapole tše dingwe tše 3 gape.

Ina has 3 apples. He gets 3 more.



Pedifatšo ke dihlopha tše 2 tša go lekana. Re bušeletša palo ga2.

Double is 2 equal groups. We repeat a number 2 times.

Pedifatšo ya 3 ke 6.


Double 3 is 6.

$$3 + 3 = 6$$

$$3 \times 2 = 6$$

**I Kopolla marontho go pedifatša.**

Copy the dots to double.



Pedifatšo ya 3 ke \_\_\_\_.


Double 3 is \_\_\_\_.

$3 + 3 = \underline{\quad}$

$3 \times 2 = \underline{\quad}$

Ke bo3 ba bakae ka go 6? \_\_\_\_

How many 3s in 6? \_\_\_\_



Pedifatšo ya 2 ke \_\_\_\_.


Double 2 is \_\_\_\_.

$2 + 2 = \underline{\quad}$

$2 \times 2 = \underline{\quad}$

Ke bo2 ba bakae ka go 4? \_\_\_\_

How many 2s in 4? \_\_\_\_



Pedifatšo ya 4 ke \_\_\_\_.

Double 4 is \_\_\_\_.

$4 + 4 = \underline{\quad}$


$4 \times 2 = \underline{\quad}$

Ke bo4 ba bakae ka go 8? \_\_\_\_

How many 4s in 8? \_\_\_\_

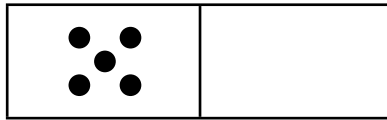
## 2 Feleletša marontheo a domino go pedifatša.

Complete the domino dots to double.



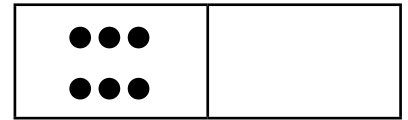
Pedifatšo ya 4  
ke \_\_\_\_.

Double 4 is \_\_\_\_.



Pedifatšo ya 5  
ke \_\_\_\_.

Double 5 is \_\_\_\_.



Pedifatšo ya 6  
ke \_\_\_\_.

Double 6 is \_\_\_\_.

Ge ke pedifatša When I double	ke hwetša I get	Pedifatša Double	
1	2	1	2
2	4	2	4
3		3	
4		4	
5		5	
6		6	
7		7	
8		8	
9		9	
10		10	

## 4 A re pedifatšeng tšhelete ya rena.

Let's double our money.



Pedifatša R2


Double R2

 R4



Pedifatša R5

Double R5




Pedifatša R10

Double R10

## 5 Hwetša pedifatšo. Ke moka o hlakantšhe.

Find the double. Then add.

 $5 + 3 + 5 = \underline{13}$	$4 + 4 + 3 = \underline{\quad}$	$6 + 3 + 6 = \underline{\quad}$
	$3 + 5 + 3 = \underline{\quad}$	$7 + 7 + 4 = \underline{\quad}$
	$10 + 4 + 10 = \underline{\quad}$	$8 + 8 + 4 = \underline{\quad}$

MMETSE  
WA HLOGO  
MENTAL MATHS

FIZZ POP -  
GO PEDIFATŠA  
FIZZ POP - DOUBLING


PAPADI  
GAME

KGODIŠO YA KGOPOLO  
CONCEPT DEVELOPMENT

MATLAKALATŠHOMELO  
WORKSHEETS

### Pedifatša 4

Double 4



Pedifatša 4: 8

Double 4: 8

$$4 + 4 = 8$$

$$4 \times 2 = 8$$

Go na le bo4 ba babedi ka go 8.

There are two 4s in 8.

### Pedifatša 10

Double 10



Pedifatša 10: 20

Double 10: 20

$$10 + 10 = 20$$

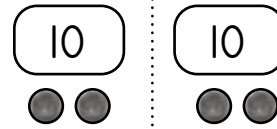
$$10 \times 2 = 20$$

Go na le bo10 ba babedi ka go 20.

There are two 10s in 20.

### Pedifatša 12

Double 12



Pedifatša 12: 24

Double 12: 24

$$12 + 12 = 24$$

$$12 \times 2 = 24$$

Go na le bo12 ba babedi ka go 24.

There are two 12s in 24.



Go pedifatša palo ke go tšea palo ya go swana ga2.

Doubling a number is about taking the same number 2 times.

## 1 Pedifatša.

Double.

5 ⋮ Pedifatšo ya 5 ke ____. Double 5 is ____.	6 ⋮ Pedifatšo ya 6 ke ____. Double 6 is ____.	8 ⋮ Pedifatšo ya 8 ke ____. Double 8 is ____.
---	---	---

10 ⋮ Pedifatšo ya 10 ke ____. Double 10 is ____.	13 ⋮ Pedifatšo ya 13 ke ____. Double 13 is ____.	15 ⋮ Pedifatšo ya 15 ke ____. Double 15 is ____.
--	--	--

# Papadi: Mmetse wa Lebelo ka Dikarata - pedifatšo

Game: Fast maths with cards - double

- Bea dikarata tša dipalo 0 go ya ga 10 ka mokgobo.


Place number cards 0 to 10 into a pile.

- Ribolla karata e tee.

Flip over one card.

- Pedifatša!

Double!



## 2 Feleletša tafola ya go pedifatša.

Complete the doubles table.

	1	2	3	4	5	6	7	8	9	10
pedifatša double	2	4								

## 3 Pedifatša.

Double.

7 ⋮ Pedifatšo ya 7 ke ____. Double 7 is ____.	17 ⋮ Pedifatšo ya 17 ke ____. Double 17 is ____.	20 ⋮ Pedifatšo ya 20 ke ____. Double 20 is ____.
---	--	--


## 4 Pedifatša.

Double.

5		10		6		4	
8		9		15		19	

## 5 Hwetša dipedifatšo. Ke moka o hlakantšhe.

Find the doubles. Then add.

 $\overset{10}{\curvearrowright} 5 + 6 + 5 = \underline{16}$	$4 + 8 + 4 = \underline{\quad}$
$3 + 11 + 3 = \underline{\quad}$	$6 + 8 + 6 = \underline{\quad}$

MMETSE  
WA HLOGO  
MENTAL MATHS

FIZZ POP -  
GO PEDIFATŠA  
FIZZ POP - DOUBLING

PAPADI  
GAME

KGODIŠO YA KGOPOLLO  
CONCEPT DEVELOPMENT

MATLAKALATŠHOMELO  
WORKSHEETS



Ge re aba ka go  
lekana magareng  
ga barutwana ba  
ba2, morutwana  
yo mongwe le yo  
mongwe o hwetša  
seripa.

When we share  
equally between  
2 learners, each  
learner gets half.

<p>hotdog e 1 1 hotdog</p> <p>seripa half</p>	<p>tšhokolete e 1 1 chocolate</p> <p>seripa half</p>	<p>pitsa e 1 1 pizza</p> <p>seripa half</p>
---	--	---

Na ke tše kae?

How many?



	Diripa Halves	Tša go tlala Wholes
	seripa se 1 1 half	seripa se 1 1 half
	diripa tše 2 2 halves	e 1 ya go tlala 1 whole
	diripa tše 3 3 halves	e tee le seripa 1 and a half
	diripa tše 4 4 halves	diripa tše 2 tša go tlala 2 wholes

**1** Thala dipitsa!

Draw the pizzas!

<p>e 1 le seripa 1 and a half</p>	<p>2 </p>	<p>tše 2 le seripa 2 and a half</p>	<p>3</p>
<p>tše 3 le seripa 3 and a half</p>	<p>4</p>	<p>tše 4 le seripa 4 and a half</p>	

**2** Na morutwana yo mongwe le yo mongwe o hwetša palophatlo efe? Na morutwana yo mongwe le yo mongwe o hwetša malekere a makae?

What fraction does each learner get? How many sweets does each learner get?



Ge re aba ka go lekana magareng ga barutwana ba ba2, morutwana yo mongwe le yo mongwe o hwetša seripa.  
When we share equally between 2 learners, each learner gets half.

<p>malekere a 6 6 sweets</p>	<p>malekere a 12 12 sweets</p>	<p>malekere a 24 24 sweets</p>
<p>palophatlo: seripa fraction: half</p>	<p>palophatlo: seripa fraction: half</p>	<p>palophatlo: seripa fraction: half</p>
<p>malekere a: 3 sweets:</p>	<p>malekere a: 6 sweets:</p>	<p>malekere a: 12 sweets:</p>

<p>malekere a 10 10 sweets</p>	<p>malekere a 16 16 sweets</p>	<p>malekere a 22 22 sweets</p>
<p>palophatlo: fraction:</p>	<p>palophatlo: fraction:</p>	<p>palophatlo: fraction:</p>
<p>malekere a: sweets:</p>	<p>malekere a: sweets:</p>	<p>malekere a: sweets:</p>

**3** Seripa sa

Half of

6		8		10		12	
---	--	---	--	----	--	----	--

MMETSE  
WA HLOGO  
MENTAL MATHS

FIZZ POP -  
GO PEDIFATŠA  
FIZZ POP - DOUBLING


PAPADI  
GAME

KGODIŠO YA KGOPOLLO  
CONCEPT DEVELOPMENT

MATLAKALATŠHOMELO  
WORKSHEETS

dihotdog tše 5

5 hotdogs

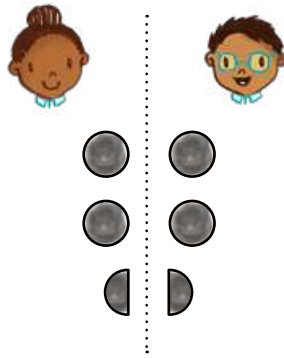


Seripa sa 5 ke 2  
le seripa.

Half of 5 is 2 and a half.

dihotdog tše 5

5 hotdogs

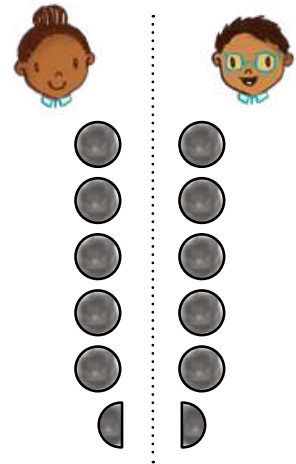


Seripa sa 5 ke 2  
le seripa.

Half of 5 is 2 and a half.

dihotdog tše 11

11 hotdogs



Seripa sa 11 ke 5  
le seripa.

Half of 11 is 5 and a half.

Abela barutwana ba ba2  
ka go lekana.

Share equally between 2 learners.

O ka šomiša marontheo  
go bontšha dihotdog.

You can use dots  
to show hotdogs.



dihotdog tše 3

3 hotdogs



Seripa sa 3 ke \_\_\_\_.

Half of 3 is \_\_\_\_.

dihotdog tše 7

7 hotdogs




Seripa sa 7 ke \_\_\_\_.

Half of 7 is \_\_\_\_.

dihotdog tše 9

9 hotdogs




Seripa sa 9 ke \_\_\_\_.

Half of 9 is \_\_\_\_.

dihotdog tše 15

15 hotdogs



Seripa sa 15 ke \_\_\_\_.

Half of 15 is \_\_\_\_.

## Papadi: Pedifatša - ripa gare ka dipoloko

Game: Double - half with blocks

- Aga 4.  
Build 4.
- Aga pedifatšo ya 4.  
Build double 4.
- Hlahlamolla pedifatšo ya 4 ka seripa.  
Break double 4 in half.
- Dira gape ka dipalo 3, 5, 6, le 10.  
Do again with numbers 3, 5, 6 and 10.



Gopola ka tswalano magareng ga seripa le pedifatšo.

Think about the relationship between half and double.

## 2 Hwetša pedifatšo le seripa.

Find double and half.

●	●
●	●
●	●
●	●

Pedifatšo ya 4  
ke \_\_\_\_.

Double 4 is \_\_\_\_.

Seripa sa 8  
ke \_\_\_\_.

Half of 8 is \_\_\_\_.

5	5
●	●

Pedifatšo ya 6  
ke \_\_\_\_.

Double 6 is \_\_\_\_.

Seripa sa 12  
ke \_\_\_\_.

Half of 12 is \_\_\_\_.

10	10
----	----

Pedifatšo ya 10  
ke \_\_\_\_.

Double 10 is \_\_\_\_.

Seripa sa 20  
ke \_\_\_\_.

Half of 20 is \_\_\_\_.

●	●
●	●
●	●

Pedifatšo ya 3  
ke \_\_\_\_.

Double 3 is \_\_\_\_.

Seripa sa 6  
ke \_\_\_\_.

Half of 6 is \_\_\_\_.

5	5
●	●
●	●
●	●

Pedifatšo ya 8  
ke \_\_\_\_.

Double 8 is \_\_\_\_.

Seripa sa 16  
ke \_\_\_\_.

Half of 16 is \_\_\_\_.

10	10
●	●

Pedifatšo ya 11  
ke \_\_\_\_.

Double 11 is \_\_\_\_.

Seripa sa 22  
ke \_\_\_\_.

Half of 22 is \_\_\_\_.

## A re boleleng Mmetse!

Let's talk Maths!



**Ka Sepedi re re:**

pedifatša

Pedifatšo ya dikhekhe tše 3  
ke dikhekhe tše tshela.

pedifatšo ya 3 ke 6

Ge ke abela barutwana ba ba2 ka go  
lekana, morutwana yo mongwe le  
yo mongwe o hwetša seripa.

Seripa sa tshela ke tharo.

seripa se se tee

diripa tše pedi

se se tee sa go tlala

**In English we say:**

double

Double 3 cakes  
is six cakes.

double 3 is 6

When I share something equally between  
2 learners, each learner receives half.

Half of six is three.

one half

two halves

one whole

**I** Feleletša ditafola  
tša dipalo.

Complete the number table.







Ngwala mafokopalo a mabedi a go  
hlakantšha le mafokopalo a ma2 a  
go ntšha.

Write 2 addition and 2 subtraction number sentences.

a go hlakantšha addition	a go ntšha subtraction

a go hlakantšha addition	a go ntšha subtraction



MMETSE  
WA HLOGO  
MENTAL MATHS

GO BALA BO2 (0-50)  
COUNTING 2S (0-50)

PAPADI  
GAME


KGODIŠO YA KGOPOLO  
CONCEPT DEVELOPMENT

MATLAKALATŠHOMELO  
WORKSHEETS

**Papadi: Mmetse wa Lebelo ka Dikarata - atiša ka 2**

Game: Fast maths with cards - multiply by 2

- Bea dikarata tša dipalo 0 go ya ga 10 ka mokgobo.  
Place number cards 0 to 10 into a pile.
- Ribolla karata e tee.  
Flip over one card.
- Atiša ka 2.  
Multiply by 2.



1	barutwana learners	dieta shoes	mafokopalo number sentence
	1	2	$2 \times 1 = 2$
	4		
	5		
	3		

Katišanetšwa e mabapi le go bušeletša dihlopha tše pedi tša go lekana.  
Multiplication is about repeating equal groups.




2		diphere tša dieta pairs of shoes	
		dieta shoes	


		diphere tša dieta pairs of shoes	
		dieta shoes	

3	barutwana learners	1	2	3	4			7	8	9	10
	dieta shoes	2				10	12				

**4**

	Na ke dipaesekele tše kae? How many bicycles?	
	Maotwana ke a makae? How many wheels?	

**5**

										
dipaesekele tše bicycle	1	2	3	4	5	6	7	8	9	10
maotwana a wheels	2	4								

**6** Na maotwana ke a makae?  
How many wheels?

3  _____ maotwana a wheels	6  _____ maotwana a wheels
7  _____ maotwana a wheels	10  _____ maotwana a wheels

**7** Ke ba bakae?  
How many?

bo2 ka go 6? 2s in 6?		bo2 ka go 8? 2s in 8?	
bo2 ka go 10? 2s in 10?		bo2 ka go 12? 2s in 12?	
bo2 ka go 16? 2s in 16?		bo2 ka go 20? 2s in 20?	

**8** Thekisi e bitša R2 morutwana o tee.  
The taxi costs R2 for one learner.



Na e bitša bokae go barutwana ba ba5? How much does it cost for 5 learners?	
Na e bitša bokae go barutwana ba 8? How much does it cost for 8 learners?	

MMETSE  
WA HLOGO  
MENTAL MATHS

GO BALA BO10 (0-200)  
COUNTING 10S (0-200)

PAPADI  
GAME

KGODIŠO YA KGOPOLO  
CONCEPT DEVELOPMENT

MATLAKALATŠHOMELO  
WORKSHEETS

**1**

	barutwana? learners?	
	menwana? fingers?	

	barutwana? learners?	
	menwana? fingers?	

Ge re atiša bo10,  
re nagana ka  
dihlopha tša 10.

When we multiply  
10s, we think about  
groups of 10.



**2**

Bala ka bo10.

Count in 10s.


10	20	30								
----	----	----	--	--	--	--	--	--	--	--

**3**

barutwana learners	1	2	3	4			7	8	9	10
menwana fingers	10	20			50	60				

**4**





barutwana learners	menwana fingers	mafokopalo number sentence
1	10	$1 \times 10 = 10$
2		
3		
4		
5		
6		
7		
10		

5  Na ke mapokisi a makae?  
How many boxes?

Na ke dikhrayone tše kae?  
How many crayons?

mapokisi boxes	1	2	3	4	5	6	7	8	9	10
dikhrayone crayons	10	20								

6 Na ke dikhrayone tše kae?  
How many crayons?

3  dikhrayone tše _____ crayons	6  dikhrayone tše _____ crayons
5  dikhrayone tše _____ crayons	10  dikhrayone tše _____ crayons

7

$3 \times 10 = \underline{\quad}$	$5 \times 10 = \underline{\quad}$	$6 \times 10 = \underline{\quad}$	$2 \times 10 = \underline{\quad}$
$1 \times 10 = \underline{\quad}$	$4 \times 10 = \underline{\quad}$	$8 \times 10 = \underline{\quad}$	$10 \times 10 = \underline{\quad}$

8 Ke ba bakae?  
How many?

bol0 ka go 60? 10s in 60?		bol0 ka go 40? 10s in 40?	
bol0 ka go 100? 10s in 100?		bol0 ka go 50? 10s in 50?	

9 Pene e tee e bitša R10.  
One pen costs R10.



Na dipene tše 4 di bitša bokae? How much do 4 pens cost?	
Na dipene tše 7 di bitša bokae? How much do 7 pens cost?	

MMETSE  
WA HLOGO  
MENTAL MATHS


GO BALA BO5 (0-100)  
COUNTING 5S (0-100)

PAPADI  
GAME

KGODIŠO YA KGOPOLO  
CONCEPT DEVELOPMENT


MATLAKALATŠHOMELO  
WORKSHEETS

1

	matsogo? hands?	
	menwana? fingers?	

Re bala ka bo5.  
Letsogo le tee le na  
le menwana ye 5!  
We count in 5s. One  
hand has 5 fingers!



	matsogo? hands?	
	menwana? fingers?	

2 Bala ka bo5.

Count in 5s.

5	10	15							
---	----	----	--	--	--	--	--	--	--

3

matsogo hands	1	2	3	4			7	8	9	10
menwana fingers	5				25	30				

4

matsogo hands	menwana fingers	mafokopalo number sentence
1	5	$1 \times 5 = 5$
4	20	$4 \times 5 = 20$
3		
5		
6		
2		
7		
10		

5




Na ke distarfish tše kae?

How many starfish?

Na ke matsogo a makae?





How many arms?

starfish starfish	1	2	3	4	5	6	7	8	9	10
matsogo arms	5	10								

6

Na ke matsogo a makae?

How many arms?

3  matsogo a _____ arms	6  matsogo a _____ arms
5  matsogo a _____ arms	10  matsogo a _____ arms

7

$3 \times 5 = \underline{\quad}$	$5 \times 5 = \underline{\quad}$	$6 \times 5 = \underline{\quad}$	$2 \times 5 = \underline{\quad}$
$1 \times 5 = \underline{\quad}$	$4 \times 5 = \underline{\quad}$	$8 \times 5 = \underline{\quad}$	$10 \times 5 = \underline{\quad}$

8

Na ke ba bakae?

How many?

bo5 ka go 15? 5s in 15?		bo5 ka go 10? 5s in 10?	
bo5 ka go 25? 5s in 25?		bo5 ka go 20? 5s in 20?	

9

Apole e tee e bitša R5.

One apple costs R5.



Na diapole tše 5 di bitša bokae? How much do 5 apples cost?	
Na diapole tše 9 di bitša bokae? How much do 9 apples cost?	

MMETSE  
WA HLOGO  
MENTAL MATHS

GO BALA BO2 (0-120)  
COUNTING 2S (0-120)

PAPADI  
GAME

KGODIŠO YA KGOPOLO  
CONCEPT DEVELOPMENT

MATLAKALATŠHOMELO  
WORKSHEETS

1



Na ke dikhoine tše kae?

How many coins?

Na ke diranta tše kae?

How many Rands?

2



dikhoine tše

coins

1

2

3

4

5

6

7

8

9

10

diranta tše

Rands



2

4

3

$2 \times 2 = \underline{\quad}$

$10 \times 2 = \underline{\quad}$

$3 \times 2 = \underline{\quad}$

$4 \times 2 = \underline{\quad}$

$1 \times 2 = \underline{\quad}$

$5 \times 2 = \underline{\quad}$

$6 \times 2 = \underline{\quad}$

$8 \times 2 = \underline{\quad}$

4

Na ke ba bakae?

How many?

bo2 ka go 4?

2s in 4?

bo2 ka go 10?

2s in 10?

bo2 ka go 14?

2s in 14?

bo2 ka go 20?

2s in 20?

5



Na ditšheletepampiri ke tše kae?

How many notes?

Na ke diranta tše kae?

How many Rands?

6



ditšheletepampiri

notes

1

2

3

4

5

6

7

8

9

10

diranta tše

Rands

10

20





7	$2 \times 10 = \underline{\quad}$	$5 \times 10 = \underline{\quad}$	$3 \times 10 = \underline{\quad}$	$4 \times 10 = \underline{\quad}$
	$1 \times 10 = \underline{\quad}$	$10 \times 10 = \underline{\quad}$	$6 \times 10 = \underline{\quad}$	$8 \times 10 = \underline{\quad}$

## 8 Ke ba bakae?

How many?

bo5 ka go 30? 5s in 30?		bo5 ka go 80? 5s in 80?	
bo5 ka go 50? 5s in 50?		bo5 ka go 100? 5s in 100?	

	Na ke dikhoine tše kae? How many coins?	
	Na ke diranta tše kae? How many Rands?	

										
dikhoine tše coins	1	2	3	4	5	6	7	8	9	10
diranta tše Rands	5	10								

11	$2 \times 5 = \underline{\quad}$	$5 \times 5 = \underline{\quad}$	$3 \times 5 = \underline{\quad}$	$4 \times 5 = \underline{\quad}$
	$1 \times 5 = \underline{\quad}$	$10 \times 5 = \underline{\quad}$	$6 \times 5 = \underline{\quad}$	$8 \times 5 = \underline{\quad}$

## 12 Ke ba bakae?

How many?

bo10 ka go 30? 10s in 30?		bo10 ka go 80? 10s in 80?	
bo10 ka go 70? 10s in 70?		bo10 ka go 90? 10s in 90?	

LETLAKALATŠHOMELO  
WORKSHEET

LETLAKALATŠHOMELO  
WORKSHEET

## A re boleleng Mmetse!

Let's talk Maths!



**Ka Sepedi re re:**

pedi atiša ka nne

Na ke bopedi ba bakae ka go 8?

hlano atiša ka tharo

Na ke bohlano ba bakae ka go 15?

lesome atiša ka nne

Na ke bolesome ba bakae ka go 40?

masomenne e feta masometharo ka lesome

masometharo ke ye nnyane ga masomenne

masomenne e tla ka morago ga masometharo

masometharo e tla pele ga masomenne

**In English we say:**

two multiplied by four

How many twos in 8?

five multiplied by three

How many fives in 15?

ten multiplied by four

How many tens in 40?

Forty is ten more than thirty

Thirty is ten less than forty

Forty comes after thirty

Thirty comes before forty

1



Na ke dipaesekele  
tše kae?

How many bicycles?

Na ke maotwana  
a makae?

How many wheels?



matsogo?

hands?

menwana?

fingers?



mapokisi?


boxes?

dikhrayone?

crayons?

## 2 Thala dipitsa!

Draw the pizzas!

<p>1 le seripa 1 and a half</p> 	2	2 le seripa 2 and a half	3
---	---	-----------------------------	---

## 3 Feleletša tafola ya dipalo.

Complete the number table.




Ngwala mafokopalo a mabedi a go hlakantšha le mafokopalo a ma2 a go ntšha.

Write 2 addition and 2 subtraction number sentences.

a go hlakantšha addition	a go ntšha subtraction
$7 + 4 = 11$	$11 - 4 = 7$

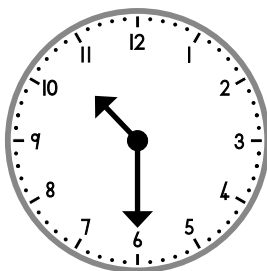
## 4 Hlakantšha goba o ntšhe.

Add or subtract.

$54 + 3 = \underline{\quad}$	$75 + 3 = \underline{\quad}$	$82 + 6 = \underline{\quad}$
$59 - 3 = \underline{\quad}$	$76 - 5 = \underline{\quad}$	$87 - 4 = \underline{\quad}$

## 5 Ke nako mang?

What is the time?

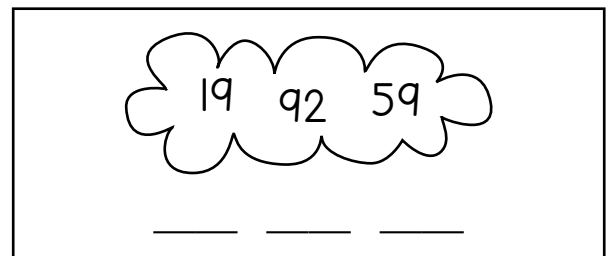


\_\_\_\_\_

\_\_\_\_\_

## 6 Beakanya go tloga ga ye nnyane go ya go ye kgolo.

Order from small to large.



## 7 Balela.

Calculate.

seripa half				pedifatšha double			
9		10		9		10	

MMETSE  
WA HLOGO  
MENTAL MATHS

FIZZ POP -  
GO RIPA KA BOGARE  
FIZZ POP - HALVING

PAPADI  
GAME


POELETŠO  
REVISION

MATLAKALATŠHOMELO  
WORKSHEETS

**Papadi: Mmetse wa Lebelo ka Dikarata - seripa**

Game: Fast maths with cards – half

- **Bea dikarata tšha dipalo 0 go ya ga 10.**  
Put number cards 0 to 10 in a pile.
- **Ribolla karata e tee.**  
Flip over one card.
- **Balela seripa!**  
Calculate half!



**1** Tlatšha dipalo tšeo di tlogetšwego.

Fill in the missing numbers.

1	2	3	4	5	6	7	8	9	10
21	22	23	24	25	26	27	28	29	
	32	33	34	35	36	37	38	39	
	52								60
	72	73	74	75	76	77	78	79	80
	82	83	84	85	86	87	88	89	90

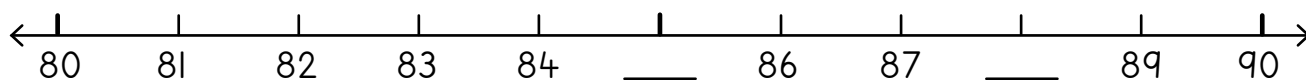
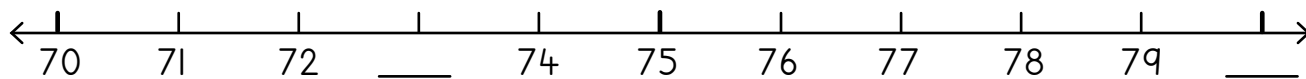
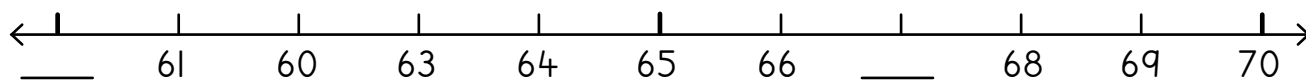
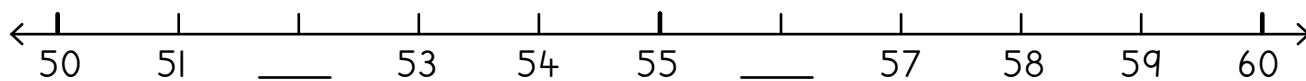
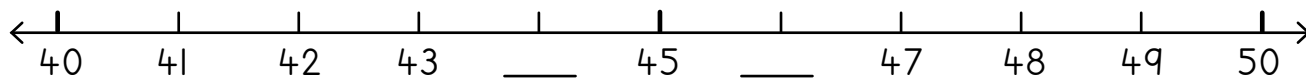
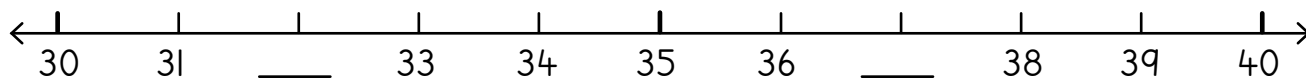
**2** Hlakantšha goba o ntšhe.

Add or subtract.

$35 + 3 = \underline{\quad}$	$41 + 5 = \underline{\quad}$	$63 + 6 = \underline{\quad}$
$48 - 4 = \underline{\quad}$	$57 - 5 = \underline{\quad}$	$78 - 4 = \underline{\quad}$
$45 + 10 = \underline{\quad}$	$68 + 10 = \underline{\quad}$	$89 + 10 = \underline{\quad}$
$43 - 10 = \underline{\quad}$	$56 - 10 = \underline{\quad}$	$78 - 10 = \underline{\quad}$

### 3 Feleletša.

Complete.



### 4 Katološa paterone.

Extend the pattern.

76	77	78							
----	----	----	--	--	--	--	--	--	--

84	83	82							
----	----	----	--	--	--	--	--	--	--

3	13	23							
---	----	----	--	--	--	--	--	--	--

109	99	89							
-----	----	----	--	--	--	--	--	--	--

102	92	82							
-----	----	----	--	--	--	--	--	--	--

94	93	92							
----	----	----	--	--	--	--	--	--	--

1 Bala ka bo2.

Count in 2s.

2	4								
---	---	--	--	--	--	--	--	--	--

84	82								
----	----	--	--	--	--	--	--	--	--

Bala ka bo5.

Count in 5s.

5	10								
---	----	--	--	--	--	--	--	--	--

45	40								
----	----	--	--	--	--	--	--	--	--

Bala ka bo10.

Count in 10s.

10	20								
----	----	--	--	--	--	--	--	--	--

110	100								
-----	-----	--	--	--	--	--	--	--	--

2 Beakanya dipalo go tloga go ye nnyanenyanyane go ya go ye kgolokgolokgolo.

Order numbers from smallest to greatest.

<p>30 40 70 100</p> <p>_____</p>	<p>83 39 58 18</p> <p>_____</p>	<p>72 27 70 58</p> <p>_____</p>
----------------------------------	---------------------------------	---------------------------------

3 Beakanya dipalo go tloga go ye kgolokgolokgolo go ya go ye nnyanenyanyane.

Order numbers from greatest to smallest.

<p>6 66 16 60</p> <p>_____</p>	<p>93 56 26 41</p> <p>_____</p>	<p>47 72 81 85</p> <p>_____</p>
--------------------------------	---------------------------------	---------------------------------

**4** Thala sediko go diswantšho sehlopheng se sengwe le se sengwe seo se bontšhago seripa.

Circle the pictures in each group that show half.


**5** Nyalalanya.

Match.

diripa tše 2 2 halves		tee le seripa 1 and 1 half
diripa tše 3 3 halves		diripa tše pedi tša go tlala two wholes
diripa tše 4 4 halves		seripa se tee sa go tlala one whole
diripa tše 5 5 halves		2 le seripa 2 and 1 half

**6** Thala dipitsa.


Draw the pizzas.

1 le seripa 1 and a half 	3	3 le seripa 3 and a half	4
---------------------------------	---	-----------------------------	---


1 Hlakantšha ka go ya ga 10.

Add by visiting the 10.


$$7 + 5 = \underline{\quad}$$




$$8 + 6 = \underline{\quad}$$



$$5 + 9 = \underline{\quad}$$

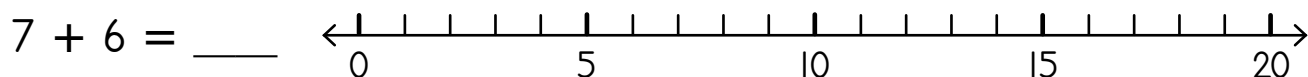
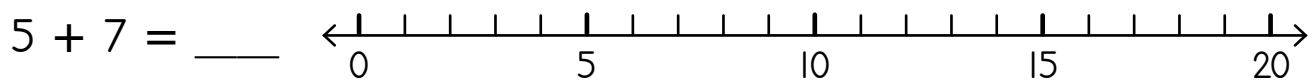
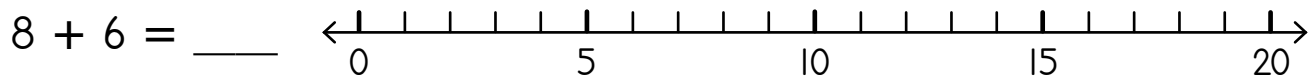


$$6 + 8 = \underline{\quad}$$



2 Hlakantšha mothalopalong. Etela 10!

Add on the number line. Visit the 10!



$7 + 5 = \underline{\quad}$	$8 + 4 = \underline{\quad}$	$6 + 5 = \underline{\quad}$
$4 + 8 = \underline{\quad}$	$7 + 9 = \underline{\quad}$	$6 + 8 = \underline{\quad}$

4 Litha o rwele dipakete tše 8 tša meetse. Sethu o rwele dipakete tše 9. Na ba rwele dipakete tše kae ge di hlakana ka moka?

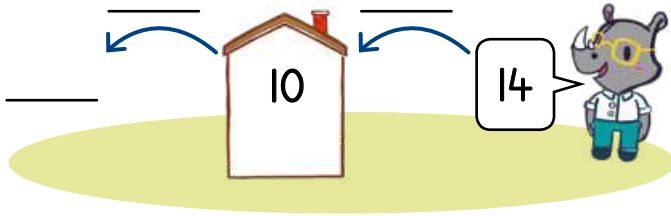


Litha carried 8 buckets of water. Sethu carried 9 buckets.  
How many buckets did they carry altogether?

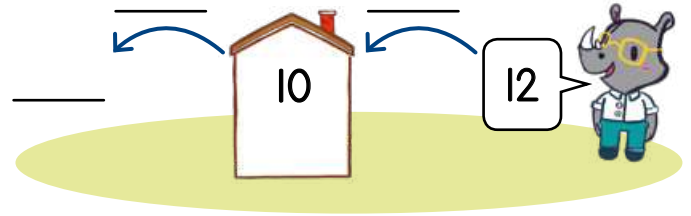
## 5 Ntšha ka go ya ga 10.

Subtract by visiting the 10.

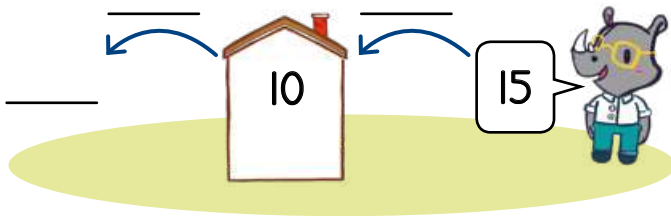
$$14 - 8 =$$



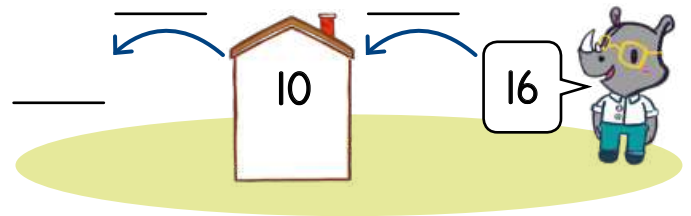
$$12 - 7 =$$



$$15 - 8 =$$

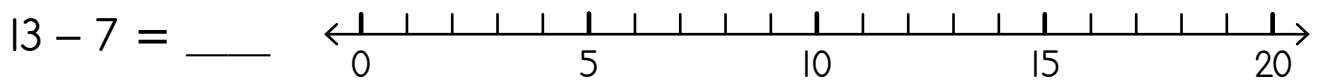
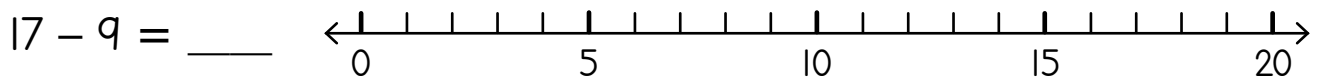
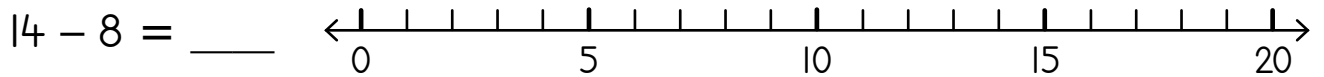


$$16 - 8 =$$



## 6 Ntšha mothaloalong. Etela 10!

Subtract on the number line. Visit the 10!



$14 - 6 =$ _____	$13 - 7 =$ _____	$16 - 9 =$ _____
$15 - 7 =$ _____	$12 - 5 =$ _____	$13 - 8 =$ _____

8 Sina o pakile dikhekhe tšhe 13. O rekišitšhe tšhe 7.  
Na gabjale o na le dikhekhe tšhe kae?

Sina baked 13 cakes. She sold 7. How many does she have now?



### 1 Pedifatša.

Double.

<p>dihotdog tše 12 12 hotdogs</p>  <p>_____</p>	<p>dihotdog tše 13 13 hotdogs</p>  <p>_____</p>	<p>dihotdog tše 14 14 hotdogs</p>  <p>_____</p>
--	--	--

### 2 Feletša tafola ya pedifatšo.

Complete the doubles table.

	1	2	3	4	5	6	7	8	9	10
pedifatša double	2	4								

### 3 Pedifatša

Double.

<p>8</p> <p>.....</p> <p>Pedifatšo ya 8 ke ____.</p> <p>Double 8 is ____.</p>	<p>16</p> <p>.....</p> <p>Pedifatšo ya 16 ke ____.</p> <p>Double 16 is ____.</p>	<p>11</p> <p>.....</p> <p>Pedifatšo ya 11 ke ____.</p> <p>Double 11 is ____.</p>
---	--	--

### 4 Seripa sa


Half of

### Pedifatša

Double

16		20		14		8		10		7	
----	--	----	--	----	--	---	--	----	--	---	--

**5**



Na ke barutwana ba bakae? How many learners?	
Mahlo ke a makae? How many eyes?	

barutwana ba learners	1	2	3	4	5	6	7	8	9	10
mahlo a eyes	2	4								

**6** Ke a makae?

How many?

3 mahlo a _____ <small>eyes</small>	6 mahlo a _____ <small>eyes</small>
5 mahlo a _____ <small>eyes</small>	10 mahlo a _____ <small>eyes</small>

**7**

$2 \times 3 = \underline{\quad}$	$2 \times 5 = \underline{\quad}$	$2 \times 6 = \underline{\quad}$	$2 \times 2 = \underline{\quad}$
$2 \times 1 = \underline{\quad}$	$2 \times 4 = \underline{\quad}$	$2 \times 8 = \underline{\quad}$	$2 \times 10 = \underline{\quad}$

**8** Ke ba bakae?

How many?

bo2 ka go 4? <small>2s in 4?</small>	bo2 ka go 8? <small>2s in 8?</small>
bo2 ka go 10? <small>2s in 10?</small>	bo2 ka go 14? <small>2s in 14?</small>

**9** Lelekere le tee le bitša R2.



One sweet costs R2.

Na malekere a ma5 a bitša bokae? How much do 5 sweets cost?	
Na malekere a 8 a bitša bokae? How much do 8 sweets cost?	

1



Na ke mapokisi a makae?

How many boxes?

Dikhrayone ke tše kae?





How many crayons?

mapokisi a boxes	1	2	3	4	5	6	7	8	9	10
dikhrayone tše crayons	10	20								

2

Na ke dikhrayone tše kae?

How many crayons?

2  dikhrayone tše _____ crayons	5  dikhrayone tše _____ crayons
8  dikhrayone tše _____ crayons	10  dikhrayone tše _____ crayons

3

$5 \times 2 \times 3 = \underline{\quad}$	$5 \times 2 \times 5 = \underline{\quad}$	$5 \times 2 \times 6 = \underline{\quad}$
$5 \times 2 \times 1 = \underline{\quad}$	$5 \times 2 \times 4 = \underline{\quad}$	$5 \times 2 \times 8 = \underline{\quad}$

4

Ke ba bakae?

How many?

bo2 ka go 30? 2s in 30?		bo5 ka go 50? 5s in 50?	
bo10 ka go 70? 10s in 70?		bo5 ka go 100? 5s in 100?	


5

Juse e tee e bitša R10.

One juice costs R10.







Na dijuse tše 3 di bitša bokae? How much do 3 juices cost?	Na dijuse tše 5 di bitša bokae? How much do 5 juices cost?
---	---

6		matsogo a? hands?	
		menwana ye? fingers?	

7 Thala sediko go dipalo tšeo di dirago 10 ge di hlakantšhwa.  
Circle the numbers that add up to 10.

10	0	3	4	5	1	7	1	2	8	7	5	4	8	3
5		6	3		6	1		9	5		2	1		6

8 Na ke ye mekae?  
How many?

2  _____ menwana fingers	6  _____ menwana fingers
5  _____ menwana fingers	10  _____ menwana fingers

9	$5 \times 3 = \underline{\quad}$	$5 \times 5 = \underline{\quad}$	$5 \times 6 = \underline{\quad}$	$5 \times 2 = \underline{\quad}$
	$5 \times 1 = \underline{\quad}$	$5 \times 4 = \underline{\quad}$	$5 \times 8 = \underline{\quad}$	$5 \times 10 = \underline{\quad}$



10 Ke ba bakae?  
How many?

bo5 ka go 15? 5s in 15?		bo5 ka go 25? 5s in 25?	
bo5 ka go 20? 5s in 20?		bo5 ka go 50? 5s in 50?	

11 Mokotla o tee wa ditloo tša go gadikwa o bitša R5.  
One bag of peanuts costs R5.



Na mekotla ye 3 ya ditloo tša go gadikwa e bitša bokae? How much do 3 bags of peanuts cost?	Na mekotla ye 10 ya ditloo tša go gadikwa e bitša bokae? How much do 10 bags of peanuts cost?
--	--





# Dikwere tše 100

100 square



1	2	3	4	5	6	7	8	9	10
11	12	13	14	15	16	17	18	19	20
21	22	23	24	25	26	27	28	29	30
31	32	33	34	35	36	37	38	39	40
41	42	43	44	45	46	47	48	49	50
51	52	53	54	55	56	57	58	59	60
61	62	63	64	65	66	67	68	69	70
71	72	73	74	75	76	77	78	79	80
81	82	83	84	85	86	87	88	89	90
91	92	93	94	95	96	97	98	99	100



# Mainapalo



Number names

0	lefeela zero
1	tee one
2	pedi two
3	tharo three
4	nne four
5	hlano five
6	tshela six
7	šupa seven
8	seswai eight
9	senyane nine

10	lesome ten
11	lesometee eleven
12	lesomepedi twelve
13	lesometharo thirteen
14	lesomenne fourteen
15	lesomehlano fifteen
16	lesometshela sixteen
17	lesomešupa seventeen
18	lesomeseswai eighteen
19	lesomesenyane nineteen
20	masomepedi twenty

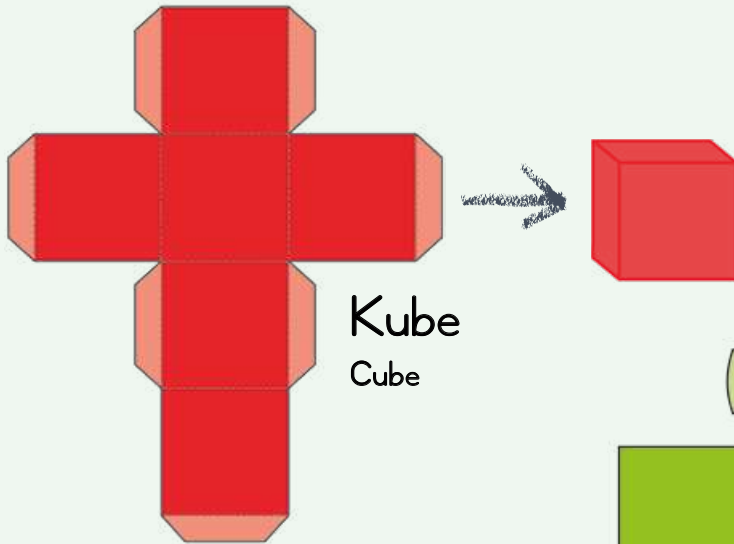


**DIBOPEGO TŠA MAHLAKOREPEDI:  
DI PHUTHE O DIRE DILO TŠA MAHLAKORETHARO**

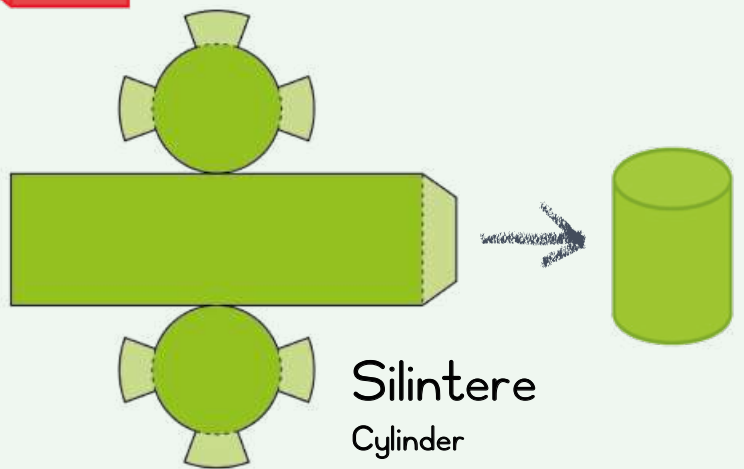
**2-D SHAPES: FOLD THEM TO MAKE 3-D OBJECTS**

Ripa, o phuthe methalong ya marontho gomme o kgomaretše mmogo.

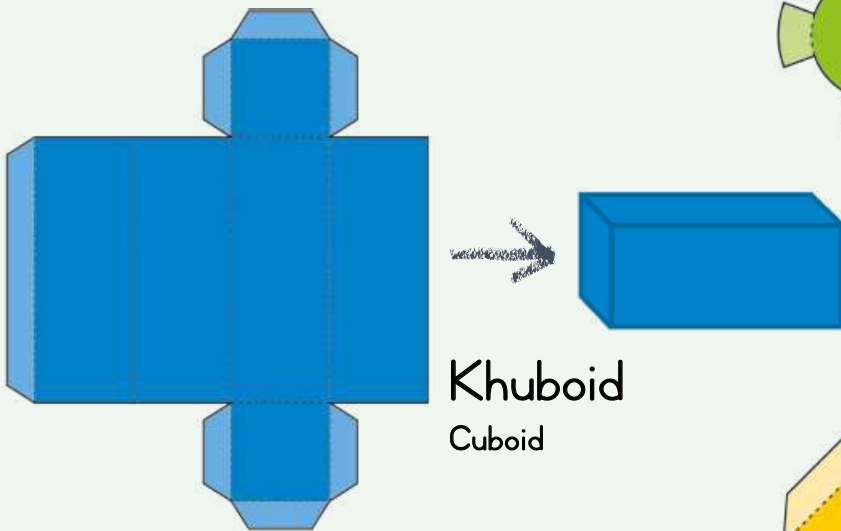
Cut out, fold on the dotted lines and stick together.



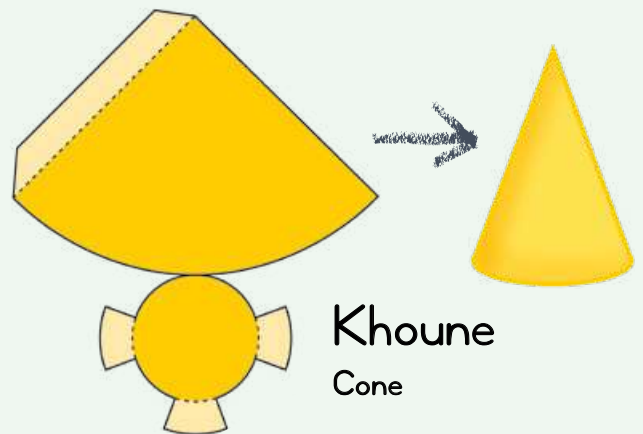
**Kube**  
Cube



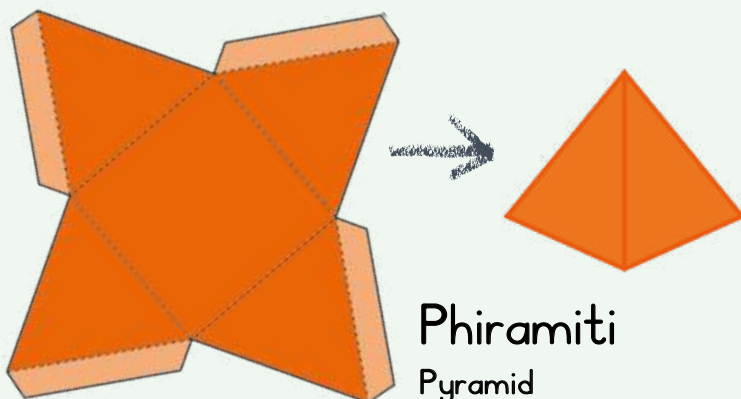
**Silintere**  
Cylinder



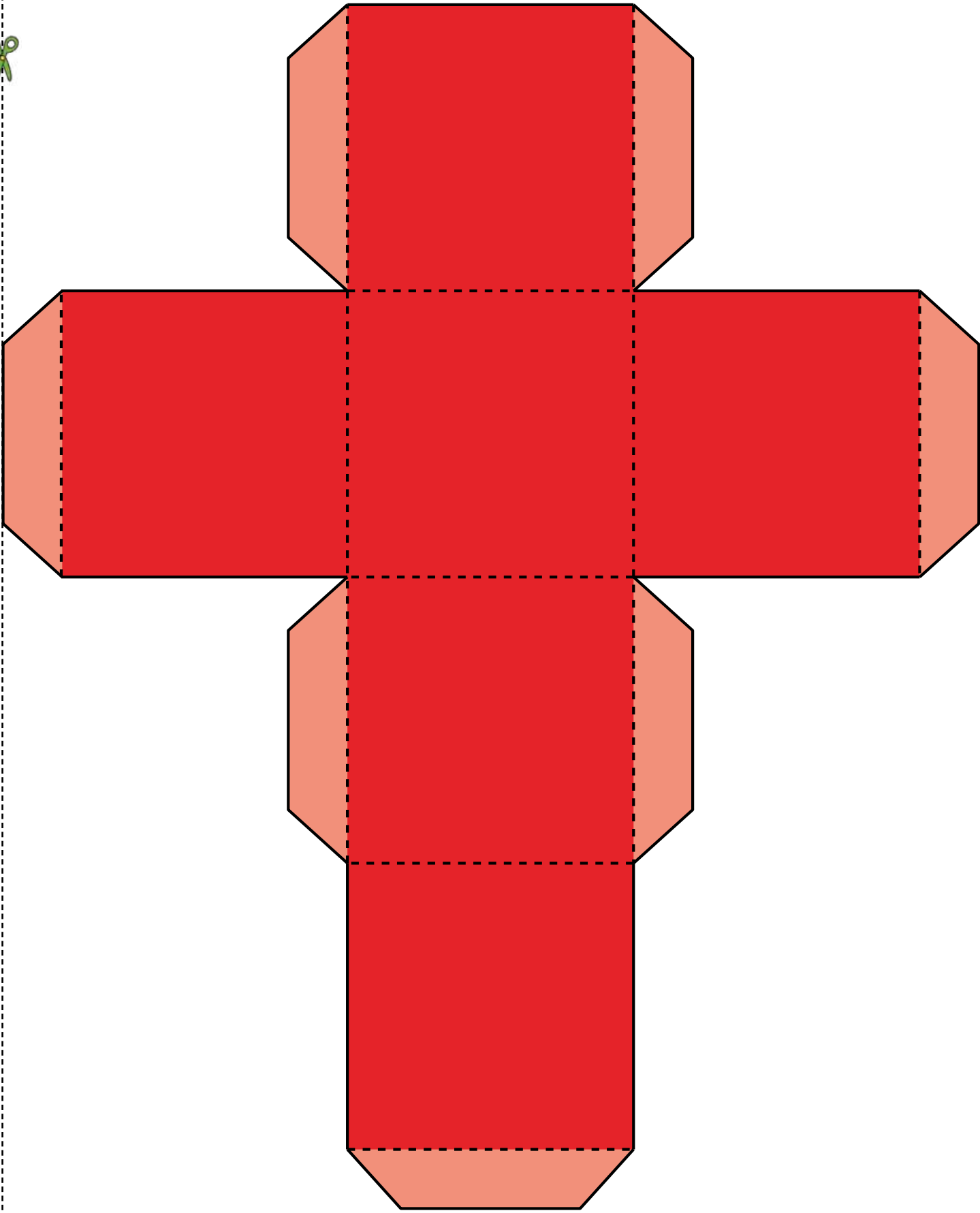
**Khuboid**  
Cuboid



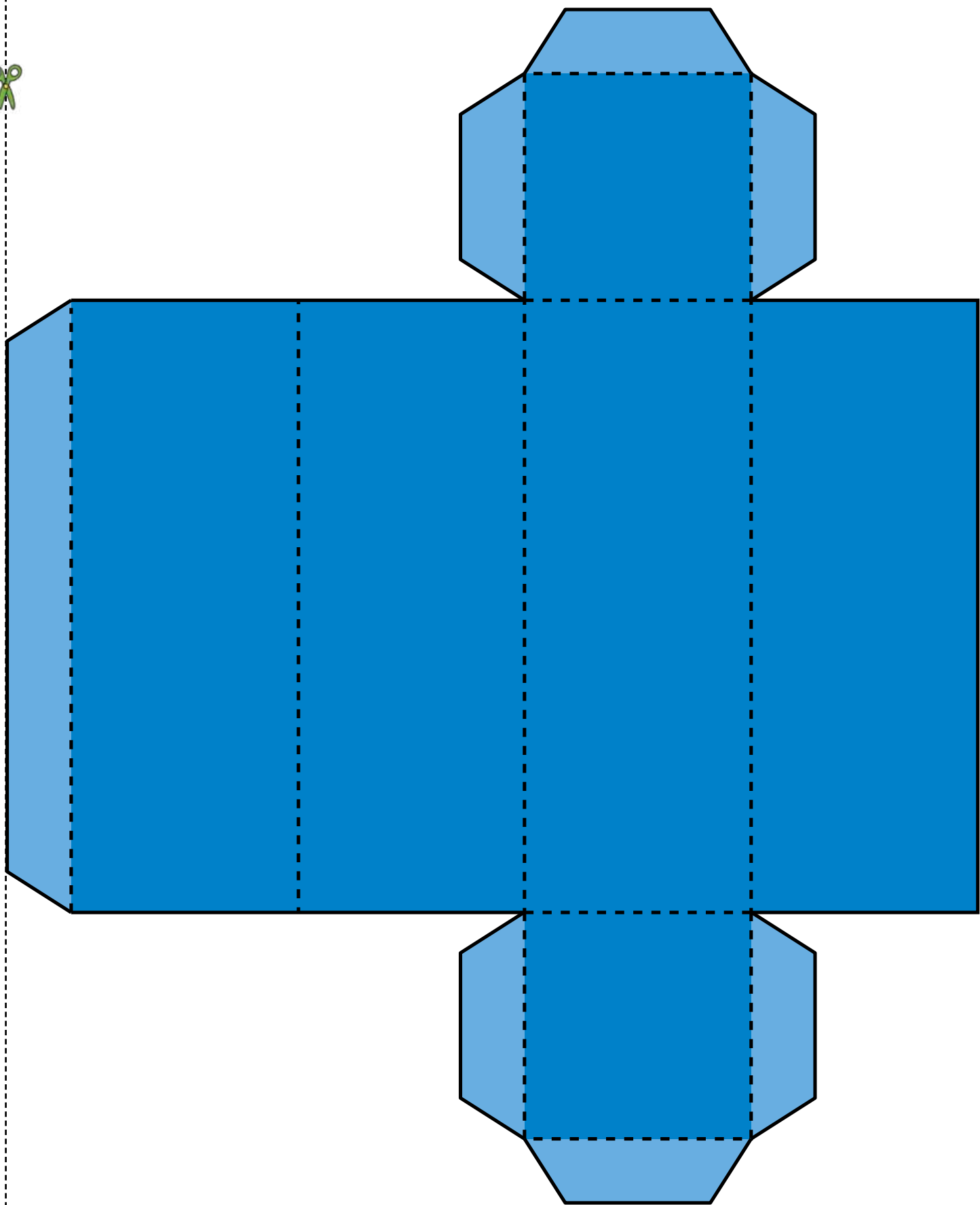
**Khoun**  
Cone



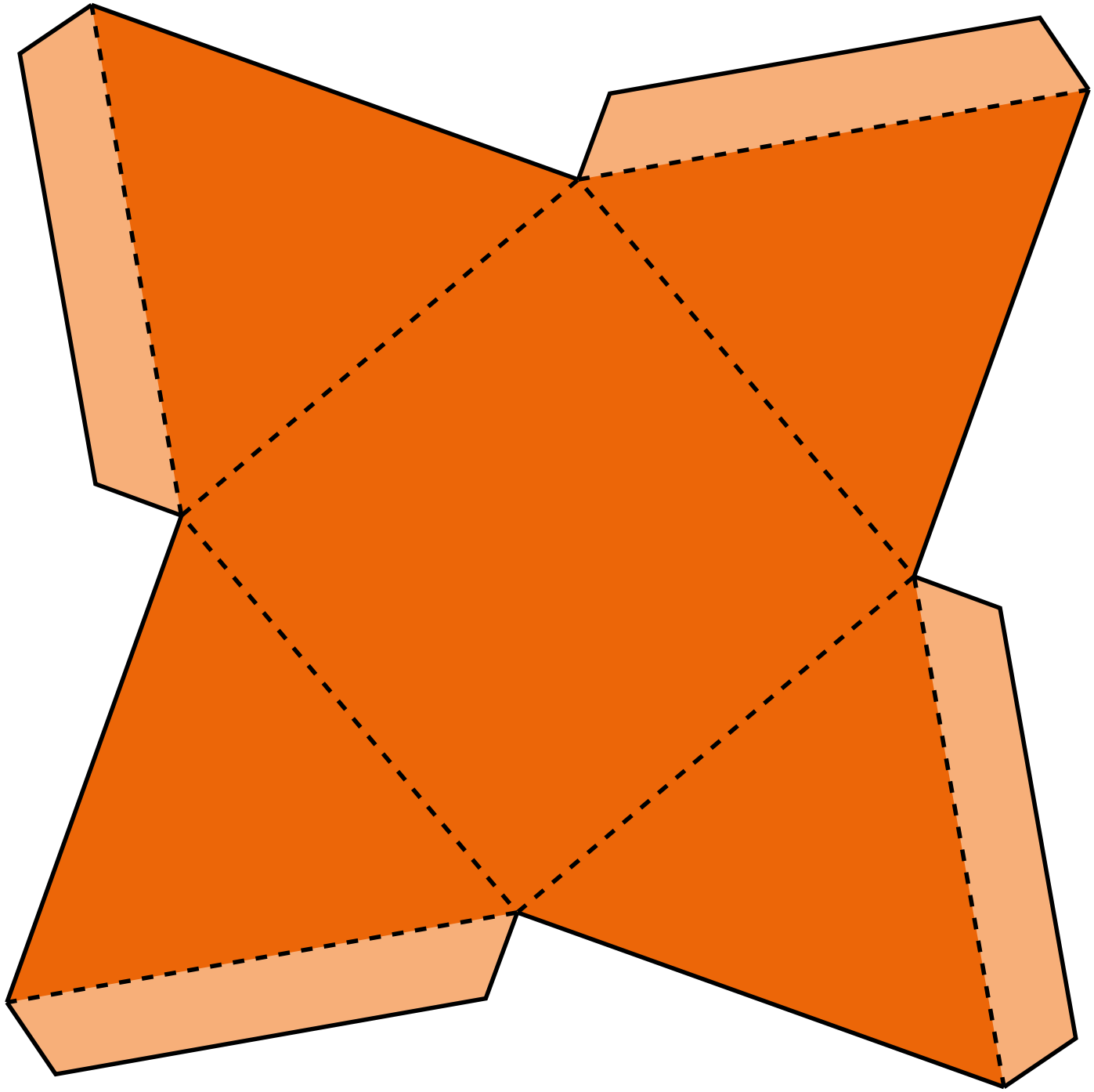
**Phiramiti**  
Pyramid



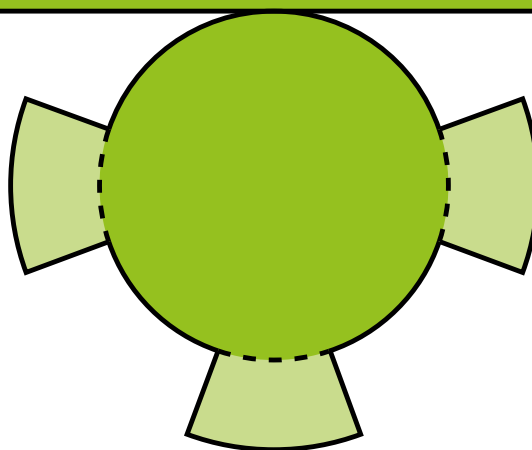


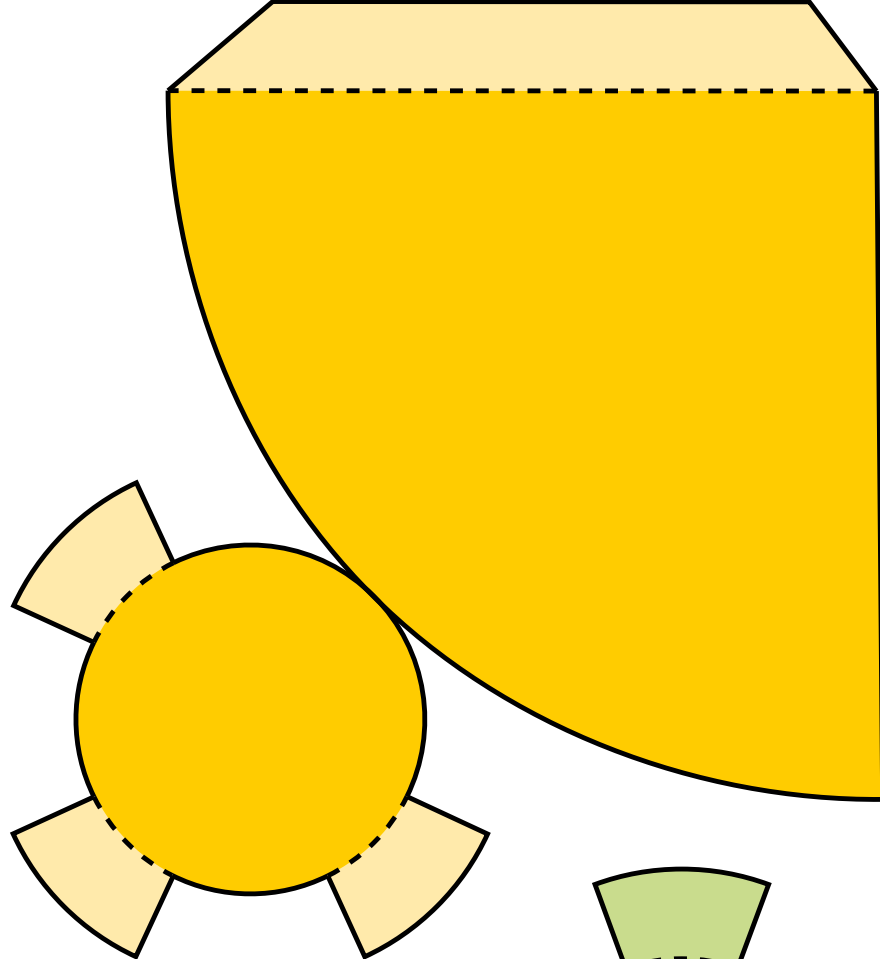




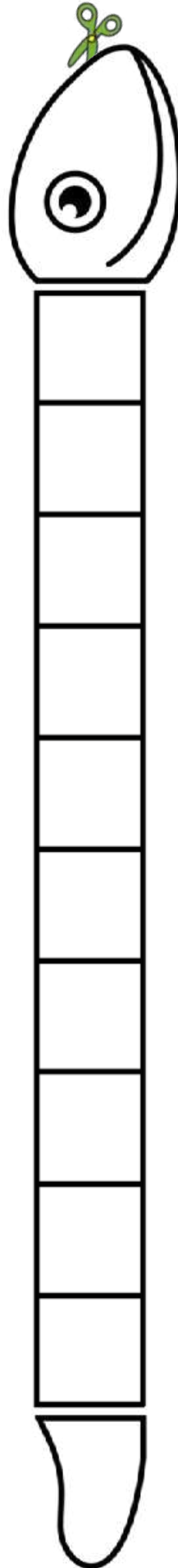
















# Bala Wandé

Calculating with Confidence



DEPARTMENT OF  
EDUCATION



ISBN 978-1-991225-52-8



9

781991 225528

VERSION 3.0